


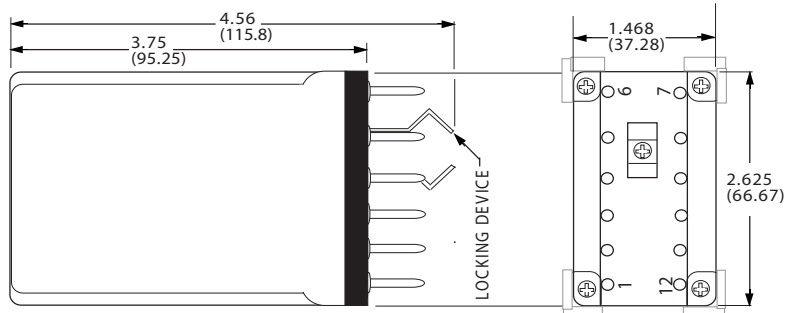
The **255 Series** is a two coil latching version of the general purpose type 219 relay. When the operate coil is momentarily energized, the energized position with the power removed from the coil. The second coil when momentarily energized, provides electrical reset of the contacts. All contacts operate from a common armature to prevent contact overlapping. Coils are rated for continuous duty.



NUCLEAR QUALIFIED VERSION AVAILABLE

OUTLINE DIMENSIONS

Dimensions shown Inch & (Millimeters)



OPTIONS

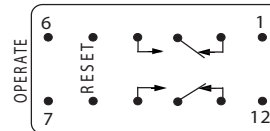
- * Electrical Set Manual Reset
- * Manual Set Electrical Reset

GENERAL SPECIFICATIONS (@ 25°C)

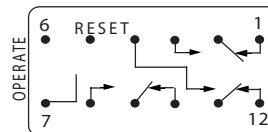
COIL Pull-in, min. AC Pull-in min. DC Overvoltage, max.	85% of Nominal Voltage 80 % of Nominal Voltage 110% of nominal, voltage
CONTACTS Contact Material:	Silver Alloy & Gold Diffused (Standard)
TIMING Operate Time: (operate coil) Release Time: (Reset coil energized)	25 mS Max. @ Nominal Voltage. 20 mS Max. @ Nominal Voltage.
DIELECTRIC STRENGTH All Mutually Insulated Points: Insulation :	1500 V rms 1/4" over surface, 1/8" thru Air
TEMPERATURE Rated Operation:	-10 °C to +60 °C
LIFE EXPECTANCY Mechanical: Electrical:	10 Million Operations no load 100,000 Operations @ Rated Load. 500,000 Operations 1/2 Rated Load.
MISCELLANEOUS Enclosure: Weight	Clear polycarbonate. 215 g (7.58 oz.) APPROX.

WIRING DIAGRAMS (VIEWED FROM TERMINAL END)

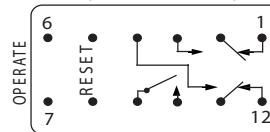
B255XBXP
(DPDT)



B255XCXP
(3 PDT)



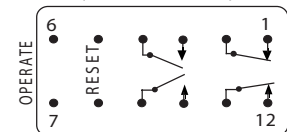
B255ABXP
(DPDT + 1 N.O.)



TYPE	CONTACTS
B255ABXP	DPDT + 1 NO
B255XBXP	DPDT
B255XCP	3PDT
B255BXP	2 NO + 2 NC

MATING SOCKETS
27390 - 12 PIN

B255BXP
(2 N.O. + 2 N.C.)





STRUTHERS-DUNN

ORDERING CODE					
Typical Type No.	B	255	XCX	P	LM -
Series	B255 2 Coil Latch plug-in				
Contact Arrangements	XBX DPDT XCX 3PDT ABX SPST-NO & 2 Form C BXB DPST-NO & 2 Form B				
Standard Features	Polycarbonate Cover- CODE "P"				
Optional Features	Indicator Lamp across both coils - CODE "L" Manual Actuator- CODE "M" Perm. Magnet Blowout - CODE "69"				
Coil Voltage					
Coil Voltages & Frequencies must be specified.					
Note: For time delay on energizing reset coil, specify 256 series in lieu of B255					

DC RELAYS, 1.8 WATTS (2.5 W @ 125VDC)

OPTIONS

130°C Coil
 Coil Suppression
 Light & Actuator
 Fine Silver-Gold Diffused Bifurcated Contacts

SUFFIX

U
 V
 LM
 33

COIL SPECIFICATIONS @ 25°C

*AC COIL, 50/60 HZ

Nominal Voltage	RESET COIL (3VA)		OPERATE COIL (5VA)	
	Resistance Ohms ± 10%	Coil Power (mA)	Resistance Ohms ± 10%	Coil Power (mA)
6	3.0	840	1.10	800
12	14.5	256	4.20	410
24	52.0	150	15.5	200
120	1450	26.5	540	45.0
240	5000	4.8	1815	13.2

DC COIL DATA

Nominal Voltage	RESET COIL (1.4W)		OPERATE COIL (1.8W)	
	Resistance Ohms ± 10%	Coil Power (mA)	Resistance Ohms ± 10%	Coil Power (mA)
6	21.0	286	15.5	385
12	85.0	141	63.5	189
24	300	80	250	96.0
115/125	8000	14.4	6200	20.0

DC relays, 1.8 Watts (2.5 W @ 125VDC)

Current inrush on all AC coils is less than twice the listed milliampere ratings as shown in the AC coil data table.

*Currents shown in table measured at 60 Hz.

CONTACT RATINGS

VOLTS	MAKE	CARRY	BREAK	
			RESISTIVE	INDUCTIVE
24 VDC	30A	10A	10A	10A
120 VAC	30A	10A	10A	3A
240 VAC	30A	10A	5A	1A
28 VDC	30A	10A	10A	3A
125 VDC	30A	10A	0.5A	0.1A
** For versions with suffix "69" Permanent Magnet Blowouts				
125 VDC	SM	30A	10A	1.5A
125 VDC	DM	30A	10A	4A
250 VDC	SM	30A	10A	0.5A
250 VDC	DM	30A	10A	150 mA
				0.5A

**Relays with Code 69 feature (Check with factory for UL & CSA Listing).