LITE-ON SEMICONDUCTOR

onlinecomponents.com
THE ONLINE DISTRIBUTOR OF ELECTRONIC COMPONENTS

B220A thru B260A

SURFACE MOUNT
SCHOTTKY BARRIER RECTIFIERS

REVERSE VOLTAGE - **20** to **60** Volts
FORWARD CURRENT - **2.0** Amperes

FEATURES

- For surface mounted applications
- Metal-Semiconductor junction with guardring
- Epitaxial construction
- Very Low forward voltage drop
- High current capability
- Plastic material has UL flammability classification 94V-0
- For use in low voltage, high frequency inverters, free wheeling, and polarity protection applications

MECHANICAL DATA

- Case : Molded plastic
- Polarity : Indicated by cathode band
- Weight : 0.002 ounces, 0.064 grams

SMA

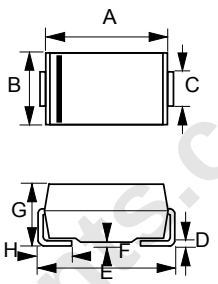

SMA		
DIM.	MIN.	MAX.
A	4.06	4.57
B	2.29	2.92
C	1.27	1.63
D	0.15	0.31
E	4.83	5.59
F	0.05	0.20
G	2.01	2.40
H	0.76	1.52
All Dimensions in millimeter		

MAXIMUM RATINGS AND ELECTRICAL CHARACTERISTICS

Ratings at 25℃ ambient temperature unless otherwise specified.

CHARACTERISTICS	SYMBOL	B220A	B230A	B240A	B250A	B260A	UNIT
Maximum Recurrent Peak Reverse Voltage	V_{RRM}	20	30	40	50	60	V
Maximum RMS Voltage	V_{RMS}	14	21	28	35	42	V
Maximum DC Blocking Voltage	V_{DC}	20	30	40	50	60	V
Maximum Average Forward Rectified Current @T_L =100℃	$I_{(AV)}$	2.0					A
Peak Forward Surge Current 8.3ms single half sine-wave super imposed on rated load (JEDEC METHOD)	I_{FSM}	50					A
Maximum forward Voltage at 2.0A DC	V_F	0.5			0.7		V
Maximum DC Reverse Current at Rated DC Blocking Voltage @T_J =25℃ @T_J =100℃	I_R	0.5 20					mA
Typical Junction Capacitance (Note1)	C_J	200					pF
Typical Thermal Resistance (Note 2)	$R_{\theta JL}$	15					℃/W
Operating Temperature Range	T_J	-55 to +125			-55 to +150		℃
Storage Temperature Range	T_{STG}	-55 to +150					℃

NOTES : 1.Measured at 1.0MHz and applied reverse voltage of 4.0V DC.
2.Unit mounted on 0.75t glass-epoxy substrate with 5x7 mm copper pad.

REV. 7, Oct-2010, KSHA04

onlinecomponents.com

onlinecomponents.com
THE ONLINE DISTRIBUTOR OF ELECTRONIC COMPONENTS

LITEON

FIG.1 - FORWARD CURRENT DERATING CURVE

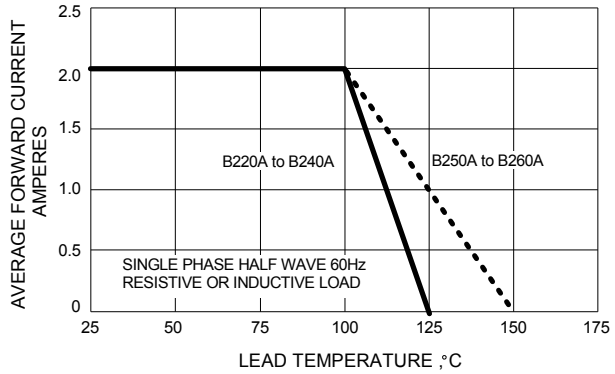

FIG.2 - MAXIMUM NON-REPETITIVE SURGE CURRENT

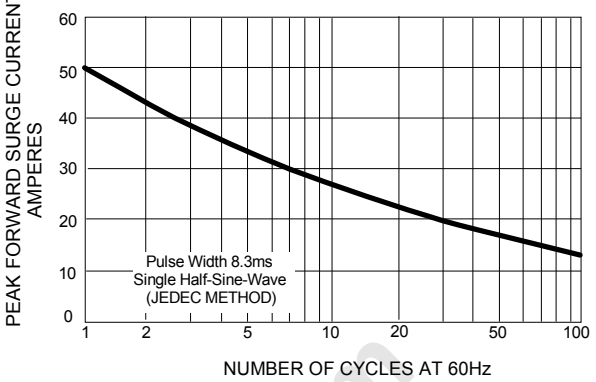

FIG.3 - TYPICAL FORWARD CHARACTERISTICS

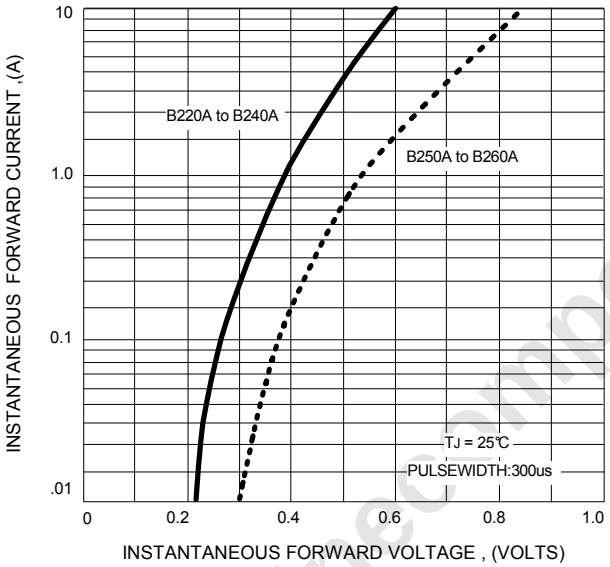

FIG.4 - TYPICAL JUNCTION CAPACITANCE

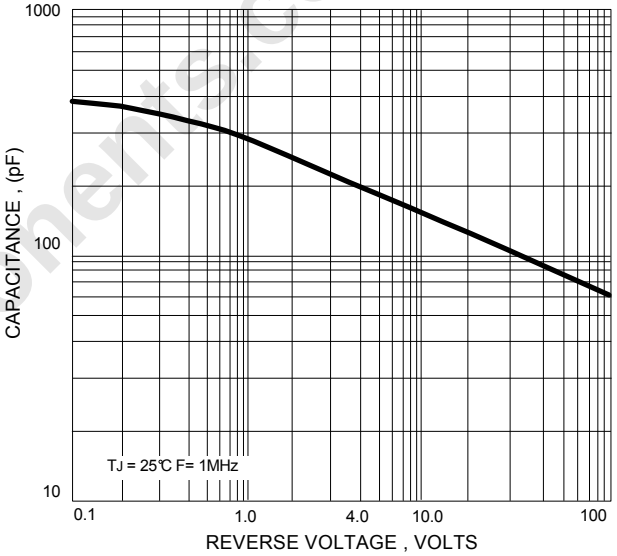

FIG.5 - TYPICAL REVERSE CHARACTERISTICS

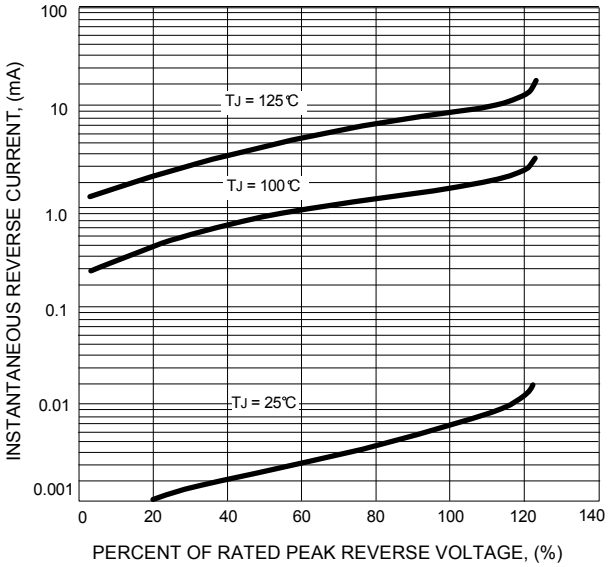

onlinecomponents.com

onlinecomponents.com
THE ONLINE DISTRIBUTOR OF ELECTRONIC COMPONENTS

LITEON

Important Notice and Disclaimer

LSC reserves the right to make changes to this document and its products and specifications at any time without notice. Customers should obtain and confirm the latest product information and specifications before final design, purchase or use.

LSC makes no warranty, representation or guarantee regarding the suitability of its products for any particular purpose, nor does LSC assume any liability for application assistance or customer product design. LSC does not warrant or accept any liability with products which are purchased or used for any unintended or unauthorized application.

No license is granted by implication or otherwise under any intellectual property rights of LSC.

LSC products are not authorized for use as critical components in life support devices or systems without express written approval of LSC.

onlinecomponents.com