

# AZ957

## SUBMINIATURE PC BOARD RELAY

### FEATURES

- Subminiature size for high density packaging
- DIL pitch terminals
- Epoxy sealed for automatic wave soldering
- High sensitivity: 150 mW nominal with 96 mW pickup
- Meets FCC Part 68.302 1500 V lightning surge
- Meets FCC Part 68.304 1000 V dielectric
- UL, CUR file E43203



### CONTACTS

<b>Arrangement</b>	SPDT (1 Form C) Crossbar contacts
<b>Ratings</b>	Resistive load: Max. switched power: 30 W or 62.5 VA Max. switched current: 1 A Max. switched voltage: 60 VDC or 125 VAC <b>UL Rating:</b> 1 A at 30 VDC 0.3 A at 60 VDC 0.5 A at 125 VAC
<b>Material</b>	Silver gold clad
<b>Resistance</b>	< 100 milliohms initially (6 V 1 A method)

### COIL

<b>Power At Pickup Voltage (typical)</b>	Standard coil: 128 mW Sensitive coil: 96 mW
<b>Max. Continuous Dissipation</b>	.5 W at 20°C (68°F) ambient
<b>Temperature Rise</b>	Standard: 33°C (59°F) at nominal coil voltage Sensitive: 25°C (45°F) at nominal coil voltage
<b>Temperature</b>	Max. 105°C (221°F)

### NOTES

1. All values at 20°C (68°F).
2. Relay may pull in with less than "Must Operate" value.
3. Other coil resistances and sensitivities available upon request.
4. Specifications subject to change without notice.

### GENERAL DATA

<b>Life Expectancy</b> <b>Mechanical</b> <b>Electrical</b>	Minimum operations 10 million operations 1 x 10 <sup>5</sup> at 0.5A 120 VAC Res.
<b>Operate Time (typical)</b>	Standard: 3 ms at nominal coil voltage Sensitive: 5 ms at nominal coil voltage
<b>Release Time (typical)</b>	1 ms at nominal coil voltage (with no coil suppression)
<b>Capacitance</b>	Coil to contact: 7.0 pF Contact to contact: 7.0 pF
<b>Bounce (typical)</b>	At 10 mA contact current 2 ms at operate 8 ms at release
<b>Dielectric Strength (at sea level for 1 min.)</b>	1250 Vrms coil to contact 400 Vrms between open contacts Meets FCC Part 68.302 1500 V lightning surge Meets FCC Part 68.304 1000 V dielectric
<b>Insulation Resistance</b>	100 megohms min. at 20°C, 500 VDC, 50% RH
<b>Dropout</b>	Greater than 10% of nominal coil voltage
<b>Ambient Temperature</b> <b>Operating</b>  <b>Storage</b>	At nominal coil voltage Standard: -40°C (-40°F) to 70°C (158°F) Sensitive: -40°C (-40°F) to 80°C (176°F) Both: -25°C (-13°F) to 105°C (221°F)
<b>Vibration</b>	3.3 mm DA at 10–55 Hz
<b>Shock</b>	10 g Functional, 100g destructive
<b>Enclosure</b>	P.E.T. polyester
<b>Terminals</b>	Tinned copper alloy
<b>Max. Solder Temp.</b>	270°C (518°F)
<b>Max. Solder Time</b>	5 seconds
<b>Max. Immersion Time</b>	30 seconds
<b>Weight</b>	2.2 grams



**AMERICAN ZETTLER, INC.**

[www.azettler.com](http://www.azettler.com)

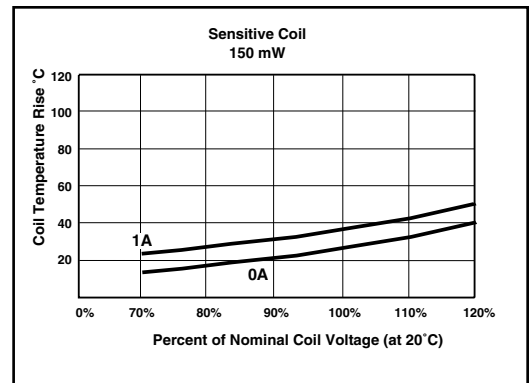
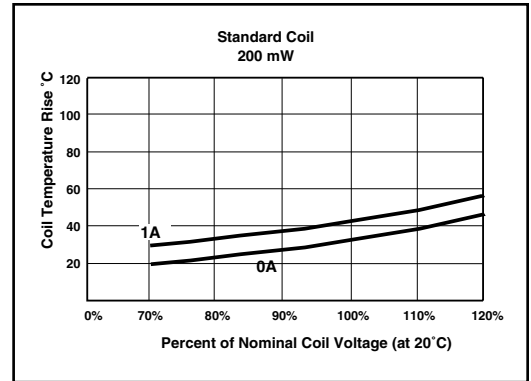
75 COLUMBIA • ALISO VIEJO, CA 92656 • PHONE: (949) 831-5000 • FAX: (949) 831-8642 • E-MAIL: SALES@AZETTLER.COM

8/11/06W

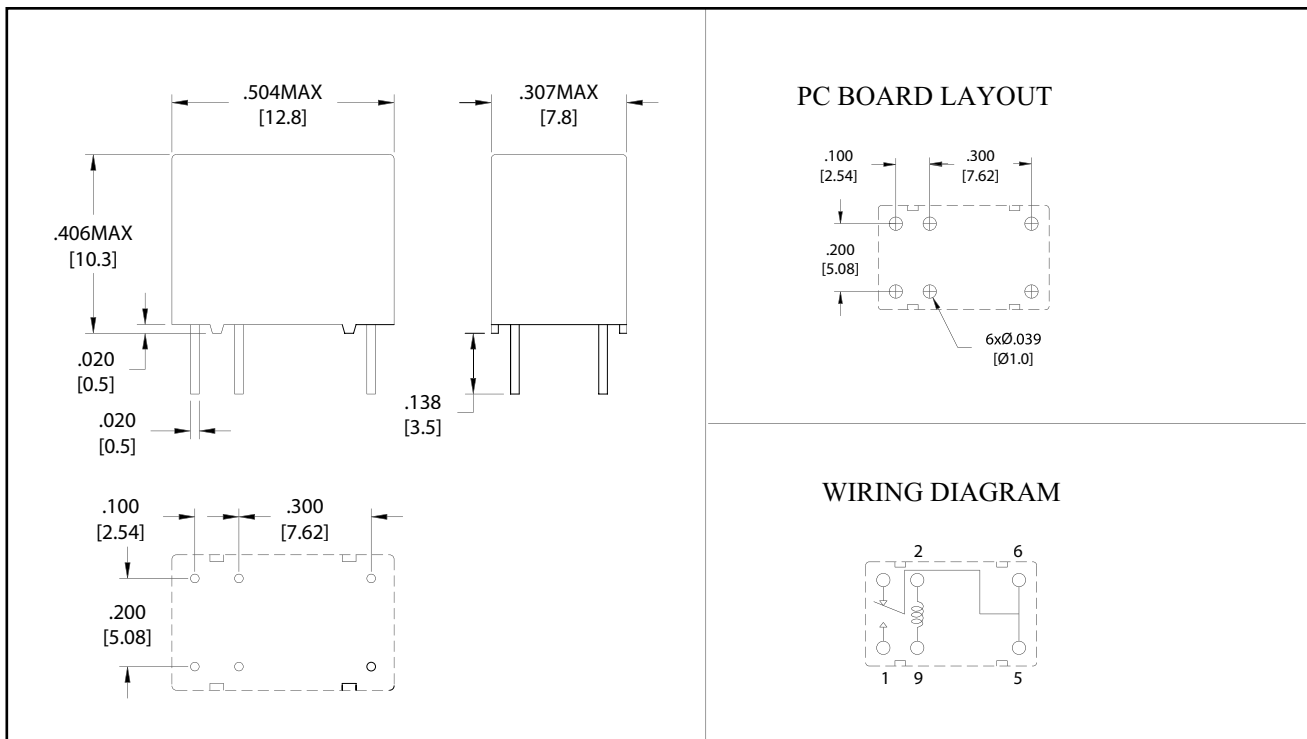
# AZ957

## RELAY ORDERING DATA

COIL SPECIFICATIONS: STANDARD COIL				
Nominal Coil VDC	Must. Operate VDC	Max. Continuous VDC	Coil Resistance $\pm 10\%$	ORDER NUMBER
1.5	1.2	2.4	11.3	AZ957-1C-1.5DE
3	2.4	4.7	45.0	AZ957-1C-3DE
5	4.0	7.9	125	AZ957-1C-5DE
6	4.8	9.5	180	AZ957-1C-6DE
9	7.2	14.2	405	AZ957-1C-9DE
12	9.6	19.0	720	AZ957-1C-12DE
24	19.2	37.9	2880	AZ957-1C-24DE
COIL SPECIFICATIONS: SENSITIVE COIL				
Nominal Coil VDC	Must. Operate VDC	Max. Continuous VDC	Coil Resistance $\pm 10\%$	ORDER NUMBER
1.5	1.2	2.7	15.0	AZ957-1C-1.5DSE
3	2.4	5.5	60.0	AZ957-1C-3DSE
5	4.0	9.1	167	AZ957-1C-5DSE
6	4.8	11.0	240	AZ957-1C-6DSE
9	7.2	16.4	540	AZ957-1C-9DSE
12	9.6	21.9	960	AZ957-1C-12DSE
24	19.2	43.8	3840	AZ957-1C-24DSE



## MECHANICAL DATA



Dimensions in inches with metric equivalents in parentheses. Tolerance:  $\pm .010$ "



**AMERICAN ZETTLER, INC.**

[www.azettler.com](http://www.azettler.com)

75 COLUMBIA • ALISO VIEJO, CA 92656 • PHONE: (949) 831-5000 • FAX: (949) 831-8642 • E-MAIL: SALES@AZETTLER.COM

8/11/06W