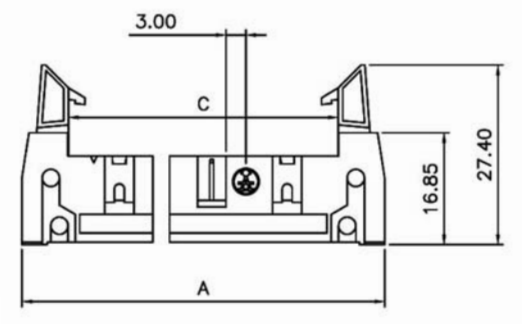

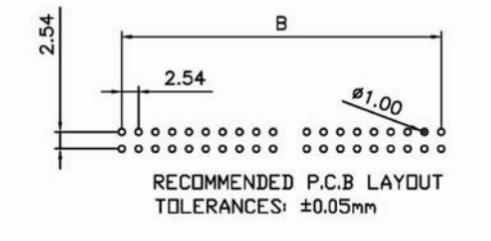

AWHxA-02x2-T-R

Latches
0 - without latches
2 - with short latches
3 - with long latches

No of Contacts:
10/14/16/20/26/34/40/50/60/64

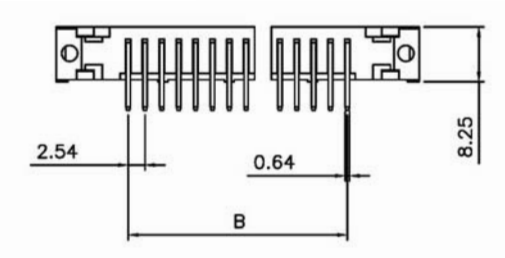

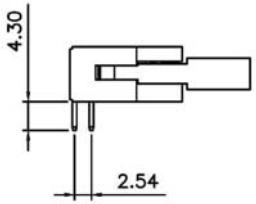

POSITION	10	12	14	16	20	24	26
A	31.90	34.60	36.98	39.52	44.60	49.68	52.15
B	10.16	12.70	15.24	17.78	22.86	27.94	30.48
C	18.00	20.54	23.08	25.62	30.70	35.78	38.32
POSITION	30	34	40	50	60	64	
A	57.40	62.38	70.00	82.70	95.60	100.7	
B	35.56	40.64	48.26	60.96	73.66	78.74	
C	43.40	48.48	56.10	68.80	81.82	86.90	

10. LATCH OPTION:

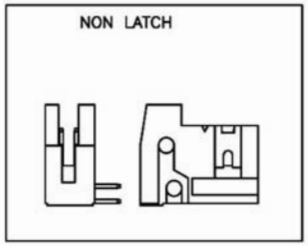

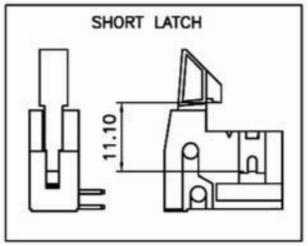

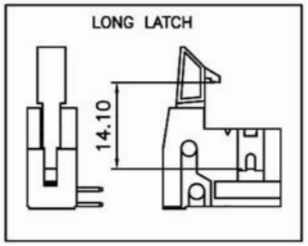

Material: PBT UL94V-0
Contact (material): Brass
Contact resistance: 30 mΩ Max.
Insulation Resistance: 3000 MΩ Min.
Current rating: 2 AMP max.
Dielectric Voltage: 500V AC for one minute
Operation Temperature: -40 C to +105C

Tolerance: ±0.2 Unit: MM

Scale	1:1						Name
TOLERANCE							
X.X	±0.40			Drawn	07/09/12	Miller	
X.XX	±0.25			Approved	07/09/12	Warner	
X.XXX	±0.15						
Angle	±3°						
			Modification	Date	Name		

Item No.
AWHxA-02x2-T-R

Title Dual Row Header, 2.54MM pitch, PCB Mount

Drawing No.

rev00

Replace

Sheet

RoHS Complaint

ASSMANN WSW components