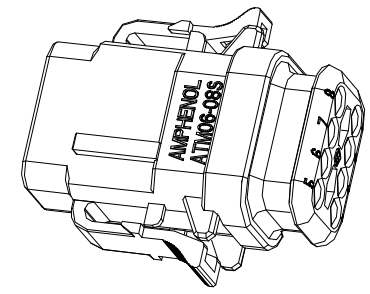
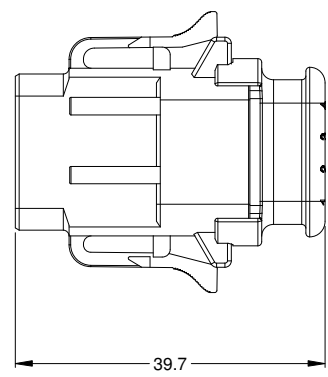
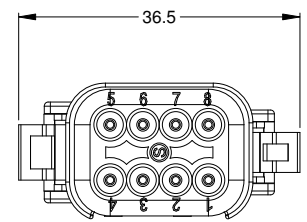
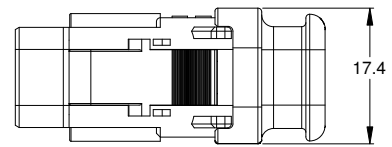
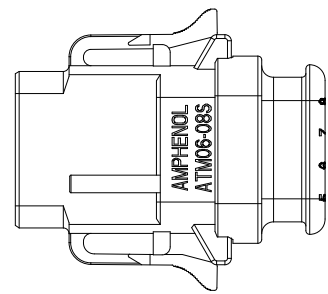
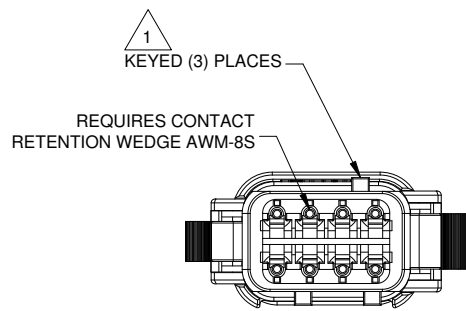


| REVISIONS | | | | | |
|-----------|-----|--------------------|-----------|-------|------|
| REV | ECO | DESCRIPTION | DATE | BY | APPR |
| A3 | | PERLIMINARY DESIGN | 03/NOV/14 | ORION | |



NOTES: UNLESS OTHERWISE SPECIFIED

1 SEE SHEET 2 FOR KEY ARRANGEMENTS AND COLORS.

2. MATERIAL:
HOUSING: THERMOPLASTIC
SEAL: SILICONE RUBBER

3. MODIFICATIONS: STRAIN RELIEF END CAP

4. SPECIFICATIONS:
4.1 CURRENT RATING: 7.5 AMPS
4.2 OPERATING TEMPERATURE: -55°C TO +125°C
4.3 DIELECTRIC WITHSTANDING VOLTAGE: LESS THAN 2 MILLIAMPS CURRENT LEAKAGE @ 1500 VOLTS AC.
4.4 INSULATION RESISTANCE: 1000 MEGOHMS MIN @ 25°C.
4.5 MOISTURE RESISTANCE: IP67 (MATED CONDITION)
4.6 MATING CYCLE DURABILITY: 100 CYCLES
4.7 RoHS COMPLIANT

5. MATING PART: ATM04-08PX* RECEPTACLE.
(X = A,B,C,D KEYS; * = MODIFICATIONS AND COLORS)

6. ALL DIMENSIONS ARE FOR REFERENCE USE ONLY.

7 CONTACT SIZE AND REAR SEAL WIRE RANGE:

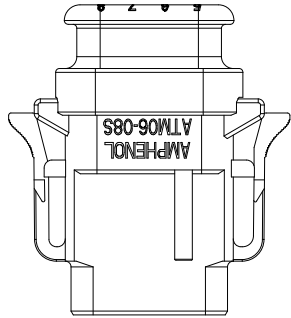
| CONTACT SIZE | MIN. INSUL O.D. | MAX. INSUL O.D. | WIRE RANGE |
|--------------|-------------------|-------------------|-------------|
| 20 | 1.35 mm (.053 in) | 3.05 mm (.120 in) | 16 - 22 AWG |

| SEE SHEET 2 | | DESCRIPTION | | ITEM |
|--------------------------------------|-------------|--|-----------|------------------|
| QUANTITY | PART NUMBER | MATERIALS LIST | | |
| UNLESS OTHERWISE SPECIFIED | | SIGNATURES | DATE | |
| 1) All dimensions are in metric(mm). | | DRAWN: ORIONLI | 03/NOV/14 | |
| 2) Tolerances are as follows: | | CHECKED: | | |
| 1 PL DEC ±0.30 Fractions: ±1/64 | | ENGINEER: | | |
| 2 PL DEC ±0.15 Angles ±1° | | APPROVAL: | | |
| 3) Note reference = | | CUSTOMER: | | |
| MATERIAL SPECIFICATIONS: | | THIS DRAWING IS SUPPLIED FOR INFORMATION ONLY. DESIGN FEATURES, SPECIFICATIONS AND PERFORMANCE DATA SHOWN HEREON ARE THE PROPERTY OF THE AMPHENOL CORPORATION. NO RIGHTS OF REPRODUCTION ARE IMPLIED. ALL DIMENSIONS ARE SUBJECT TO NORMAL MANUFACTURING VARIATIONS. | | |
| PROCESS SPECIFICATIONS: | | SIZE | TYPE | DWG NO. |
| NEXT ASSY: | | B | C- | ATM06-08SX-SR1XX |
| | | SCALE: | NONE | REVISION 01 |
| | | | | SHEET 1 OF 2 |

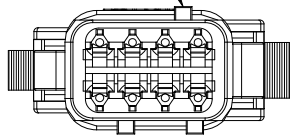
TITLE: PLUG, KEYS, 8 SOCKET, STRAIN RELIEF, ATM SERIES
DWG NO.: ATM06-08SX-SR1XX
REV: 01
SH: 1
OF: 2

| REVISIONS | | | | | |
|-----------|-----|-------------|------|----|------|
| REV | ECO | DESCRIPTION | DATE | BY | APPR |

P/N ATM06-08SA-SR1GY
KEY-A CONFIGURATION
STANDARD COLOR: GREY

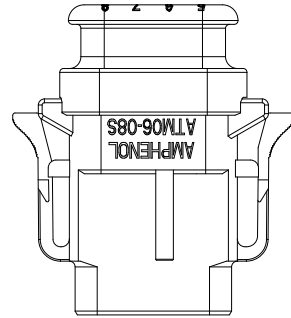


KEYED (3) PLACES

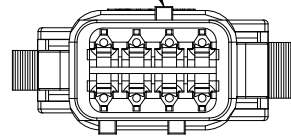


| KEY-A CONFIGURATION | |
|---------------------|-------------------------|
| COLOR | PART NUMBER |
| * GREY | ATM06-08SA-SR1GY |
| BLACK | ATM06-08SA-SR1BK |
| GREEN | ATM06-08SA-SR1GN |
| BROWN | ATM06-08SA-SR1BN |

P/N ATM06-08SB-SR1BK
KEY-B CONFIGURATION
STANDARD COLOR: BLACK

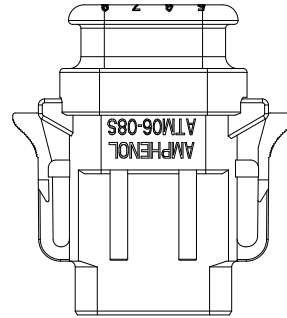


KEYED (3) PLACES

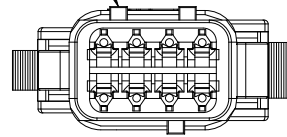


| KEY-B CONFIGURATION | |
|---------------------|-------------------------|
| COLOR | PART NUMBER |
| GREY | ATM06-08SB-SR1GY |
| * BLACK | ATM06-08SB-SR1BK |
| GREEN | ATM06-08SB-SR1GN |
| BROWN | ATM06-08SB-SR1BN |

P/N ATM06-08SC-SR1GN
KEY-C CONFIGURATION
STANDARD COLOR: GREEN

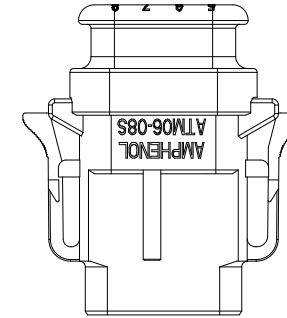


KEYED (3) PLACES

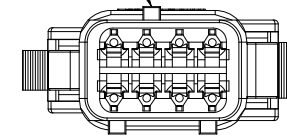


| KEY-C CONFIGURATION | |
|---------------------|-------------------------|
| COLOR | PART NUMBER |
| GREY | ATM06-08SC-SR1GY |
| BLACK | ATM06-08SC-SR1BK |
| * GREEN | ATM06-08SC-SR1GN |
| BROWN | ATM06-08SC-SR1BN |

P/N ATM06-08SD-SR1BN
KEY-D CONFIGURATION
STANDARD COLOR: BROWN



KEYED (3) PLACES



| KEY-D CONFIGURATION | |
|---------------------|-------------------------|
| COLOR | PART NUMBER |
| GREY | ATM06-08SD-SR1GY |
| BLACK | ATM06-08SD-SR1BK |
| GREEN | ATM06-08SD-SR1GN |
| * BROWN | ATM06-08SD-SR1BN |

NOTE:

AN ASTERISKS (*) PLACED BEFORE THE COLOR DENOTES THE STANDARD MOLDED COLOR OF THE CONNECTORS SHOWN ABOVE.



OTHER COLORS SHOWN ARE AVAILABLE VIA SPECIAL ORDER.

| QUANTITY | PART NUMBER | DESCRIPTION | ITEM |
|---|-------------|--|---|
| MATERIALS LIST | | | |
| UNLESS OTHERWISE SPECIFIED 1) All dimensions are in metric(mm). 2) Tolerances are as follows: 1 PL DEC ±0.30 1 Fractions ±1/64 2 PL DEC ±0.15 Angles ±1° 3 PL DEC ±0.08 3) Note reference = | | SIGNATURES DATE DRAWN: ORION LI 03/NOV/14 CHECKED: ENGINEER: APPROVAL: | Amphenol Sine Systems - www.amphenol-sine.com 44724 Morley Drive Clinton Township, MI 48036 |
| MATERIAL SPECIFICATIONS: | | CUSTOMER: | |
| PROCESS SPECIFICATIONS: | | THIS DRAWING IS SUPPLIED FOR INFORMATION ONLY. DESIGN FEATURES, SPECIFICATIONS AND PERFORMANCE DATA SHOWN HEREON ARE THE PROPERTY OF THE AMPHENOL CORPORATION. NO RIGHTS OF REPRODUCTION ARE IMPLIED. ALL DIMENSIONS ARE SUBJECT TO NORMAL MANUFACTURING VARIATIONS. | |
| NEXT ASSY: | | SIZE: B TYPE: C- DWG NO.: ATM06-08SX-SR1XX REVISION: 01 | |
| | | SCALE: NONE | SHEET 2 OF 2 |





TITLE: PLUG, KEYED, 8 SOCKET, STRAIN RELIEF, ATM SERIES
DWG NO.: ATM06-08SX-SR1XX
REV: 01
SHEET 2 OF 2

ATM Series™ - Contact Size 20 Options



| Machined Contacts, Sockets & Pins | | | | |
|-----------------------------------|--|------|-------|----------|
| Part Number | Description | Size | AWG | Type |
| AT60-010-2031 | Male Contact - Pin, Gold-plated | 20 | 16-18 | Machined |
| AT62-005-20141 | Female Contact - Socket, Gold-plated | 20 | 16-18 | Machined |
| AT60-010-20141 | Male Contact - Pin, Nickel-plated | 20 | 16-18 | Machined |
| AT62-005-2031 | Female Contact - Socket, Nickel-plated | 20 | 16-18 | Machined |
| AT60-202-2031 | Male Contact - Pin, Gold-plated | 20 | 20-22 | Machined |
| AT62-201-2031 | Female Contact - Socket, Gold-plated | 20 | 20-22 | Machined |
| AT60-202-20141 | Male Contact - Pin, Nickel-plated | 20 | 20-22 | Machined |
| AT62-201-20141 | Female Contact - Socket, Nickel-plated | 20 | 20-22 | Machined |

| Tooling - Machined Contacts | | |
|---|-------------|---|
| Part | Part Number | Description |
|  | CA-5D12 | Universal Hand Crimp Tool, Size 12/16/20 (Machined contacts only) |
|  | CA-5E12 | Pneumatic Crimp Tool, Size 12/16/20 (Machined contacts only) |

| Contact Removal Tools | | |
|--|---------------|---|
| Part | Part Number | Description |
|  | ART1-100 | Used for removal of contacts for A Series™ products |
|  | AT11-240-2005 | Contact Removal Tool, Plastic, Size 20 |

| Sealing Plugs | | |
|---|-------------------|--|
| Part | Part Number | Description |
|  | AT13-204-2005 | Sealing Plug, Size 20, White |
|  | AT13-204-2005-SR | Sealing Plug, Size 20, SR01 Series, Black |
|  | ATM13-217-2005 | Locking Sealing Plug, Size 20, Grey |
|  | ATM13-217-2005-SR | Locking Sealing Plug, Size 20, SR01 Series, Blue |

| Stamped & Formed Contacts, Sockets & Pins | | | | |
|---|--|------|-------|------------------|
| Part Number | Description | Size | AWG | Type |
| AT60-20-0144 | Male Contact - Pin, Gold-plated | 20 | 16-22 | Stamped & Formed |
| AT62-20-0144 | Female Contact - Socket, Gold-plated | 20 | 16-22 | Stamped & Formed |
| AT60-20-0244 | Male Contact - Socket, Gold-plated | 20 | 16-22 | Stamped & Formed |
| AT62-20-0244 | Female Contact - Socket, Gold-plated | 20 | 16-22 | Stamped & Formed |
| AT60-20-0122 | Male Contact - Pin, Nickel-plated | 20 | 16-22 | Stamped & Formed |
| AT62-20-0122 | Female Contact - Socket, Nickel-plated | 20 | 16-22 | Stamped & Formed |
| AT60-20-0222 | Male Contact - Socket, Nickel-plated | 20 | 16-22 | Stamped & Formed |
| AT62-20-0222 | Female Contact - Socket, Nickel-plated | 20 | 16-22 | Stamped & Formed |
| AT60-20-0277 | Male Contact - Socket, Tin-plated | 20 | 16-22 | Stamped & Formed |
| AT62-20-0277 | Female Contact - Socket, Tin-plated | 20 | 16-22 | Stamped & Formed |
| AT60-20-0422 | Male Contact - Socket, Nickel-plated | 20 | 20-22 | Stamped & Formed |
| AT62-20-0444 | Female Contact - Socket, Gold-plated | 20 | 20-22 | Stamped & Formed |

| Tooling - Stamped & Formed Contacts | | |
|---|-------------|---|
| Part | Part Number | Description |
|  | MFX-3974 | Crimp Die - Size 20 (S&F contacts only) |
| | MFX-3976 | Crimp Die - Size 20 (S&F contacts only) 20-22AWG -04XX Series |
| | MFX-3978 | Crimp Die - Size 20 (S&F contacts only) 20-22AWG -02XX Series |
|  | ATT-20-00 | Hand Crimp Tool - Size 20, 20AWG (S&F contacts only) |

Amphenol Sine Systems
 44724 Morley Drive
 Clinton Township, MI 48036 USA
www.amphenol-sine.com
 03/2022