

SPECIFICATIONS

Electrical Ratings	5A @ 120VAC, 28VDC; 2A @ 250VAC See Contact Options
Electrical Life	30,000 cycles typical
Contact Resistance	< 20 mΩ max initial @ 2-4VDC, 100mA
Dielectric Strength	1500Vrms min
Insulation Resistance	> 100MΩ min
Operating Temperature	-40°C to 85°C
Storage Temperature	-40°C to 85°C



Process Sealed
c **UL** [®] **US** - E222871


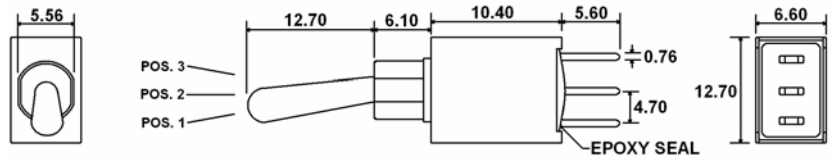

MATERIALS ←RoHS COMPLIANT


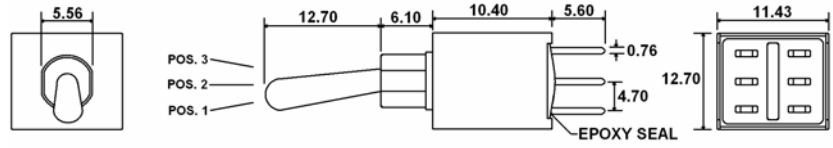
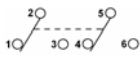
Actuator	Brass, Chrome Plated
Housing	4/6 Nylon, Glass Filled, Flame Retardant Heat Stabilized, UL94V-0
Support Bracket	Steel, Tin Plated
Contacts	Copper Alloy, Silver Plated
Terminals	Copper Alloy, Silver Plated


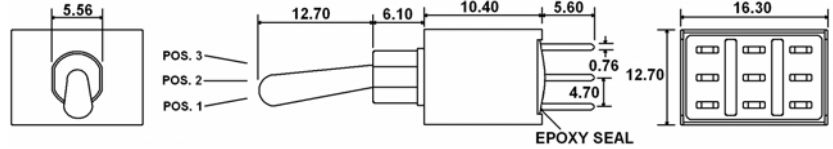
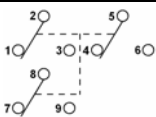
ORDERING INFORMATION

Series:	AST	1	1	T	N	H	Q
AST							
Number of Poles:							
1 = SPDT							
2 = DPDT							
3 = 3PDT							
Switch Function:							
1 = ON-NONE-ON							
2 = ON-NONE-(ON)							
3 = ON-OFF-ON							
4 = (ON)-OFF-(ON)							
5 = ON-OFF-(ON)							
6 = ON-ON-ON **Only in DPDT models							
Actuator:							
T = 7.62mm, Std							
S = 12.70mm, Std							
P1 = 7.62mm, Plastic, Anti-Static							
P2 = 12.70mm, Plastic, Anti-Static							
Bushing:							
E = 8.89mm, Threaded ¼-40 UNS-2A							
N = 6.10mm, Non-Threaded							
Terminals:							
B = Solder Lug							
C = PC Pin							
D = Quick Connect							
H = Horizontal Mount, Right Angle PC Pin; <i>HS</i> = Snap-in							
V = Vertical Mount, Right Angle PC Pin; <i>VS</i> = Snap-in							
S20 = PC Pin with Support Bracket; <i>V20</i> = Snap-in Support Bracket							
S25 = PC Pin with Support Bracket; <i>V25</i> = Snap-in Support Bracket							
Contacts:							
Q = Silver Plated							
R = Gold Plated							
G = Gold over Silver Plated							

SWITCH FUNCTION

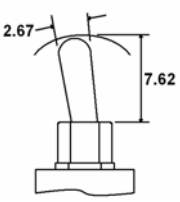
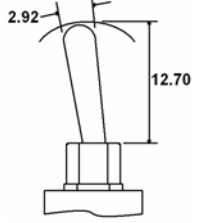
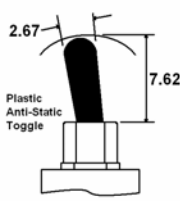
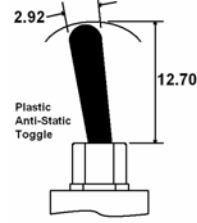
	Function	Toggle Position				
		1	ON	NONE		ON
		2	ON	NONE		(ON)
	3	ON	OFF	ON		
	4	(ON)	OFF	(ON)		
5	ON	OFF	(ON)			
SPDT	Terminals	2-3	---	2-1		
						

	Function	Toggle Position				
		1	ON	NONE		ON
		2	ON	NONE		(ON)
	3	ON	OFF	ON		
	4	(ON)	OFF	(ON)		
5	ON	OFF	(ON)			
DPDT	Terminals	2-3	---	2-1		
	6	ON	ON	ON		
	Terminals	2-3	2-3	2-1		
		5-6	5-4	5-4		


	Function	Toggle Position				
		1	ON	NONE		ON
		2	ON	NONE		(ON)
	3	ON	OFF	ON		
	4	(ON)	OFF	(ON)		
5	ON	OFF	(ON)			
3PDT	Terminals	2-3	---	2-1		
		5-6	5-4	5-4		
		8-9	8-7	8-7		

ACTUATOR OPTIONS

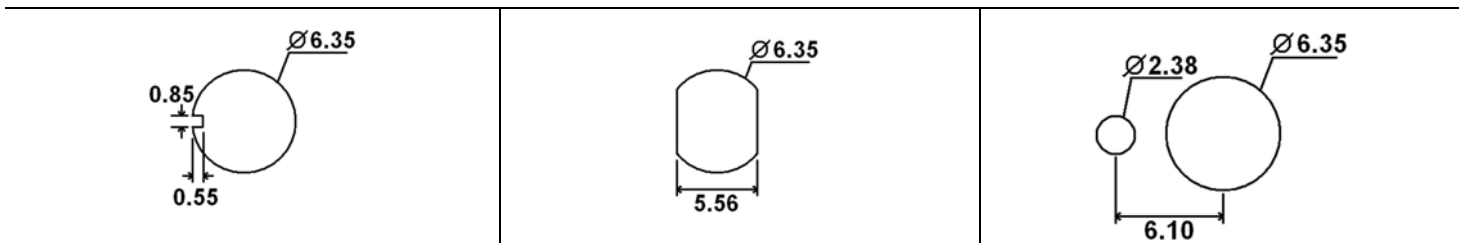
** Actuator lengths shown with N bushing, subtract 2.15mm for E bushing

 <p>T</p>	 <p>S</p>	 <p>P1</p>	 <p>P2</p>
---	---	---	--

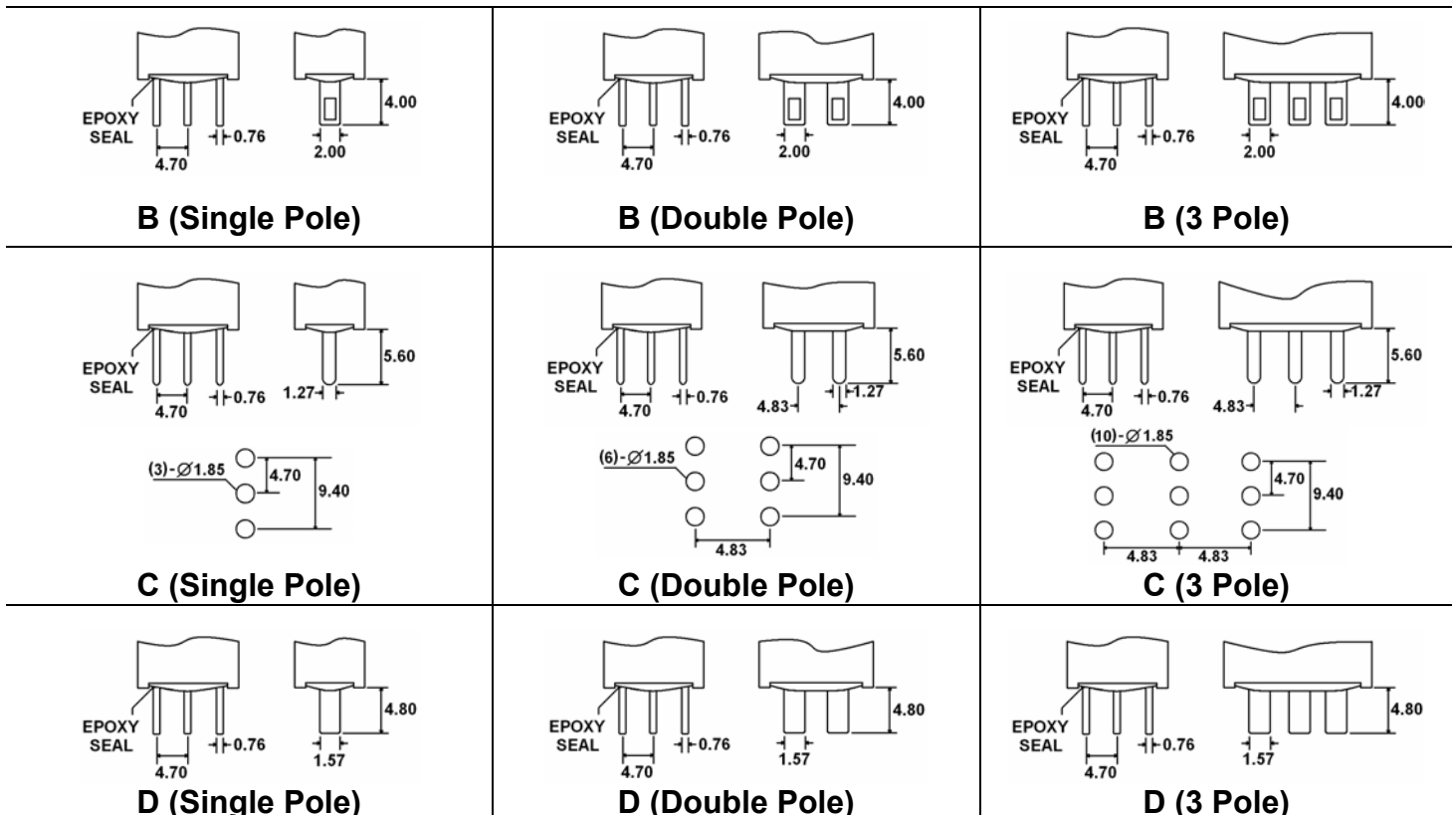
BUSHING OPTIONS



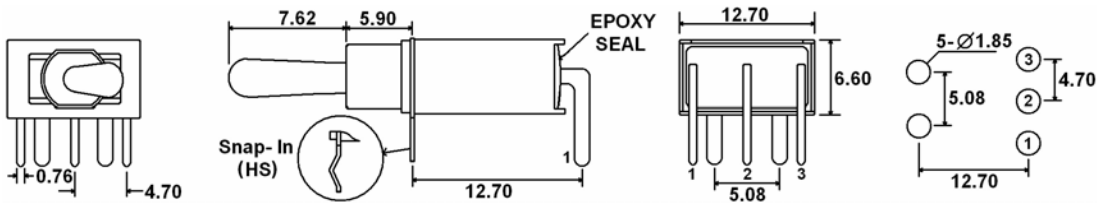
PANEL MOUNTING



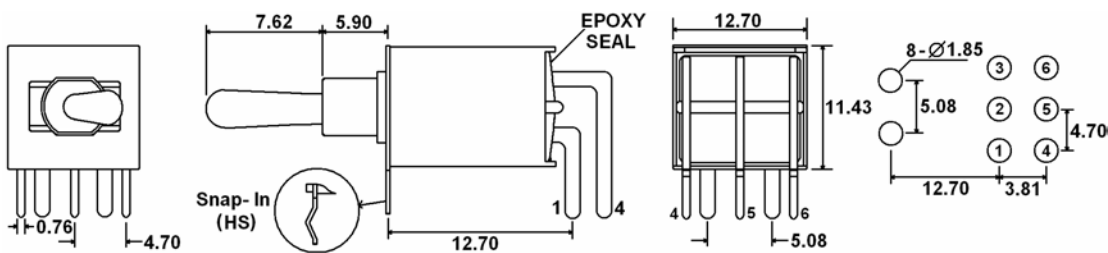
TERMINAL OPTIONS



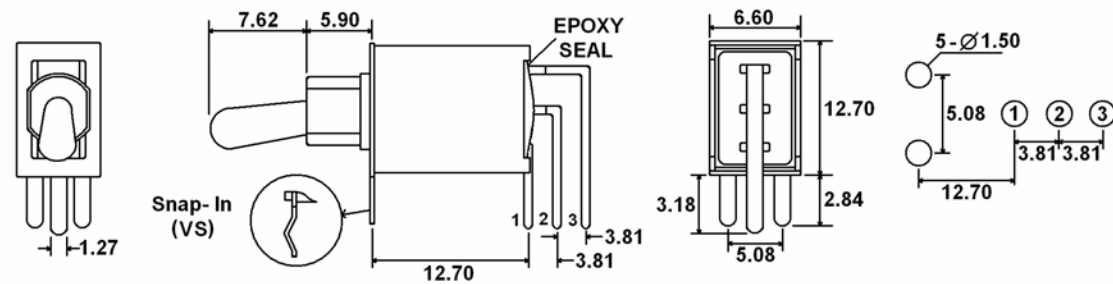
TERMINAL OPTIONS



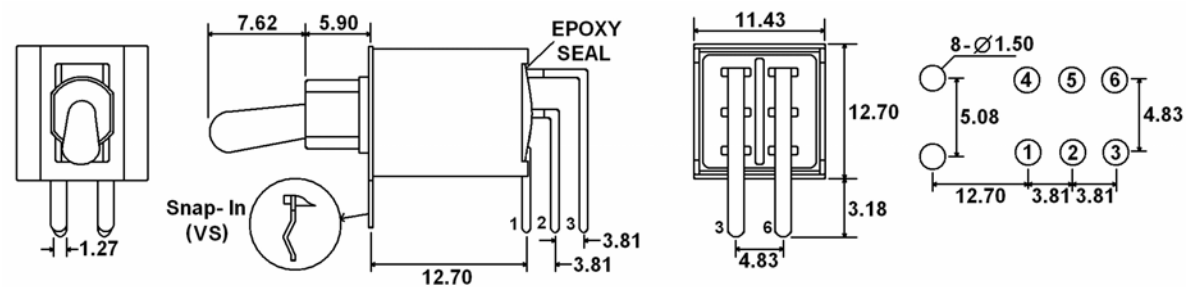
H (HS – Snap-in) = Horizontal Mount, Right Angle PC Pins (Single Pole)



H (HS – Snap-in) = Horizontal Mount, Right Angle PC Pins (Double Pole)

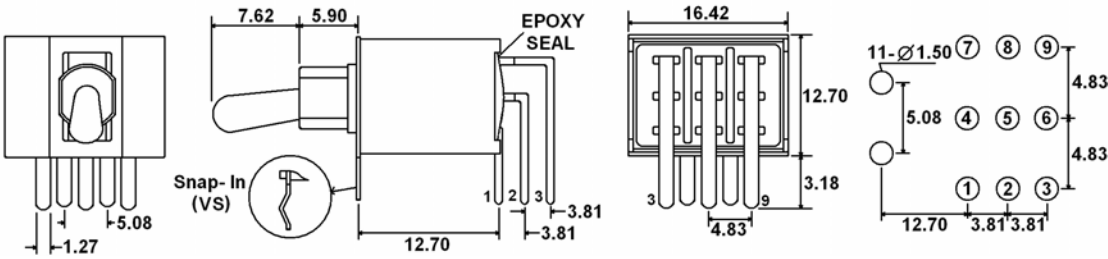


V (VS – Snap-in) = Vertical Mount, Right Angle PC Pins (Single Pole)

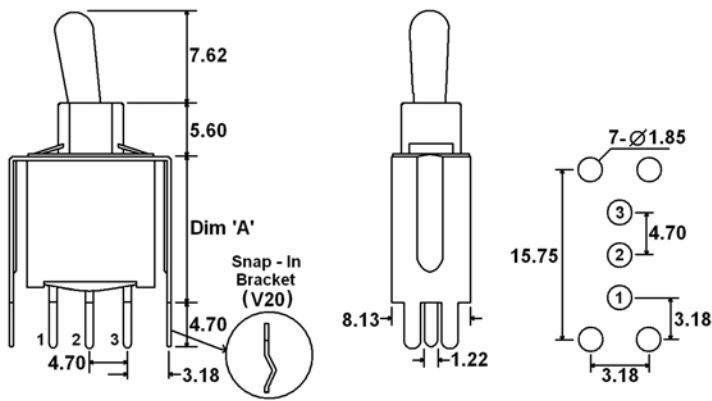


V (VS – Snap-in) = Vertical Mount, Right Angle PC Pins (Double Pole)

TERMINAL OPTIONS

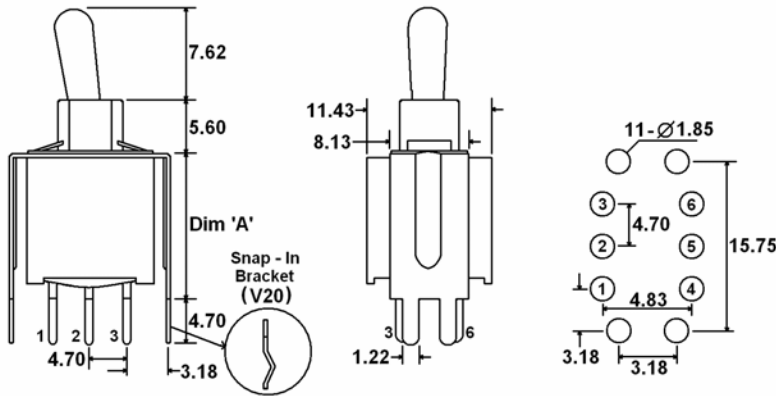


V (VS – Snap-in) = Vertical Mount, Right Angle PC Pins (Three Pole)



Terminal Option	"A" Dimension
S20-V20	11.68
S25-V25	16.00

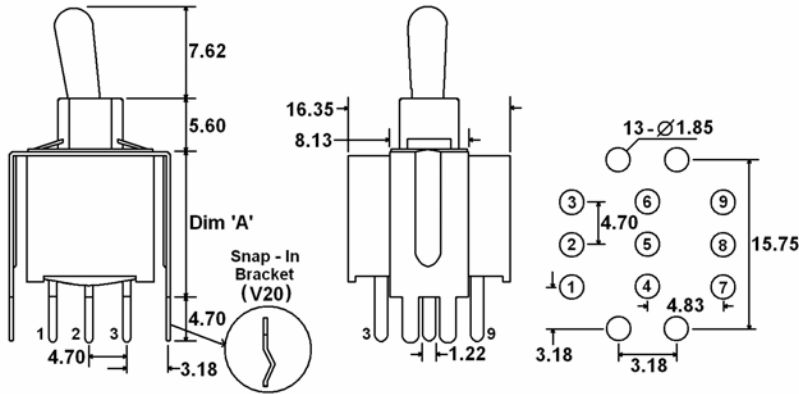
S20/S25 (V20/V25 – Snap-in Bracket) = PC Pins with Support Bracket (Single Pole)



Terminal Option	"A" Dimension
S20-V20	11.68
S25-V25	16.00

S20/S25 (V20/V25 – Snap-in Bracket) = PC Pins with Support Bracket (Double Pole)

TERMINAL OPTIONS



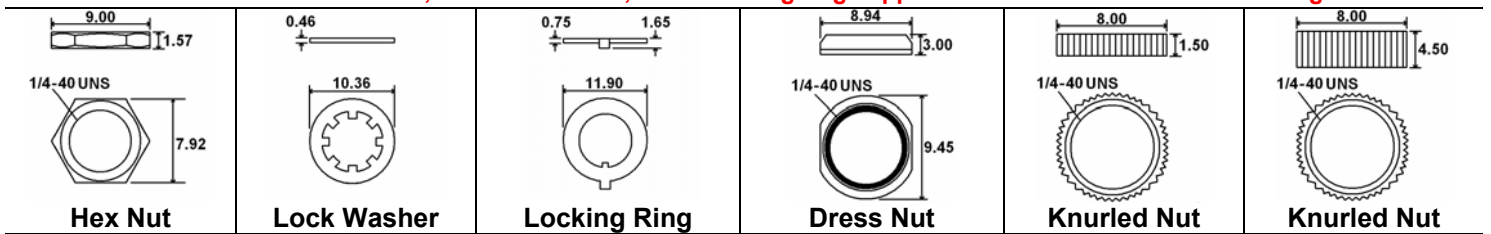
Terminal Option	"A" Dimension
S20-V20	11.68
S25-V25	16.00

S20/S25 (V20/V25 – Snap-in Bracket) = PC Pins with Support Bracket (Three Pole)

CONTACT OPTIONS

Designator	Contact Material	Terminal Material	Electrical Ratings
Q	Silver Plating	Silver Plating	5A @ 120VAC, 28VDC; 2A @ 250VAC
R	Gold over Nickel Plating	Gold over Nickel Plating	.4 VA max @ 20VAC or VDC max
G	Gold over Silver Plating	Gold over Silver Plating	.4 VA max @ 20VAC or VDC max or 5A @ 120VAC, 28VDC; 2A @ 250VAC

HARDWARE ****Two hex nuts, one lock washer, & one locking ring supplied standard with threaded bushings**



****For use with E Bushing**