




Process Meter

For a range of industrial applications

EVALUATION KIT AVAILABLE
Contact us to request yours



Easy to Use. Easy to Read.



0 to +/- 10V / 4-20mA / 10-50mA
User selectable Voltage & Current

0.1% Accuracy

Programmable backlight color to alert user
Warning flash

40 segment curved bar graph display

Combined digital and bar graph display

Programmable scale

WIDE viewing angle

NEW 10 alarm set points

USB port for custom user settings via the free easy-to-use software

Full 4 digit readout for accuracy

user configurable linearization

Less than 53mm deep

2 outputs: Digital (open collector) or Analog (4-20mA)
NEW Digital Output Delays

Custom messages & annunciators

Programmable 4 digit star-burst display

UNDER CURRENT OPTIMAL CURRENT OVER CURRENT

INPUT

Featuring an acclaimed easy-to-read display and a versatile set of inputs, the Process Meter takes the APM into a wide range of new industrial applications.

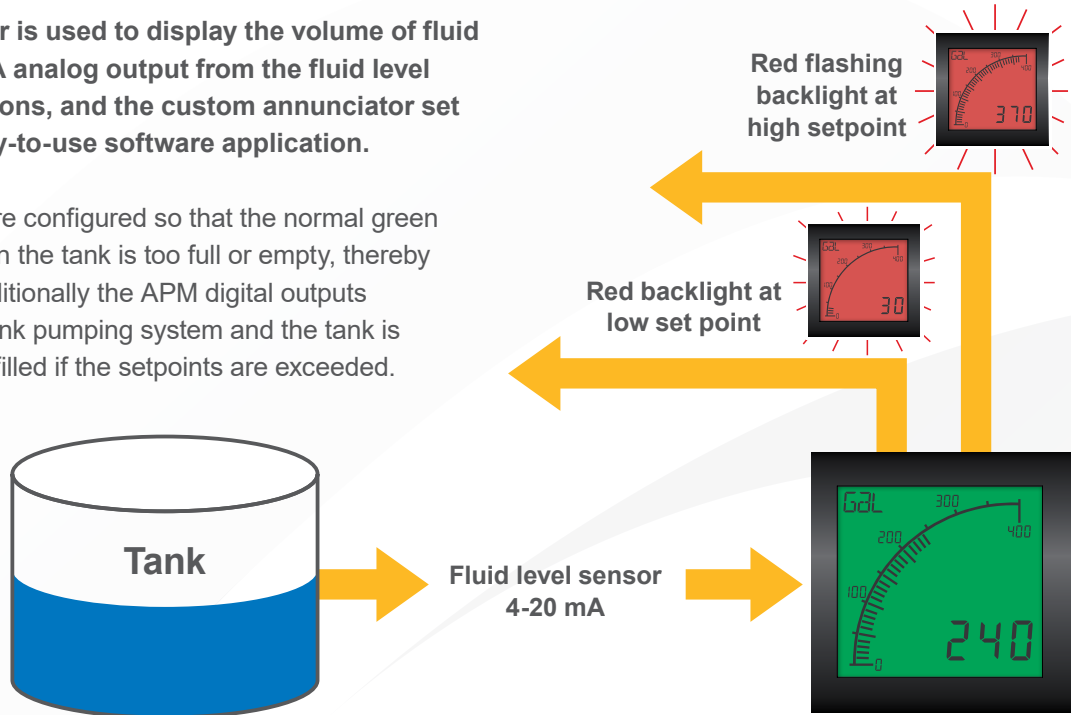
The programmable scale and custom annunciators mean users can tailor the meter to display their critical parameters exactly how they want, while the dynamic backlighting, in conjunction with setpoints, means operators are visually alerted when a parameter is out of range. The two outputs can be used to control other systems in the process, meaning the APM Process Meter is much more than just a display.

Trumeter's innovative technology brings a greater level of accuracy to the APM range through input signal optimization. By using this technology, accuracy of 0.1% or better is now achieved, allowing for more precise measurement, display and control. Non-linear sensors, such as thermocouples and pressure transducers, can also be used thanks to the new APM Configurator application that allows the user to configure upto 20 points in a non-linear conversion table.

Fluid Level Application

The APM Process Meter is used to display the volume of fluid in the tank. The 4-20mA analog output from the fluid level sensor is scaled to gallons, and the custom annunciator set to “Gal”, all via the easy-to-use software application.

High and low setpoints are configured so that the normal green display will flash red when the tank is too full or empty, thereby alerting the operator. Additionally the APM digital outputs are integrated in to the tank pumping system and the tank is automatically drained or filled if the setpoints are exceeded.

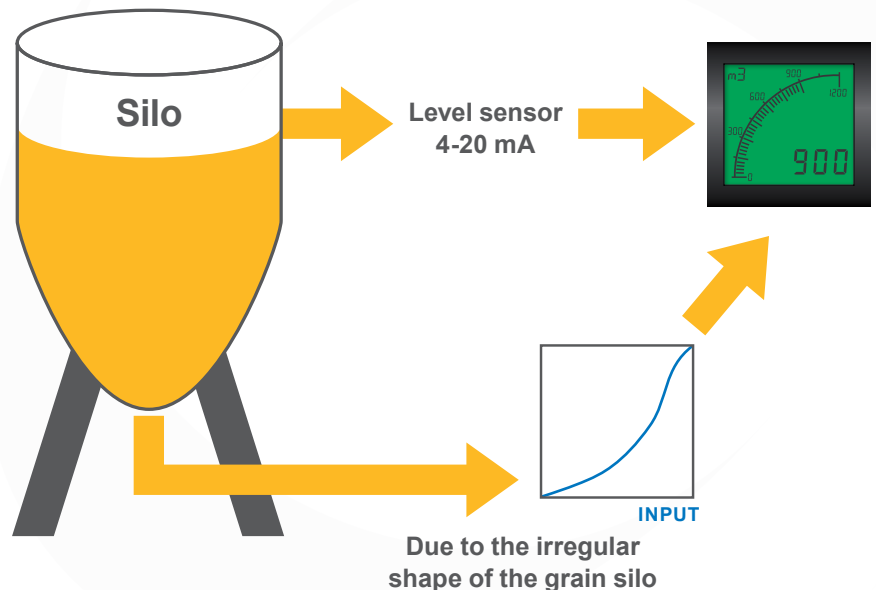


Silo Volume Application

The APM Process Meter is used to display the volume of material in the silo, using the analog output from a level sensor.

The signal from the sensor is scaled to measure cubic meters, and the annunciator customised to m^3 , all via the easy-to-use software. Due to the irregular shape of the silo, the 20-point linearization table is used to correct the non-linear signal from the sensor.

The displayed value accurately shows the volume in the silo. High or low setpoints can be set, and the APM can be integrated into other systems for process control.



Key Features

Large multi-format display that incorporates:

- 40 segment bar graph display
- Large 4-digit display
- Separate Starburst display area for annunciators, custom messages and alarm information
- Dynamic backlight color

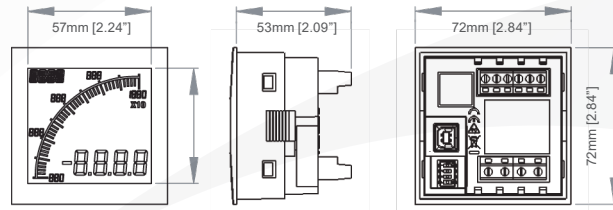
Programmable:

- Scale (offset, gain and linear) and Range (min and max)
- Custom annunciators
- User-selectable backlight color and intensity
- ***NEW*** 20 point non-linearization scaling for non-linear sensors e.g. thermocouples and pressure transducers
- ***NEW*** Configurable digital output delays (control the time output stays open/closed - .5 seconds – 120 seconds)
- Two independent outputs
- 4-20mA analog retransmission output

Visibility:

- User-adjustable backlight brightness and color
- Large display
- Wide viewing angle (horizontal and vertical)
- Custom annunciators

Dimensions:



Panel cutout: 68mm x 68mm [2.68" x 2.68"] as per DIN43700/IEC61554

INPUT	VOLTAGE	CURRENT
Range (DC)	0 to +/-10VDC	0 - 50mA
Impedance	100KΩ	15Ω
Accuracy	0.1% of input or 5mV whichever is greater	0.01% of input or 5uA whichever is greater

ENVIRONMENTAL

Temperature - operating	-10 to +60°C
Temperature - storage	-40 to +70°C
IP rating (from the front)	NEMA 4 & 12 with IP65

POWER SUPPLY

Nominal Input (AC or DC)	12-24 VAC/VDC
Max Power	1.6W

DISPLAY

Number of digits	4
Digit height	12mm [0.47"]
Number of message characters	4
Message character height	6mm [0.236"]
Backlight colors	Red, Green, White
LCD display	Positive or Negative

OUTPUTS

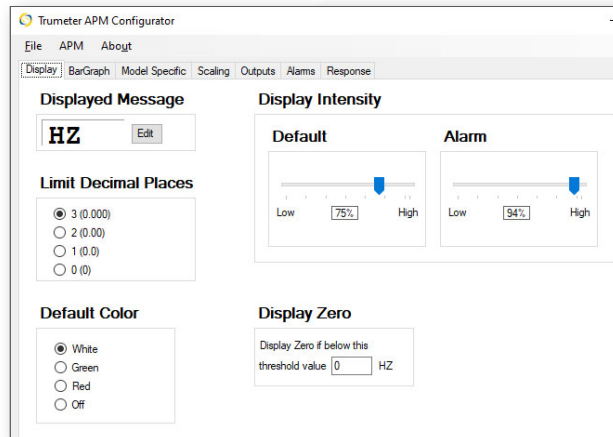
Max voltage	34V
Max current	500mA
Analog output	4-20mA

CERTIFICATION

UL and cUL, CE, UKCA

Easy To Use Software

Just plug into any USB port on your PC, run the freely available APM Configurator application and you're off. No drivers required.



Part Numbers:

Part	Description
APM-PROC-APO	APM PROCESS METER, POSITIVE LCD WITH OUTPUTS
APM-PROC-ANO	APM PROCESS METER, NEGATIVE LCD WITH OUTPUTS
022128-01	USB Cable
022150-01	APM Evaluation Kit

By Request: Modbus connectivity

APM-PROC-APS	APM RATE METER, POSITIVE LCD WITH MODBUS
APM-PROC-ANS	APM RATE METER, NEGATIVE LCD WITH MODBUS



Trumeter (The Americas)
 6601 Lyons Rd, Suite H-7
 Coconut Creek, Florida
 FL 33073,
 USA
 Tel: +1 954 725 6699
 Email: sales.usa@trumeter.com

Trumeter (Europe)
 Pilot Mill
 Alfred Street
 Bury,
 BL9 9JR
 Tel: +44 161 674 0960
 Email: sales.uk@trumeter.com

Asia Pacific Distributor
 Innovative Design Technologies Sdn. Bhd
 Lot 5881, Lorong Iks Bukit Minyak 1
 Taman Perindustrian Iks, 14000 Bukit Tengah
 Penang, Malaysia
 Web: www.idtworld.com
 Tel: + 604 5015700
 Email: info@idtworld.com