

General Purpose RFI Filters for High Impedance/Low Current



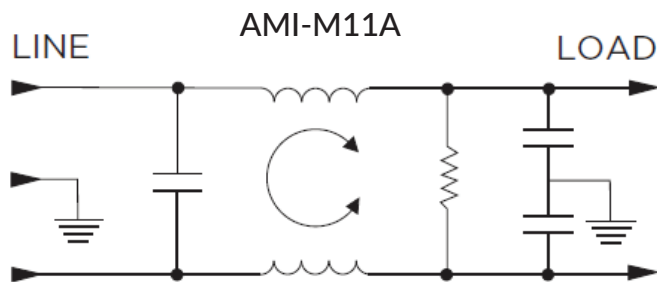
AMI-11A Series

Metal Enclosure Single Phase Single Stage Filters

AMI Designation	Input/output Style			Current Rating	Inductance	Capacitance		Resistor	Leakage Current @ 120 VAC 60Hz/250 VAC 50 Hz	TIL Insertion Loss	Case Style
						Cx	Cy				
Available Part Numbers	6.3mm Spade Terminals	Wire Leads	Threaded Bolts	A	mH	nF	pF	KΩ	mA		
						AMI-M11A-1-1-D	1				
AMI-M11A-3-1-D	-	3	-	1	1.86	9	5500	1500	0.4/0.7	004	B
AMI-M11A-1-2-D	1	-	-	2	0.539	9	5500	1500	0.4/0.7	005	A
AMI-M11A-3-2-D	-	3	-	2	0.539	9	5500	1500	0.4/0.7	005	B
AMI-M11A-1-3-D	1	-	-	3	1.76	9	5500	1500	0.4/0.7	006	A
AMI-M11A-3-3-D	-	3	-	3	1.76	9	5500	1500	0.4/0.7	006	B
AMI-M11A-1-5-D	1	-	-	5	0.516	9	5500	1500	0.4/0.7	006	A
AMI-M11A-3-5-D	-	3	-	5	0.516	9	5500	1500	0.4/0.7	006	B
AMI-M11A-1-10-D	1	-	-	10	0.495	9	5500	1500	0.4/0.7	007	A
AMI-M11A-3-10-D	-	3	-	10	0.495	9	5500	1500	0.4/0.7	007	B
AMI-M11A-6-10-D	-	-	6	10	0.495	9	5500	1500	0.4/0.7	007	C
AMI-M11A-1-20-D	1	-	-	20	0.44	9	5500	1500	0.4/0.7	008	A
AMI-M11A-6-20-D	-	-	6	20	0.44	9	5500	1500	0.4/0.7	008	C
AMI-M11A-6-30-D	-	-	6	30	0.69	9	5500	1500	0.4/0.7	009	D
AMI-M11A-1-1-B	1	-	-	1	1.86	9	2800	1500	0.21/0.36	001	A
AMI-M11A-1-3-B	1	-	-	3	1.76	9	2800	1500	0.21/0.36	001	A
AMI-M11A-1-2-B	1	-	-	2	0.539	9	2800	1500	0.21/0.36	002	A
AMI-M11A-3-2-B	-	3	-	2	0.539	9	2800	1500	0.21/0.36	002	B

AMI Designation	Input/output Style			Current Rating	Inductance	Capacitance		Resistor	Leakage Current @ 120 VAC 60Hz/250 VAC 50 Hz	TIL Insertion Loss	Case Style
						Cx nF	Cy pF				
Available Part Numbers	6.3mm Spade Terminals	Wire Leads	Threaded Bolts	A	mH			KΩ	mA		
AMI-M11A-3-1-B	1	-	-	3	1.86	9	2800	1500	0.21/0.36	001	B
AMI-M11A-3-3-B	-	3	-	3	1.76	9	2800	1500	0.21/0.36	001	B
AMI-M11A-1-5-B	1	-	-	5	0.5	9	2800	1500	0.21/0.36	002	A
AMI-M11A-3-5-B	-	3	-	5	0.5	9	2800	1500	0.21/0.36	002	B
AMI-M11A-1-10-B	1	-	-	10	0.495	9	2800	1500	0.21/0.36	002	A
AMI-M11A-3-10-B	-	3	-	10	0.495	9	2800	1500	0.21/0.36	002	B
AMI-M11A-1-20-B	1	-	-	20	0.44	9	2800	1500	0.21/0.36	003	A

Electrical Schematic



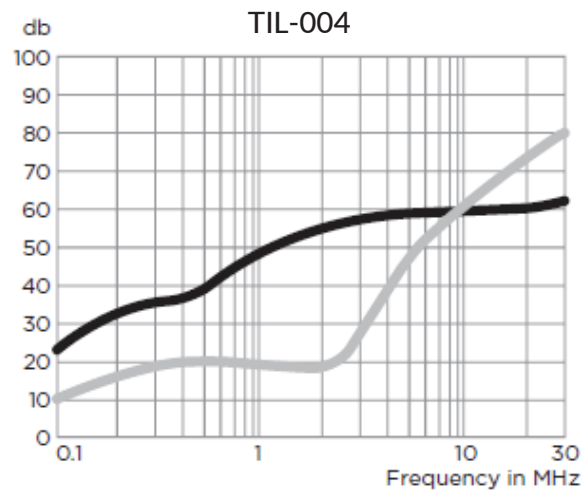
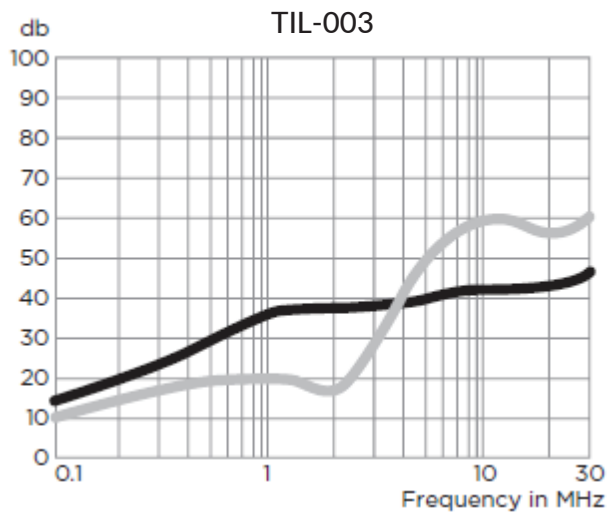
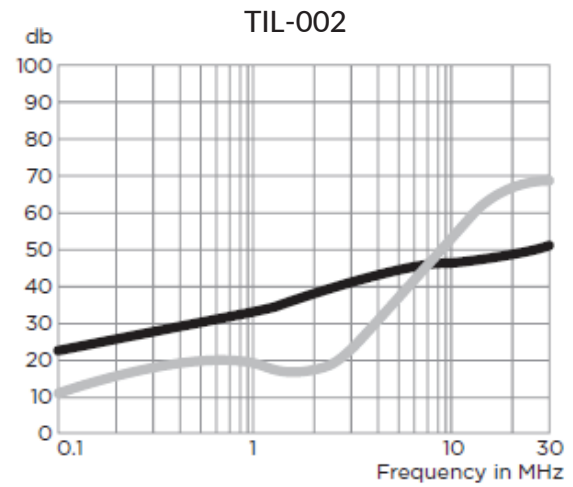
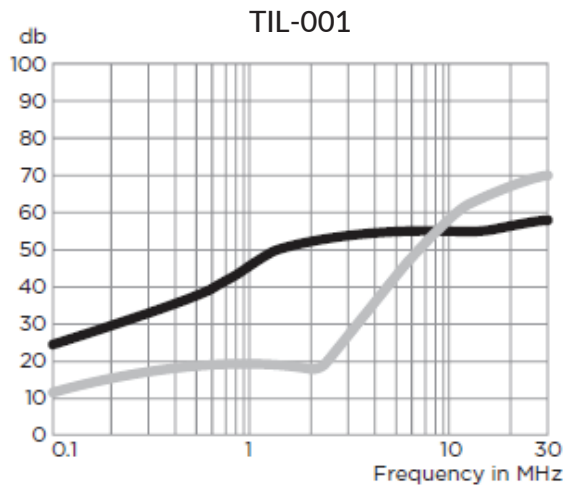
Specifications:

- Rated Voltage (max): 250 VAC
- Operating Frequency: 50/60 Hz
- Operating Current: 1 to 30 A
- Hi-pot Rating (one minute): Line to Ground: 2250 VDC
Line to Line: 1450 VDC
- Operating Ambient Temperature Range (at rated current I_r): -10°C to +40°C. In an ambient temperature (T_a) higher than +40°C the maximum operating current (I_o) is calculated as follows: $I_o = I_r \sqrt{[(85-T_a)/45]}$

General Purpose RFI Filters for High Impedance/Low Current

Performance Data Typical Insertion Loss

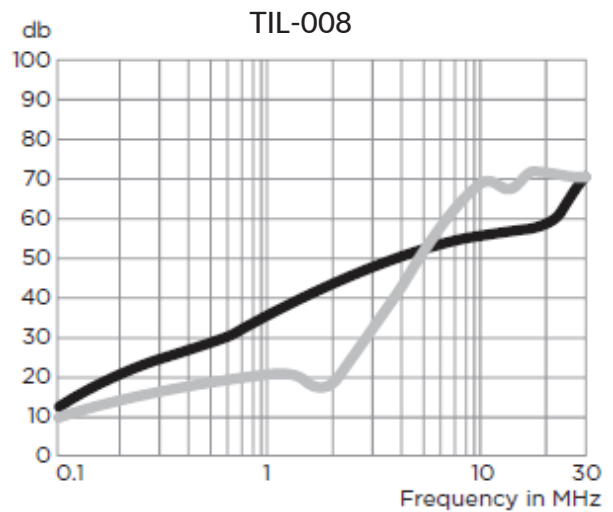
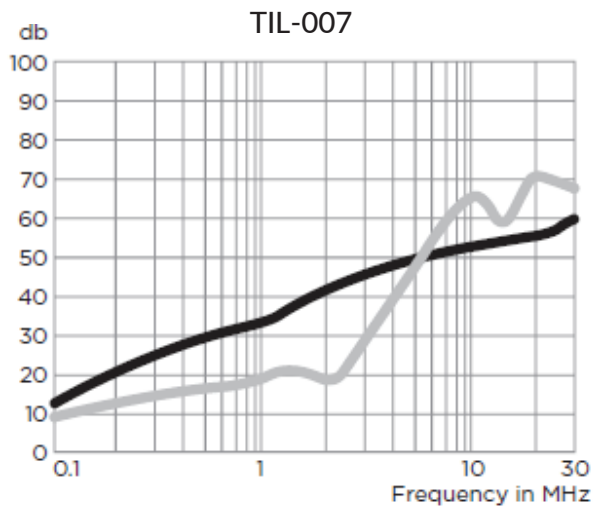
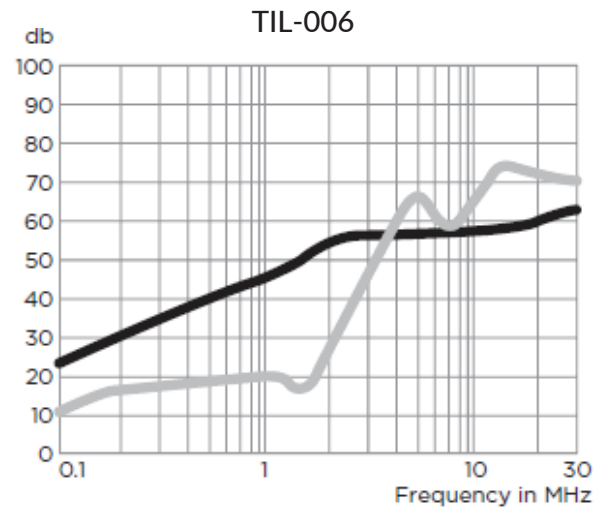
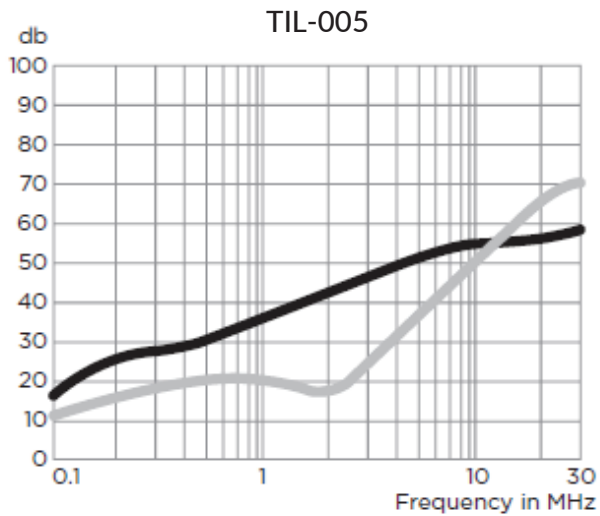
Measured in closed 50 Ohm system



General Purpose RFI Filters for High Impedance/Low Current

Performance Data Typical Insertion Loss

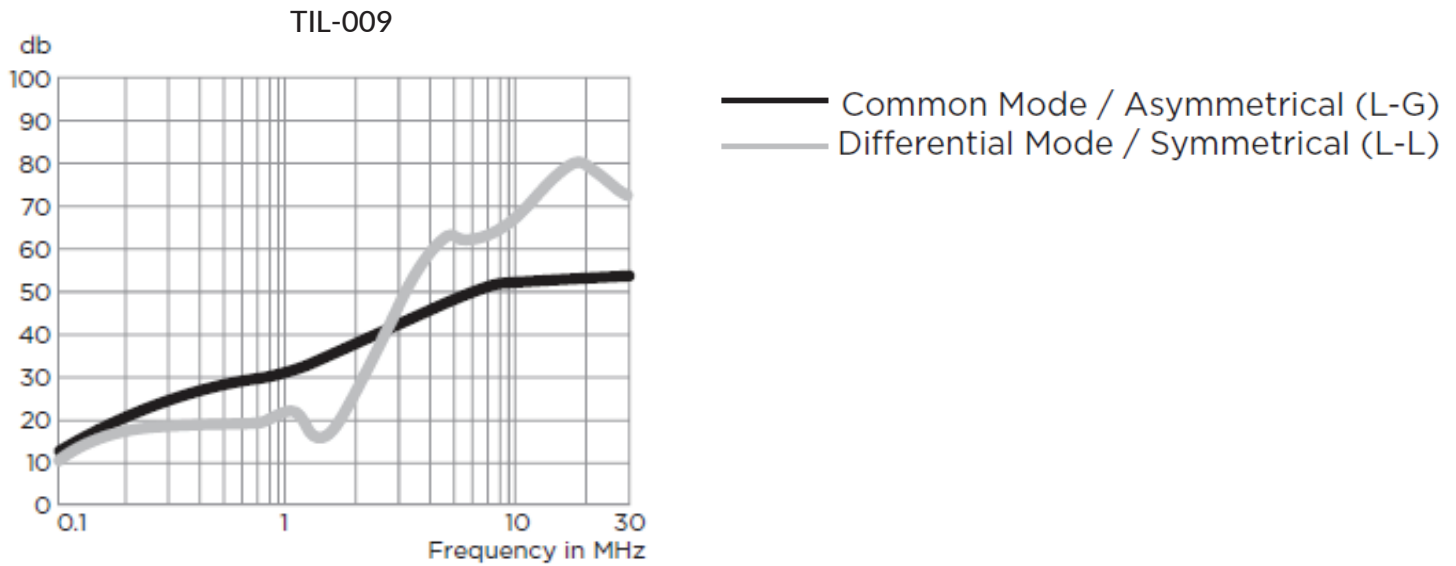
Measured in closed 50 Ohm system



General Purpose RFI Filters for High Impedance/Low Current

Performance Data Typical Insertion Loss

Measured in closed 50 Ohm system



Minimum Insertion Loss

Measured in closed 50 Ohm system

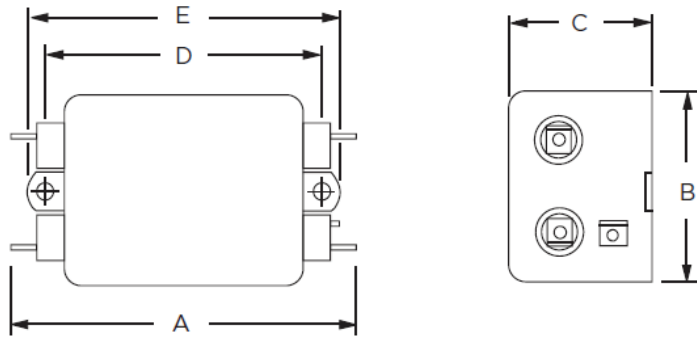
Common Mode/Asymmetrical (Line to Ground)

Current Rating	Frequency-MHz					
	.15	.5	1	5	10	30
<i>AMI-M11A-X-X-D Models</i>						
1A, 3A	15	30	38	50	50	50
2A, 5A, 10A, 20A, 30A	7	20	25	40	45	48
<i>AMI-M11A-X-X-B Models</i>						
1A, 3A	15	29	35	45	45	48
2A, 5A, 10A, 20A	7	19	23	34	37	42

General Purpose RFI Filters for High Impedance/Low Current

Case Styles

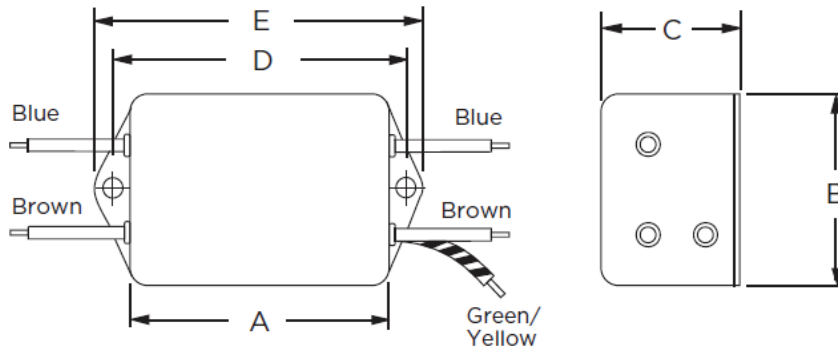
STYLE A



Typical Dimensions:

Line/Load Terminals (4): .250 [6.3] with .07 [1.8] Dia. hole
Ground Terminal (1): .250 [6.3] with .07 x .16 [1.8 x 3.8] slot
Mounting Holes (2): .188 [4.75] Dia.

STYLE B



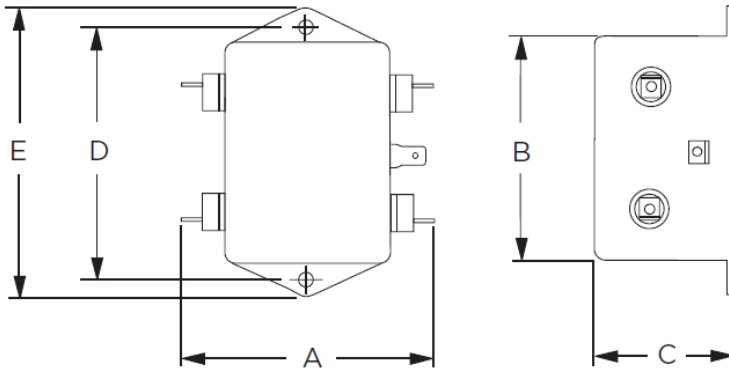
Typical Dimensions:

Wire leads (5): 4.0 [101.6] Min., AWG18 (AWG16 for 10A)
Mounting Holes (2): .188 [4.75] Dia.

General Purpose RFI Filters for High Impedance/Low Current

Case Styles

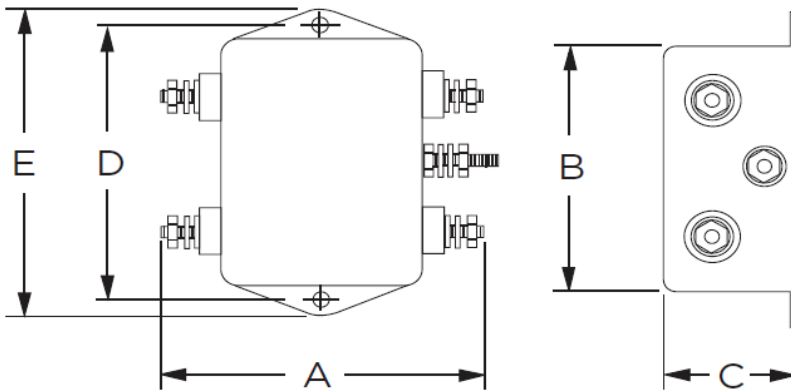
STYLE C



Typical Dimensions:

Line/Load Terminals (4):	.250 [6.3] with .07 [1.8] Dia. hole
Ground Terminal (1):	.250 [6.3] with .07 x .16 [1.8 x 3.8] slot
Mounting Holes (4):	.188 [4.75] Dia.

STYLE D



Typical Dimensions:

Terminals (5):	8-32, Torque 18 lbf-in. [2.03 N-m] max. ± 2 [22]
Mounting Holes (2):	.188 [4.75] Dia.

General Purpose RFI Filters for High Impedance/Low Current

Mechanical Dimensions:

Model Number	A max	B max	C max	D $\begin{smallmatrix} \pm .015 \\ \pm .38 \end{smallmatrix}$	E max
AMI-M11A-1-1/2	2.25"/57.2mm	1.82"/46.2mm	0.66"/16.8mm	2.125"/53.98mm	2.53"/64.3mm
AMI-M11A-3-1/2	0.96"/24.4mm	1.82"/46.2mm	0.66"/16.8mm	2.125"/53.98mm	2.53"/64.3mm
AMI-M11A-1-3/5	2.61"/66.3mm	1.82"/46.2mm	0.78"/19.8mm	2.125"/53.98mm	2.53"/64.3mm
AMI-M11A-3-3/5	1.32"/33.5mm	1.82"/46.2mm	0.78"/19.8mm	2.125"/53.98mm	2.53"/64.3mm
AMI-M11A-1-10	2.61"/66.3mm	1.82"/46.2mm	1.16"/29.5mm	2.125"/53.98mm	2.53"/64.3mm
AMI-M11A-3-10	1.32"/33.5mm	1.82"/46.2mm	1.16"/29.5mm	2.125"/53.98mm	2.53"/64.3mm
AMI-M11A-6-10	2.72"/69.1mm	1.82"/46.2mm	1.16"/29.5mm	2.125"/53.98mm	2.53"/64.3mm
AMI-M11A-1-20	3.36"/85.3mm	2.07"/52.6mm	1.16"/29.5mm	2.375"/60.33mm	2.81"/71.4mm
AMI-M11A-6-20	3.46"/87.9mm	2.07"/52.6mm	1.16"/29.5mm	2.375"/60.33mm	2.81"/71.4mm
AMI-M11A-6-30	5.34"/135.6mm	3.38"/85.9mm	1.53"/38.9mm	3.75"/95.3mm	4.20"/106.7mm