

1

2

3

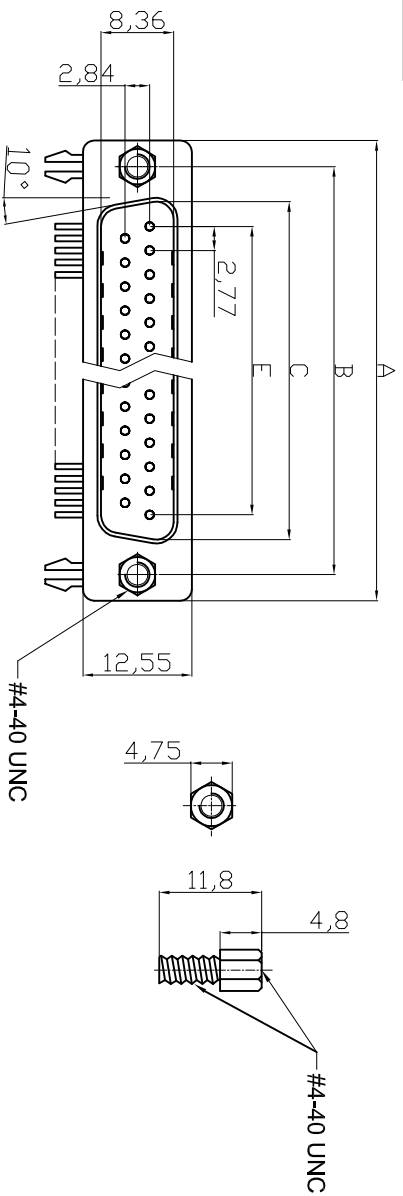
4

5

6

7

Male



NOTES:

MATERIAL

- 1. Insulator Material: Glass-Filled Thermoplastic PBT, UL 94V-0-Black
- 2. Contact Material : Brass
- 3. Contact plating : Gold flash full gold
- 4. Shell : Steel, 100u" Tin over 50u" min copper
- 5. Clinch Nut : Copper alloy, Nickel plated
- 6. Boardlock : Brass, Tin plated
- 7. Screwlock: Steel, Nickel plated

ELECTRICAL

- 1. Current Rating : 3AMP
- 2. Voltage Rating : 250V AC/rms 60Hz
- 3. Contact Resistance: 20mΩ max at 1 AMP DC
- 4. Insulation Resistance : 1000MΩ at 500 V DC
- 5. Withstand Voltage : 1000V AC/rms 60Hz for 1 minute
- 6. Operating Temperature: -55°C--105°C
UL No. E149426

Order Code:

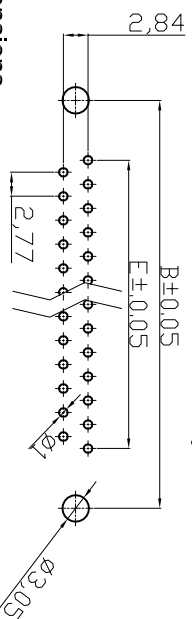
A-Dx xx A/K-G-xx

* on request

Contact style:
 F - Female
 S - Male
 No. of Contacts
 09 / 15 / 25 / 37

Version
 T2 - with locking bolts UNC (Gold flash full gold)
 T2S - with locking bolts UNC (Gold flash selective gold)
 T4 - without locking bolts *(Gold flash full gold)
 T4S - without locking bolts *(Gold flash selective gold)
 Standard: Quality class III

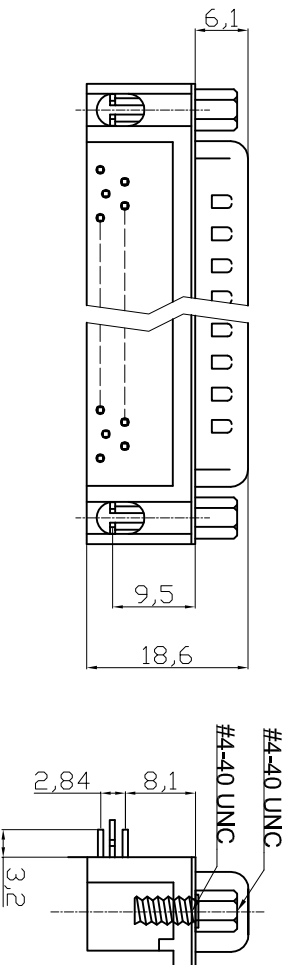
Recommended PCB Layout



Dimensions

Positions	A	B	C	E
09	30.81	24.99	16.92	11.08
15	39.20	33.30	25.25	19.39
25	53.05	47.04	38.96	33.24
37	69.40	63.50	55.42	49.86

7.2mm Footprint



RoHS compliant
Unit: mm

Scale	Free											
TOLERANCE												
X.	±0.38				Drawn	15.08.2012	Lucas					
X.X	±0.25				Approved	05.06.2014	Winnie					
X.XX	±0.13	Ⓢ	Update the operating temperature	05.06.2013	Winnie							
DIM	TOL	Ⓢ	Update	24.10.2012	Winnie							
X.°	±3°	Ⓢ	Drawn	15.08.2012	Lucas							
X.X°	±1.0°	Ⓢ										
Angle	TOL		Modification									

Customer-No.

ASSMANN WSW-No.

A-Dx xx A/K-G-T2/T2S/T4/T4S

Drawing-No.

ASS 4888 CO rev02

Replace

Sheet 1/2

1

2

3

4

5

6

7

H

G

H

1

2

3

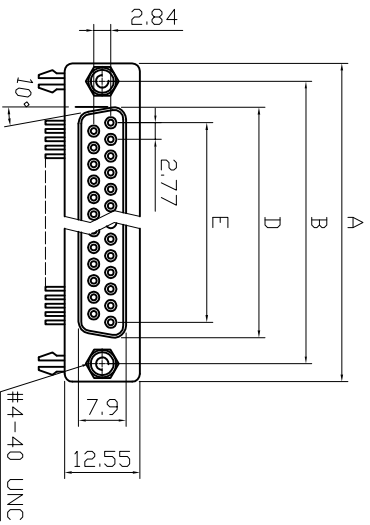
4

5

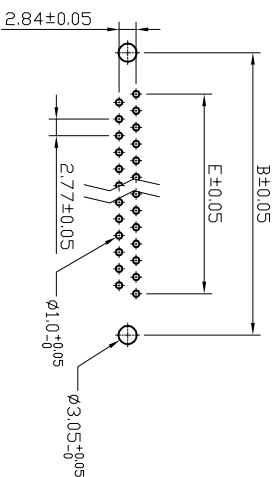
6

7

Female



RECOMMENDED PCB LAYOUT

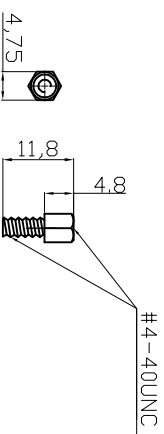
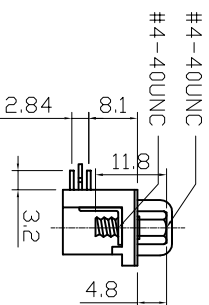
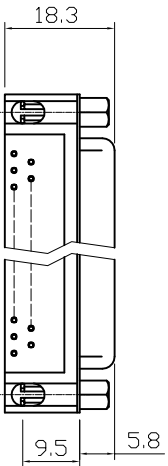


Product Specification

Material
 Insulator : Glass-Filled thermoplastic PBT UL 94V-0 Black
 Contact : Copper alloy
 Contact Plating : Gold flash full gold

Shell : Steel, 100u" Tin over 50u" min copper
Boardlock : Brass, Tin Plated
Screwlock : Steel, Nickel Plated

Electrical
 Contact Resistance : 20 milliohms. Max at 1 AMP DC.
 Insulation Resistance : 1000 megohms at 500 VDC
 Dielectric Withstanding Voltage : 1000 VAC/rms 60Hz for 1 minute
 Current Rating : 3AMP
 Voltage Rating : 250 VAC/rms 60Hz
 Ⓢ OPERATING TEMPERATURE:-55°C+105°C
 UL No. E149426



#4-40 unc screwlock installed

Dimensions

Positions	A	B	D	E
9	30.81	24.99	16.33	11.08
15	39.20	33.30	24.70	19.39
25	53.05	47.04	38.40	33.24
37	69.40	63.50	54.80	49.86

7.2mm Footprint

RoHS compliant

Unit: mm

Scale	Free				
TOLERANCE					
X.	±0.38			Drawn	15.08.2012
X.X	±0.25			Approved	05.06.2014
X.XX	±0.13	Ⓢ	Update the operating temperature	Winnie	
DIM	TOL	Ⓢ	Update	Winnie	24.10.2012
X.°	±3°			Lucas	15.08.2012
X.X°	±1.0°	Ⓢ	Drawn	Lucas	
Angle	TOL	Id.	Modification	Date	Name

Customer-No.

ASSMANN WSW-No.
A-Dx xx A/KG-T2/T2S/T4/T4S

Drawing-No.

ASS 4888 CO

rev02

Replace

Sheet 2/2

1

2

3

4

5

6

7

H

G

E

D

C

B

A

