


DIP Switch A6SN



Knife-edge high pressure mechanics.

- Knife-edge high pressure mechanics ensures high reliability.
- Knife-edge high pressure mechanics enables washing without seal tape.
- Embossed taping models available for automatic mounting.
- Temperature-resistance resin allows at peak reflow temperature of 260 °C.
- RoHS Compliant



NEW

Ordering Information

No. of poles	Quantity per tube	Tube packaging		Quantity per reel	Embossed taping packaging	
		Flat actuator	Raised actuator		Short lever	Long lever
1	100			Flat actuator: 750 Raised actuator: 700	---	---
2	60	A6SN-1101	A6SN-1104		A6SN-2101-P	A6SN-2104-P
3	45	A6SN-2101	A6SN-2104		A6SN-3101-P	A6SN-3104-P
4	35	A6SN-3101	A6SN-3104		A6SN-4101-P	A6SN-4104-P
5	30	A6SN-4101	A6SN-4104		A6SN-5101-P	A6SN-5104-P
6	25	A6SN-5101	A6SN-5104		A6SN-6101-P	A6SN-6104-P
7	20	A6SN-6101	A6SN-6104		A6SN-7101-P	A6SN-7104-P
8	20	A6SN-7101	A6SN-7104		A6SN-8101-P	A6SN-8104-P
9	15	A6SN-8101	A6SN-8104		A6SN-9101-P	A6SN-9104-P
10	15	A6SN-9101	A6SN-9104		A6SN-0101-P	A6SN-0104-P

- Note:** 1. Order in multiples of the quantities given for each package.
2. Seal tape versions available for flat actuator models. Consult Omron.

Specifications

Characteristics

Switching capacity		25 mA at 24 VDC
Minimum permissible load		10 μA at 3.5 VDC
Contact resistance		200 mΩ max.
Insulation resistance		100 MΩ min. (at 100 VDC)
Dielectric strength		300 VAC for 1 min between terminals
Operating force		100 to 806 gf (0.98 to 7.9 N)
Vibration resistance	Malfunction Durability	10 to 55 Hz, 1.5-mm double amplitude
Shock resistance	Malfunction Durability	490 m/s ² min. (approx. 49.9G min.)
Service life	Electrical	1,000 operations min.
Ambient operating temperature		-30 to 85°C at 60% RH max. (with no icing or condensation)
Ambient operating humidity		35% to 95% (at 5 to 35°C)
Weight		0.3 g (2 poles), 0.55 g (4 poles), 0.8 g (6 poles), 1.05 g (8 poles), 1.3 g (10 poles)

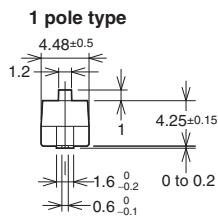
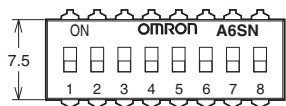
Note: Data shown are of initial value

Dimensions

Note: 1. All units are in millimeters unless otherwise indicated.
 2. Unless otherwise specified, a tolerance of ± 0.4 mm applies to all dimensions.

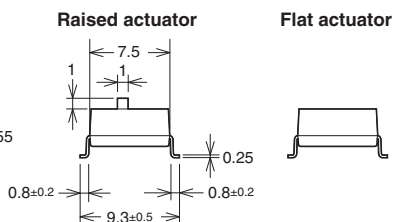
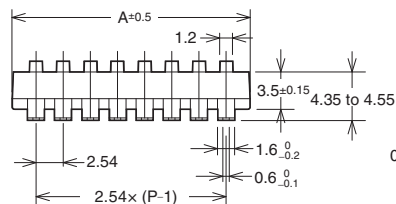
Flat actuator

A6SN-□101

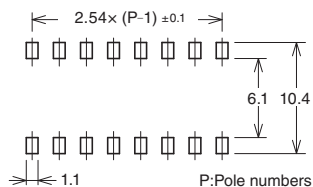


Raised actuator

A6SN-□104



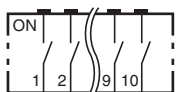
Dimensions of PCB pad (Top View)



No. of poles	Models		A
	Flat actuator	Raised actuator	
1	A6SN-1101	A6SN-1104	4.48
2	A6SN-2101	A6SN-2104	7.0
3	A6SN-3101	A6SN-3104	9.6
4	A6SN-4101	A6SN-4104	12.1
5	A6SN-5101	A6SN-5104	14.6
6	A6SN-6101	A6SN-6104	17.2
7	A6SN-7101	A6SN-7104	19.7
8	A6SN-8101	A6SN-8104	22.3
9	A6SN-9101	A6SN-9104	24.8
10	A6SN-0101	A6SN-0104	27.3

Internal Connections

(Top View)

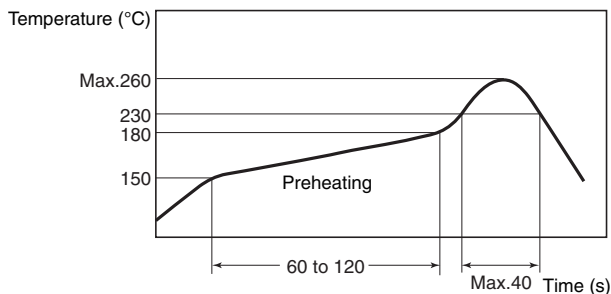


Precautions

Correct Use

Soldering

- Set the Switch to OFF before soldering.
- Observe the following conditions for reflow soldering.
(Measurement location: Top of Switch)



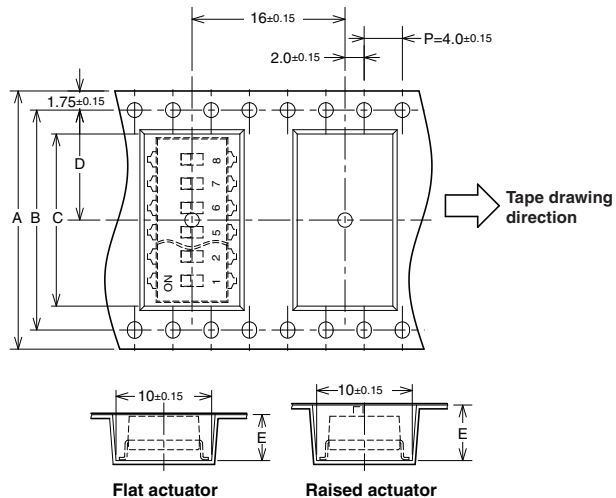
- Subject the switches to a reflow solder process only once.
- Manual Soldering
Soldering temperature : 400 °C max. at the tip of the soldering iron.
Soldering time : 4 s max.

Washing

Apply alcohol-based solvents to clean.

Do not apply water or any other agents to clean, as such agents may degrade the materials or performance of the Switch.

Packing Specifications



No. of poles	2	3	4	5	6	7	8	9	10
Dimension									
A	24	24	24	24	32	32	44	44	44
B	---	---	---	---	28.4	28.4	40.4	40.4	40.4
C	7.9	10.4	12.9	15.4	18.0	20.5	22.7	25.5	28.1
D	11.5	11.5	11.5	11.5	14.2	14.2	20.2	20.2	20.2
E	Flat	4.8							
	Raised	5.8							

Environment for Storage and Use

To prevent discoloration of the terminals and other problems during storage, do not store the A6SN in locations subject to the following conditions.

- High temperatures or humidity/Corrosive gases
- Direct sunlight/Contact with water

All sales are subject to Omron Electronic Components LLC standard terms and conditions of sale, which can be found at http://www.components.omron.com/components/web/webfiles.nsf/sales_terms.html

ALL DIMENSIONS SHOWN ARE IN MILLIMETERS.
To convert millimeters into inches, multiply by 0.03937. To convert grams into ounces, multiply by 0.03527.

OMRON[®]
**OMRON ELECTRONIC
COMPONENTS LLC**
55 E. Commerce Drive, Suite B
Schaumburg, IL 60173
847-882-2288

OMRON ON-LINE
Global - <http://www.omron.com>
USA - <http://www.components.omron.com>

Cat. No.A193-E-01

12/10

Specifications subject to change without notice

Printed in USA