



RoHS Compliant

## Features

- Low coil power consumption
- Small size and light weight
- Switching current up to 35A
- Suitable for household appliances, automotive applications
- 1A & 1C contact configurations available

## Contact Data

Contact Arrangement	1A = SPST N.O. 1C = SPDT	Contact Resistance	< 50 milliohms initial
Contact Rating	1A : 35A @ 14VDC 1C : 35A @ 14VDC N.O. : 25A @ 14VDC N.C.	Contact Material	AgSnO <sub>2</sub>
		Maximum Switching Power	560W
		Maximum Switching Voltage	75VDC
		Maximum Switching Current	35A

## Coil Data

Coil Voltage VDC		Coil Resistance Ω +/- 10%		Pick Up Voltage VDC (max)	Release Voltage VDC (min)	Coil Power W	Operate Time ms	Release Time ms
Rated	Max	.9W	1.3W	70% of rated voltage	10% of rated voltage			
6	7.8	40	27	4.20	.6	.90 or 1.30	5	2
12	15.6	160	109	8.40	1.2			
24	31.2	640	436	16.80	2.4			

## General Data

Electrical Life @ rated load	100K cycles, typical
Mechanical Life	10M cycles, typical
Insulation Resistance	100M Ω min. @ 500VDC
Dielectric Strength, Coil to Contact Contact to Contact	500V rms min. @ sea level 500V rms min. @ sea level
Shock Resistance	100m/s <sup>2</sup> for 11 ms
Vibration Resistance	1.27mm double amplitude 10~40Hz
Terminal (Copper Alloy) Strength	10N
Operating Temperature	-40°C to +85°C
Storage Temperature	-40°C to +155°C
Solderability	260°C for 5 s
Weight	21g

### Caution

1. The use of any coil voltage less than the rated coil voltage may compromise the operation of the relay.

Specifications and availability subject to change without notice.

Dimensions shown in mm. Dimensions are shown for reference purposes only.

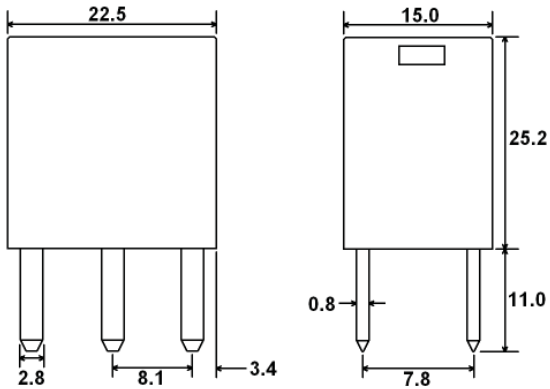
# A6

## Ordering Information

1. Series	A6	1C	S	12VDC	.9
2. Contact Arrangement					
1A = SPST N.O.					
1C = SPDT					
3. Sealing Option					
S = Sealed					
C = Dust Cover					
4. Coil Voltage					
6VDC					
12VDC					
24VDC					
5. Coil Power					
.9 = .9W					
1.3 = 1.3W					
6. Coil Suppression					
Blank = Standard					
D = Diode (1N4005) Cathode on "86" terminal					
R = Resistor					
* Consult factory if other values are needed					

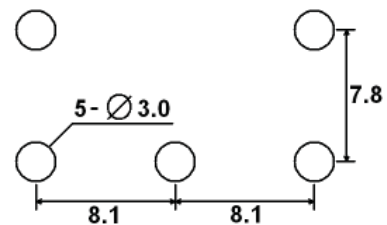
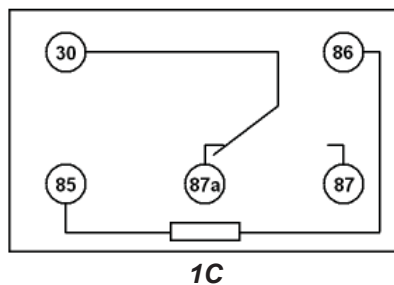
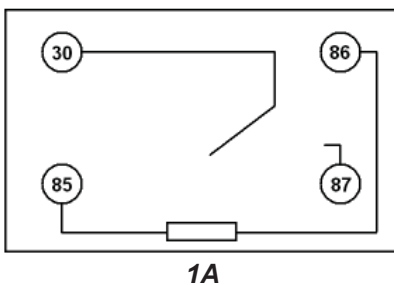
## Dimensions

Units = mm



## Schematics & PC Layouts

Bottom Views



Dimensions shown in mm. Dimensions are shown for reference purposes only.

Specifications and availability subject to change without notice.