

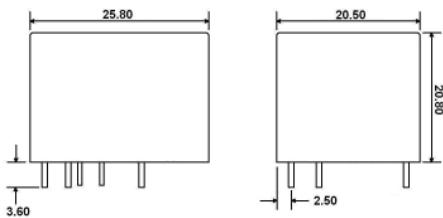
A5

Ordering Information

1. Series	A5	1A	S	12VDC	1.6	U
2. Contact Arrangement	1A = SPST N.O. 1B = SPST N.C. 1C = SPDT					
3. Sealing Option	O = Open frame S = Sealed Standard PC layout E = Sealed European PC layout *CE marking on relay					
4. Coil Voltage	6VDC 9VDC 12VDC 18VDC 24VDC					
5. Coil Power	1.6 = 1.6W 1.9 = 1.9W					
6. Contact Material	Blank = AgSnO ₂ U = AgSnO ₂ In ₂ O ₃					

Dimensions

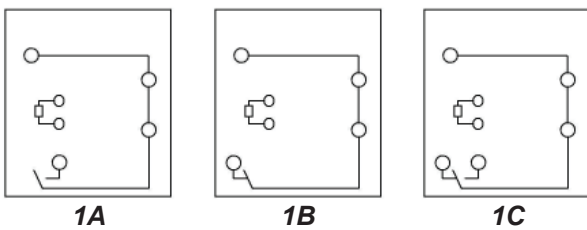
Units = mm



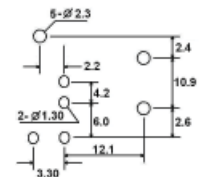
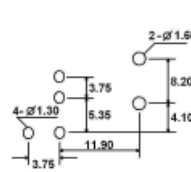
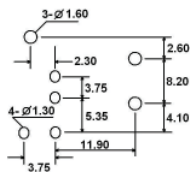
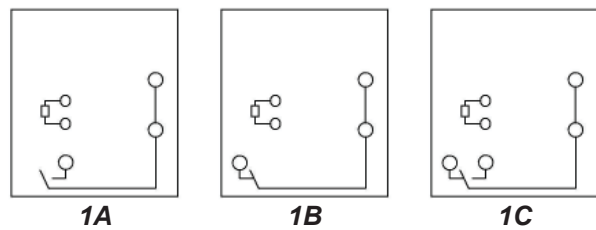
Schematics & PC Layouts

Bottom Views

Open Frame



Sealed



S = Standard

E = European