

# TABLE OF CONTENTS

<b>Fuses</b> .....	188-190
<b>Terminal Crimping Tools</b> .....	191
<b>Tape Connectors and Cable Ties</b> .....	191
<b>Batteries</b> .....	192
<b>Bulbs, Lamps, Mini-lamps, LED's</b> .....	193-201
<b>Load Weighing</b> .....	202
<b>Door Motors</b> .....	202-203
<b>Hydro Motors, Submersible Motors, Dry Motors</b> .....	204
<b>Motor Generator Filters</b> .....	205-207
<b>Contact Kits</b> .....	208-211
<b>Brushes</b> .....	212
<b>Coils</b> .....	212
<b>Printed Circuit Boards</b> .....	213
<b>Rectifiers</b> .....	213
<b>Relay Tester's</b> .....	214
<b>Ice Cube Relays</b> .....	215
<b>KUP Relays</b> .....	215
<b>Flanged Relays</b> .....	216
<b>Dipper Relays</b> .....	216
<b>Guardian Relays &amp; Adapter Sockets</b> .....	216
<b>Force Guided Relays</b> .....	216
<b>P &amp; B Relays</b> .....	217
<b>Time Delay Relays</b> .....	217
<b>IBM Relays</b> .....	218
<b>Octal Base Relays</b> .....	219
<b>Power Relays</b> .....	219
<b>Struthers-Dunn</b> .....	220
<b>Relay Sockets</b> .....	220
<b>LG</b> .....	221-223
<b>Sprecher &amp; Schuh Contactors, Starters &amp; Soft Starters</b> .....	224-233
<b>Contactors &amp; Starters</b> .....	234-237
<b>Joslyn Clark</b> .....	236
<b>Magnetic &amp; Limit Switches</b> .....	238
<b>Siemens Furnace Nordic Soft Starters</b> .....	239
<b>Motion Control Spare Parts</b> .....	239
<b>Resistors and Mounting Brackets</b> .....	240-242



## Fuses



NLS Series

■ NLN Series: 9/16" Dia. x 2" L.  
Packaged 10 Per Carton.



313 Series

■ 313 Series: 1/4" Dia. x 1-1/4" L.  
Packaged 5 Per Carton.

### One Time Fuses

S.E.E.S. #	O.E.M. #	Amperage	Voltage
F-30	NLN 1, OTN 1, NON 1	1 Amps	250VAC
F-31	NLN 2, OTN 2, NON 2	2 Amps	250VAC
F-33	NLN 3, OTN 3, NON 3	3 Amps	250VAC
F-34	NLN 4, OTN 4, NON 4	4 Amps	250VAC
F-35	NLN 5, OTN 5, NON 5	5 Amps	250VAC
F-36	NLN 6, OTN 6, NON 6	6 Amps	250VAC
F-37	NLN 7, OTN 7, NON 7	7 Amps	250VAC
F-37A	NLN 8, OTN 8, NON 8	8 Amps	250VAC
F-38	NLN 10, OTN 10, NON 10	10 Amps	250VAC
F-39	NLN 12, OTN 12, NON 12	12 Amps	250VAC
F-40	NLN 15, OTN 15, NON 15	15 Amps	250VAC
F-41	NLN 20, OTN 20, NON 20	20 Amps	250VAC
F-42	NLN 30, OTN 30, NON 30	30 Amps	250VAC
F-43	NLN 40, OTN 40, NON 40	40 Amps	250VAC



312 Series

■ 312 Series: 1/4" Dia. x 1-1/4" L.  
Packaged 5 Per Carton.

### Glass Fuses

S.E.E.S. #	O.E.M. #	Amperage	Voltage
F-15	312.125, GGC 1/8	1/8 Amps	250VAC
F-16	312.250, GGC 1/4	1/4 Amps	250VAC
F-17	312.500, GGC 1/2	1/2 Amps	250VAC
F-17A	312.750, GGC 3/4	3/4 Amps	250VAC
F-18	312001, GGC 1	1 Amps	250VAC
F-19	312002, GGC 2	2 Amps	250VAC
F-20	312003, GGC 3	3 Amps	250VAC
F-21	312004, GGC 4	4 Amps	250VAC
F-22	312005, GGC 5	5 Amps	250VAC
F-23	312006, GGC 6	6 Amps	250VAC
F-24	312007, GGC 7	7 Amps	250VAC
F-25	312008, GGC 8	8 Amps	250VAC
F-26	312010, GGC10	10 Amps	250VAC

### Slo-Blo Glass Fuses

S.E.E.S. #	O.E.M. #	Amperage	Voltage
F-1SB	313.010, MDL 1/100	1/100 Amps	250VAC
F-2SB	313.031, MDL 1/32	1/32 Amps	250VAC
F-3SB	313.040, MDL 1/25	1/25 Amps	250VAC
F-4SB	313.062, MDL 1/16	1/16 Amps	250VAC
F-5SB	313.100, MDL 1/10	1/10 Amps	250VAC
F-6SB	313.125, MDL 1/8	1/8 Amps	250VAC
F-7SB	313.150, MDL 15/100	15/100 Amps	250VAC
F-8SB	313.175, MDL 175/1000	175/1000 Amps	250VAC
F-9SB	313.187, MDL 3/16	3/16 Amps	250VAC
F-10SB	313.200, MDL 2/10	2/10 Amps	250VAC
F-11SB	313.250, MDL 1/4	1/4 Amps	250VAC
F-12SB	313.300, MDL 3/10	3/10 Amps	250VAC
F-13SB	313.375, MDL 3/8	3/8 Amps	250VAC
F-14SB	313.400, MDL 4/10	4/10 Amps	250VAC
F-15SB	313.500, MDL 1/2	1/2 Amps	250VAC
F-16SB	313.600, MDL 6/10	6/10 Amps	250VAC
F-17SB	313.700, MDL 7/10	7/10 Amps	250VAC
F-18SB	313.750, MDL 3/4	3/4 Amps	250VAC
F-19SB	313.800, MDL 8/10	8/10 Amp	250VAC
F-20SB	313.001, MDL 1	1 Amps	250VAC
F-21SB	3131.25, MDX/MDL 1-1/4	1-1/4 Amps	250VAC
F-22SB	31301.5, MDX/MDL 1-1/2	1-1/2 Amps	250VAC
F-23SB	31301.6, MDX/MDL 1-6/10	1-6/10 Amps	250VAC
F-24SB	31301.8, MDX/MDL 1-8/10	1-8/10 Amps	250VAC
F-25SB	31300.2, MDX/MDL 2	2 Amps	250VAC
F-26SB	3132.25, MDX/MDL 2-1/4	2 -1/4 Amps	250VAC
F-27SB	31302.5, MDX/MDL 2-1/2	2 -1/2 Amps	250VAC
F-28SB	31302.8, MDX/MDL 2-8/10	2-8/10 Amps	250VAC
F-29SB	31300.3, MDX/MDL 3	3 Amps	250VAC
F-30SB	31303.2, MDX/MDL 3-2/10	3-2/10 Amps	250VAC
F-31SB	31300.4, MDX/MDL 4	4 Amps	250VAC
F-32SB	31300.5, MDX/MDL 5	5 Amps	250VAC
F-33SB	3136.25, MDX/MDL 6-1/4	6-1/4 Amps	250VAC
F-34SB	31300.7, MDX/ MDL 7	7 Amps	250VAC
F-35SB	31300.8, MDL 8	8 Amps	32VAC
F-36SB	313010, MDL 10	10 Amps	32VAC
F-37SB	313012, MDL 12	12 Amps	32VAC
F-38SB	313.015, MDL 15	15 Amps	32VAC
F-39SB	313020, MDL 20	20 Amps	32VAC
F-40SB	313.025, MDL 25	25 Amps	32VAC
F-41SB	313.030, MDL 30	30 Amps	32VAC



# Fuses

## Slo-Blo Fuses

### TIME DELAY, CURRENT LIMITING

S.E.E.S. #	O.E.M. #	Amperage	Voltage
F-58B	FLN-R1.6, FRN-R1.6, TR-R1.6	1-6/10 Amps	250VAC
F-58A	FLN-R3.2, FRN-R3.2, TR-R3.2	3-2/10 Amps	250VAC
F-58D	FLN-R3.5, FRN-R3.5, TR-R3.5	3-1/2 Amps	250VAC
F-58C	FLN-R4, FRN-R4, TR-R4	4 Amps	250VAC
F-58	FLN-R6, FRN-R6, TR-R6	6 Amps	250VAC
F-58E	FLN-R3	3 Amps	250VAC
F-59	FLN-R10, FRN-R10, TR-R10	10 Amps	250VAC
F-59A	FLN-R15, FRN-R15, TR-R15	15 Amps	250VAC
F-59B	FLN-R20, FRN-R20, TR-R20	20 Amps	250VAC
F-60	FLN-R30, FRN-R30, TR-R30	30 Amps	250VAC
F-61	FLN-R40, FRN-R40, TR-R40	40 Amps	250VAC
F-62	FLN-R50, FRN-R50, TR-R50	50 Amps	250VAC
F-63	FLN-R60, FRN-R60, TR-R60	60 Amps	250VAC
F-64	FLN-R70, FRN-R70, TR-R70	70 Amps	250VAC
F-65	FLN-R80, FRN-R80, TR-R80	80 Amps	250VAC
F-66	FLN-R90, FRN-R90, TR-R90	90 Amps	250VAC
F-67	FLN-R100, FRN-R100, TR-R100	100 Amps	250VAC
F-68	FLN-R125, FRN-R125, TR-R125	125 Amps	250VAC
F-70	FLS-R50, FRS-R50, TR-S50	50 Amps	600VAC
F-71	FLS-R60, FRS-R60, TR-S60	60 Amps	600VAC
F-72	FLS-R70, FRS-R70, TR-S70	70 Amps	600VAC
F-73	FLS-R80, FRS-R80, TR-S80	80 Amps	600VAC
F-74	FLS-R90, FRS-R90, TR-S90	90 Amps	600VAC
F-75	FLS-R100, FRS-R100, TR-S100	100 Amps	600VAC
F-76	FLS-R125, FRS-R125, TR-S125	125 Amps	600VAC
F-77	FLS-R150, FRS-R150, TR-S150	150 Amps	600VAC
F-78	FLS-R175, FRS-R175, TR-S175	175 Amps	600VAC



F-58B



F-58E



F-70



F-75

■ Packaged 10 Per Carton.

## Electronic Fuses

S.E.E.S. #	O.E.M. #	Amperage	Voltage
F-80	314.50, ABC 1/2	1/2 Amps	250VAC
F-80A	314.25, ABC 1/4	1/4 Amps	250 VAC
F-81	314001, ABC 1	1 Amps	250VAC
F-82	314002, ABC 2	2 Amps	250VAC
F-83	314003, ABC 3	3 Amps	250VAC
F-84	314004, ABC 4	4 Amps	250VAC
F-85	314005, ABC 5	5 Amps	250VAC
F-86	314006, ABC 6	6 Amps	250VAC
F-87	314007, ABC 7	7 Amps	250VAC
F-88	314008, ABC 8	8 Amps	250VAC
F-89	314009, ABC 9	9 Amps	250VAC
F-90	314010, ABC 10	10 Amps	250VAC
F-91	314012, ABC 12	12 Amps	250VAC
F-92	314015, ABC 15	15 Amps	250VAC
F-93	314020, ABC 20	20 Amps	250VAC
F-94	314025, ABC 25	25 Amps	250VAC
F-95	314030, ABC 30	30 Amps	250VAC



3AB Series

■ Fast acting 3AB Type Ceramic Series: 1/4" Dia. x 1-1/4" L.  
Packaged 10 Per Carton.



F-80



## Fuses



F-50

■ NLS Series: 13/16" Dia. x 5" L.  
Packaged 10 Per Carton.



PICO SERIES



F-79



F-LQ03



F-LQ015



FM-100

## One Time Fuses

S.E.E.S. #	Description	Amperage	Voltage
F-50	NLS 1, OTS 1, NOS 1	1 Amp	600VAC
F-51	NLS 3, OTS 3, NOS 3	3 Amps	600VAC
F-52	NLS 5, OTS 5, NOS 5	5 Amps	600VAC
F-53	NLS 6, OTS 6, NOS 6	6 Amps	600VAC
F-54	NLS 10, OTS 10, NOS 10	10 Amps	600VAC
F-55	NLS 15, OTS 15, NOS 15	15 Amps	600VAC
F-56	NLS 20, OTS 20, NOS 20	20 Amps	600VAC
F-57	NLS 30, OTS 30, NOS 30	30 Amps	600VAC

## Pico Fuses

S.E.E.S.#	O.E.M. #	Description	Amperage
F-001	9853224	251.125	.125 Amps
F-002	9855038	251.250	.250 Amps
F-003	9853236	251.500	.500 Amps
F-004	9853250	251.001	1 Amps
F-005	9780191	251.002	2 Amps
F-006	9853261	251.004	4 Amps
F-007	251.005	251.005	5 Amps

## Semiconductor

S.E.E.S.#	O.E.M. #	Amperage
F-79	9720650	Fuse 150A 500V

## Slo-Blo Midget Fuses


S.E.E.S. #	O.E.M. #	Description	Amperage	Voltage
F-LQ001	FLQ001	Fuse, 13/32 x 1-1/2"	1 Amps	500VAC
F-LQ1.5	FLQ1.5	Fuse, 13/32 x 1-1/2"	1-1/2 Amps	500VAC
F-LQ002	FLQ002	Fuse, 13/32 x 1-1/2"	2 Amp	500VAC
F-LQ003	FLQ003	Fuse, 13/32 x 1-1/2"	3 Amps	500VAC
F-LQ004	FLQ004	Fuse, 13/32 x 1-1/2"	4 Amps	500VAC
F-LQ008	FLQ008	Fuse, 13/32 x 1-1/2"	8 Amps	500VAC
F-LQ010	FLQ010	Fuse, 13/32 x 1-1/2"	10 Amps	500VAC
F-LQ12	FLQ012	Fuse, 13/32 x 1-1/2"	12 Amps	500VAC
F-LQ015	FLQ015	Fuse, 13/32 x 1-1/2"	15 Amps	500VAC
F-LQ020	FLQ020	Fuse, 13/32 x 1-1/2"	20 Amps	500VAC

S.E.E.S. #	Description
FM-100	Fuse Puller Specialty Tool for easy fuse removal and replacement

## 3M Products

### S.E.E.S. # Description

- 3M-1** Terminal Crimping Tool, wire stripper and wire or bolt cutter. Made of .125" heat-treated carbon steel with cushioned vinyl handles. For insulated and non-insulated wire 22-10.
- 3M-2** Terminal Crimping Tool, (as above) for wire 26-6



## Terminals

### S.E.E.S. # Description

- 3M-3** Wire Range: 22-18 Stud #6  
**3M-4** Wire Range: 22-18 Stud #8  
**3M-5** Wire Range: 22-18 Stud #10  
**3M-6** Wire Range: 16-14 Stud #6  
**3M-7** Wire Range: 16-14 Stud #8  
**3M-8** Wire Range: 16-14 Stud #10  
**3M-9** Wire Range: 26-24 Stud # 4  
**3M-10** Wire Range: 26-24 Stud #6  
**3M-11** Wire Range: 22-18 Stud #6  
**3M-12** Wire Range: 22-18 Stud #10  
**3M-13** Wire Range: 16-14 Stud #6

### S.E.E.S. # Description

- 3M-14** Wire Range: 16-14 Stud #10  
**3M-15** Female Quick Slide 22-18  
**3M-16** Female Quick Slide 16-14  
**3M-17** Female Quick Slide 26-20  
**3M-18** Female Quick Slide 26-20  
**3M-19** Female Quick Slide 22-18  
**3M-20** Female Quick Slide 16-14  
**3M-21** Female Quick Slide 22-18  
**3M-22** Male Quick Slide 16-14  
**3M-23** Male Quick Slide 16-14



## Connectors

### S.E.E.S. # Description

- 3M-24** Wire Range 22-18  
**3M-25** Wire Range 16-14  
**3M-26** Female-Self Strip 22-18  
**3M-27** Female Self-Strip 18-14  
**3M-28** Female Self-Strip  
**3M-29** Pigtail- Self Strip Red  
**3M-30** Self-Stripping Red 22-16  
**3M-31** Self-Stripping Blue 14-18  
**3M-32** Yellow, Spring Connect, 12-22

### S.E.E.S. # Description

- 3M-33** Red, Spring Connect, 8-16  
**3M-34** Yellow, Spring Connect, 10-22  
**3M-35** Red, Spring Connect, 10-18  
**3M-36** Grey, Spring Connect, 8-14  
**3M-37** Blue, Spring Connect, 6-12  
**3M-48** Female Faston Connector .187  
**3M-49** Butt Splice Connector  
**3M-50** Butt Splice Connector 14-22  
**3M-51** Female Faston Connector .187



## Electrical Tape

### S.E.E.S. # Description

- 3M-46** Super 33+ Scotch Brand Premium 7-mil flame retardant, weather resistant tape. Resists temperature and moisture for splicing. Canned Rolls 3/4" x 66 ft
- 3M-47** Economy-grade, 7-mil vinyl plastic electrical tape. UL listed. Standard Rolls 3/4" x 66 ft



## Marking Tape

### S.E.E.S. # Description

- 3M-43** Scotchcode Wire Marker Tape Dispenser filled w/ numeral series 0-9  
**3M-43A** Tape Dispenser Refill, numeral series 0-9, 10 rolls per box  
**3M-44** Scotchcode Wire Marker Tape Dispenser filled with colors  
**3M-44A** Tape Refill, assorted colors for dispenser 3M-44  
**3M-45** Wire Marker Book, 45 ea 0-9; 15 ea L1, L2, L3, T1, T2, T3, (0-9). 50 / Box

## Cable Ties

### S.E.E.S. # Description

- 3M-38** 3-3/4" flexible nylon 100/bag  
**3M-39** 5-7/8" flexible nylon 100/bag  
**3M-40** 7-15/16" flexible nylon 100/bag  
**3M-41** 12-1/16" flexible nylon 100/bag  
**3M-42** 8-5/16" flexible nylon 100/bag



## Batteries

Sealed and maintenance free, these batteries offer an excellent service life of 4 – 5 years, and a shelf life of over 1 year. Protective covering made of a non-conductive polystyrene is resistant to shock, vibration, chemicals and heat.

S.E.E.S. #	O.E.M. #	Capacity Voltage	Amp Hours	Dimensions
MIS-194	PS 1/2 D CELL/4	4.8V	2.2AH	5-3/4" L x 1-1/4" dia., 5 D cells "Dynamite Stick"
MIS-194I	A19390-2	4.8V	4.0AH	3-3/4" L x 2-1/2" H, 5 D cells stacked 2 on 3 (for GAL)
MIS-194-AB	PS1229	12V	2.9A	7" L x 1-1/2" W x 2-1/4" H
MIS-194AA	BR3032	3V	500mAH	1.181" diameter x .126 thick
MIS-194AB	SR44, 357, 1154	1.5V	180mAH	1.181" diameter
MIS-194C	PS670F1 6V	6V	6.5AH	5.95" L x 1.34" W x 3.7" H
MIS-194D	PS-12100-F2	12V	10AH	6" L x 4" W x 3.7" H
MIS-194E-L	PS-1282L	12V	8AH	7.72" L x 2.2" W x 4.65" H
MIS-194E-S	PS-1282S	12V	8AH	4.4" L x 3.86" W x 4.65" H
MIS-194F	PS682F	6V	8AH	3.86" L x 2.2" W x 4.65" H
MIS-194G	PS-6120	6V	12AH	4.25" L x 2.75" W x 5.51" H
MIS-194H	PS695/6120	6V	9.5AH	4.25" L x 2.75" W x 5.54" H
MIS-194J	PS6100-F1	6V	10AH	6" L x 2" W x 3.75" H
MIS-194K	9719891	3V		1" diameter
MIS-194M	PS-121000U Otis AAA718E1	12VDC	100AH	10" L x 6.6" W x 8.15" H
MIS-194N	116AM1	3V		1" diameter, lithium
MIS-194P	PS1230	12V	3AH	5.28" L x 2.64" W x 2.36" H
NP24-12B	PS12260NB	12V		EPCO Battery for emergency lighting 7-1/4" L x 6-1/2" W
MIS-194I-RES	BAT-0002N	12V		Rescuator-Model 5, hardware included 8.61" L x 5.29" W x 8.79" H

■ Call S.E.E.S. for all of your emergency light replacement batteries.



NP24-12B



MIS-194J



MIS-194N



MIS-194G



MIS-194F



MIS-194E-L

## Alarm Bells

Easy to install, alarm bells have a strong, simplified mechanical construction which requires less maintenance time. Rugged construction with rust-protected finish provide reliable performance for both indoor and outdoor use.

S.E.E.S. #	O.E.M. #	Description
MIS-125C		Alarm Bell, 6VDC, 6" diameter
MIS-125D		Alarm Bell, 12VDC, 6" diameter
MIS-125E		Alarm Bell, 120VAC, 6" diameter
MIS-125F		Alarm Bell, Flash type, 120VAC, 6" dia., with flashing red light
MIS-125G		Alarm Bell Mounting Box, Red plastic 4" sq. surface mount w/ gasket- water resistant
1000-02-10	1000-02-10	EPCO Alarm Bell, 12V bell, 6
1000-03-10	1000-03-10	EPCO Alarm Bell, 6V bell, 6
1000-04-10	1000-04-10	EPCO Alarm Bell, 24V bell, 6



MIS-125C



MIS-125G



1000-03-10



MIS-194



MIS-194I



MIS-194-AB



MIS-194C



MIS-194D

## Lamps Numeric Listing By Lamp #



S.E.E.S. #	O.E.M. #	Volts	Watts	Bulb	Base	M.O.L.	Figure #
ML-63	10	2.5	1.25	G-3-1/2	Mini bi-pin	0.94	Fig. 5
ML-48	1004	12.8	12.032	B-6	Double Contact Bayonet	1.75	Fig. 3
ML-127	100A	120	100	A-19	Medium	4.4375	Fig. 1
ML-141	100A	230-250	100	A-19	Medium	5.3125	Fig. 1
ML-22	10C7DC	115-125	10	C-7	Double Contact Bayonet	2.19	Fig. 4
ML-105	10S11/115V	115-125	10	S-11	Candelabra Screw	2.3125	Fig. 20
ML-46	10S6/10/230	230	10	S-6	Candelabra Screw	1.88	Fig. 17
ML-15	10S6/10/250	250	10	S-6	Candelabra Screw	1.88	Fig. 17
ML-42	10S6/10DC	230	10	S-6	Double Contact Bayonet	1.82	Fig. 16
ML-20	10S6/10DC	250	10	S-6	Double Contact Bayonet	1.82	Fig. 16
ML-89	10S6/120	120	10	S-6	Candelabra Screw	1.88	Fig. 17
ML-34	10S6230RED	230.0	10.0	S-6	Double Contact Bayonet	1.81	Fig. 16
ML-35	10S6230GRN	230.0	10.0	S-6	Double Contact Bayonet	1.81	Fig. 16
ML-82	1130	6.4	16.83	S-8	Double Contact Bayonet	2.00	Fig. 19
ML-36A	12	6.3	.95	G-3-1/2	Mini bi-pin	0.94	Fig. 5
ML-72	12MB	12	2.04	T-2-1/2	Mini Bayonet	1.19	Fig. 28
ML-32	12PSB	12	2.04	T-2	Slide #5	1.12	Fig. 26
ML-6	120MB	120	3	T-2-1/2	Mini Bayonet	1.19	Fig. 28
ML-6N	120MB Neon	120	2	T-2-1/2	Mini Bayonet	1.19	Fig. 28
ML-1	120PSB	120	3	T-2	Slide #5	1.12	Fig. 26
ML-1N	120PSB Neon	120	2	T-2	Slide #5	1.12	Fig. 26
ML-27A	120RB	120	3	—	Mini Bayonet	1.10	Fig. 13
ML-25	120RC	120	3	—	Candelabra Screw	1.10	Fig. 14
ML-25N	120RC Neon	120	3	—	Candelabra Screw	1.10	Fig. 14
ML-148	1224	32	5.12	G-6	Double Contact Bayonet	1.44	Fig. 11
ML-59	1251	28	6.44	G-6	Single Contact Bayonet	1.44	Fig. 10
ML-140	1383	13	19.5	R-12	Single Contact Bayonet	2.63	Fig. 12
ML-139	1434	4.0	3.7	T-5	Single Contact Bayonet	1.75	Fig. 27
ML-150	147	7.0	3.01	T-3-1/4	Wedge Base	1.06	Fig. 35
ML-21	1493	6.5	17.875	S-8	Double Contact Bayonet	2.00	Fig. 19
ML-62	15	7.0	2.80	G-4-1/2	Mini bi-pin	1.06	Fig. 8
ML-128	150A/CL/RS	120.0	150	A-21	Medium	5.3125	Fig. 1
ML-6R	155MB	155.0	2	T-2-1/2	Miniature Bayonet	1.19	Fig. 28
ML-1C	155PSB	155.0	2	T-2	Slide #5	1.12	Fig. 26
ML-84	15S11	120	15	S-11	Candelabra Screw	2.375	Fig. 20
ML-142	15T6/130VCS	130	15	T-6	Candelabra Screw	3.06	Fig. 36
ML-93	161	14	2.66	T-3-1/4	Wedge	1.06	Fig. 30
ML-56	1651	5.0	3	S-8	Single Contact Bayonet	2	Fig. 18
ML-125	1692	28	7.08	S-8	Double Contact Bayonet	2	Fig. 19
ML-124	16ESB	16	.64	T-2	Slide #5	2	Fig. 26
ML-132	1810	6.3	2.52	T-3-1/4	Mini Bayonet	1.19	Fig. 29
ML-133	1813	14.4	1.44	T-3-1/4	Mini Bayonet	1.19	Fig. 29
ML-43	1815	14.0	2.80	T-3-1/4	Mini Bayonet	1.19	Fig. 29
ML-97	1816	13.0	4.29	T-3-1/4	Mini Bayonet	1.19	Fig. 29
ML-96	1819	28.0	1.12	T-3-1/4	Mini Bayonet	1.19	Fig. 29
ML-50	1820	28.0	2.8	T-3-1/4	Mini Bayonet	1.19	Fig. 29
ML-103	1822	36.0	3.6	T-3-1/4	Mini Bayonet	1.19	Fig. 29
ML-130	1828	37.5	1.875	T-3-1/4	Mini Bayonet	1.19	Fig. 29
ML-47	1829	28.2	1.96	T-3-1/4	Mini Bayonet	1.19	Fig. 29
ML-92	1835	55.0	2.75	T-3-1/4	Mini Bayonet	1.19	Fig. 29
ML-115	1843	28.0	.616	T-3-1/4	Mini Bayonet	1.19	Fig. 29
ML-86	1847	6.3	.945	T-3-1/4	Mini Bayonet	1.19	Fig. 29
ML-91	1850	5.0	.45	T-3-1/4	Mini Bayonet	1.19	Fig. 29
ML-11	1864	28.0	4.76	T-3-1/4	Mini Bayonet	1.19	Fig. 29

## Lamps Numeric Listing By Lamp #

S.E.E.S. #	O.E.M. #	Volts	Watts	Bulb	Base	M.O.L.	Figure #
ML-99	1888	7.0	3.5	T-3-1/4	Mini Bayonet	1.19	Fig. 29
ML-12	1893	14.0	4.62	T-3-1/4	Mini Bayonet	1.19	Fig. 29
ML-61	19	14.4	1.44	G-3-1/2	Mini Bi-pin	0.94	Fig. 5
ML-109	238	6.3	.50	T-3/14	Mini Bayonet	1.19	Fig. 29
ML-120	24CSB	24.0	.408	T-2	Slide #5	.92	Fig. 26
ML-36	24ESB	24.0	.96	T-2	Slide #5	0.92	Fig. 26
ML-83	24MB	24.0	1.68	T-2-1/2	Mini Bayonet	1.19	Fig. 28
ML-5	24PSB	24.0	1.752	T-2	Slide #5	1.12	Fig. 26
ML-101	24RC	24.0	1.752	—	Candelabra Screw	1.22	Fig. 14
ML-1D	220PSB Neon	220	.25	T-2	Slide # 5	1.12	Fig. 26
ML-98	253	2.5	.875	TL-1-3/4	Midget Grooved	.69	Fig. 40
ML-111	253X	2.5	.875	TL-1-3/4	Midget Grooved	.69	Fig. 40
ML-24	259	6.3	1.575	T-3-1/4	Wedge	1.06	Fig. 30
ML-113A	25A15	115-125	25.0	A-15	Medium	3.5	Fig. 1
ML-54C	25S11/2C	115-125	25.0	S-11	Candelabra Screw	2.25	Fig. 20
ML-54	25S11/2C/IF	115-125	25.0	S-11	Candelabra Screw	2.25	Fig. 20
ML-131	25S6/120V	120.0	25.0	S-6	Candelabra Screw	2.625	Fig. 17
ML-90	25T8C/120C	115-125	25.0	T-8	Candelabra Screw	2.625	Fig. 37
ML-88	25T8DC-1C	115-125	25.0	T-8	Double Contact Bayonet	2.625	Fig. 36
ML-88A	25T8DC-1F	115-125	25.0	T-8	Double Contact Bayonet	2.625	Fig. 36
ML-90A	25T8N-120V	120.0	25.0	T-8	Intermediate	2.625	Fig. 39
ML-75	27	4.9	1.47	G-4-1/2	Mini Screw	1.06	Fig. 7
ML-83A	28MB	28.0	1.12	T-2-1/2	Mini Bayonet	1.19	Fig. 28
ML-4	28PSB	28.0	1.12	T-2	Slide #5	1.12	Fig. 26
ML-69	28RB	28.0	1.12	—	Mini Bayonet	1.10	Fig. 13
ML-114	28RC	28.0	1.12	—	Candelabra Screw	1.22	Fig. 14
ML-31A	302	28.0	4.76	G-5	Double Contact Bayonet	1.38	Fig. 9
ML-45	303	28.0	8.40	G-6	Single Contact Bayonet	1.44	Fig. 10
ML-73	308	28.0	18.76	S-8	Double Contact Bayonet	1.19	Fig. 19
ML-68	313	28.0	4.76	T-3-1/4	Mini Bayonet	1.19	Fig. 29
ML-107	330	14.0	1.12	T-1-3/4	S.C. Midget Flanged	0.63	Fig. 22
ML-58	344	10.0	.14	T-1-3/4	S.C. Midget Flanged	0.63	Fig. 22
ML-29	349	6.3	1.26	T-1-3/4	S.C. Midget Flanged	0.63	Fig. 22
ML-65	380	6.3	.252	T-1-3/4	S.C. Midget Flanged	0.63	Fig. 22
ML-49	381	6.3	1.26	T-1-3/4	S.C. Midget Flanged	0.63	Fig. 22
ML-95	387	28.0	1.12	T-1-3/4	S.C. Midget Flanged	0.63	Fig. 22
ML-113	40A15	115-125	40.0	A-15	Medium	3.5	Fig. 1
ML-10	44	6.3	1.575	T-3-1/4	Mini Bayonet	1.19	Fig. 29
ML-144	4546	4.7	2.35	PAR36	2 Screw Terminals	4.5	Fig. 43
ML-28	47	6.3	.945	T-3-1/4	Mini Bayonet	1.19	Fig. 29
ML-118	48ESB	48.0	1.92	T-2	Slide #5	0.92	Fig. 26
ML-83B	48MB	48.0	2.4	T-2-1/2	Mini Bayonet	1.19	Fig. 28
ML-3	48PSB	48.0	2.4	T-2	Slide #5	1.12	Fig. 26
ML-87	48RC	48.0	2.4	—	Candelabra Screw	1.22	Fig. 14
ML-30	502	5.1	.765	G-4-1/2	Mini Screw	1.06	Fig. 7
ML-31	503	5.1	.765	G-4-1/2	Mini Bayonet	1.06	Fig. 6
ML-134	55	7.0	.350	G-4-1/2	Mini Bayonet	1.06	Fig. 6
ML-76	57	14.0	3.34	G-4-1/2	Mini Bayonet	1.06	Fig. 6
ML-51	5T-N1/125V	125.0	.33	—	Capsule	1.375	Fig. 41
ML-79	5T-N2/250V	250.0	.33	—	Capsule	1.375	Fig. 41
ML-8	60MB	60.0	3.00	T-2-1/2	Mini Bayonet	1.19	Fig. 28
ML-2	60PSB	60.0	3.00	T-2	Slide #5	1.12	Fig. 26
ML-27	60RB	60.0	3.00	—	Mini Bayonet	1.10	Fig. 13
ML-80	60RC	60.0	3.00	—	Candelabra Screw	1.22	Fig. 14
ML-145	63-029-1	28	1.92	—	Cartridge, Red	0.75	Fig. 45
ML-146	63-029-12	28	1.92	—	Cartridge, Green	0.75	Fig. 45





## Lamps Numeric Listing By Lamp #

S.E.E.S. #	O.E.M. #	Volts	Watts	Bulb	Base	M.O.L.	Figure #
ML-159	6435 Halogen	12	20	GBF	DC Bayonet	2.00	Fig. 13
ML-110	656	28.0	1.68	T-3-1/4	Wedge	1.06	Fig. 30
ML-57	657	28.0	2.24	T-3-1/4	Wedge	1.06	Fig. 30
ML-23	67	13.5	7.96	G-6	Single Contact Bayonet	1.44	Fig. 10
ML-135	68	13.5	7.96	G-6	Double Contact Bayonet	1.44	Fig. 11
ML-9	6MB	6.0	.840	T-2-1/2	Mini Bayonet	1.19	Fig. 28
ML-71	6PSB	6.0	.840	T-2	Slide #5	1.12	Fig. 26
ML-100	6S6/6V	6.0	6.0	S-6	Candelabra Screw	1.88	Fig. 17
ML-137	6S6/12V	12.0	6.0	S-6	Candelabra Screw	1.88	Fig. 17
ML-39	6S6/30V	30.0	6.0	S-6	Candelabra Screw	1.88	Fig. 17
ML-119	6S6/48V	48.0	6.0	S-6	Candelabra Screw	1.88	Fig. 17
ML-119A	6S6/60V	60.0	6.0	S-6	Candelabra Screw	1.88	Fig. 17
ML-18	6S6/120V	120.0	6.0	S-6	Candelabra Screw	1.88	Fig. 17
ML-85	6S6/130V	130.0	6.0	S-6	Candelabra Screw	1.88	Fig. 17
ML-77	6S6/145V	145.0	6.0	S-6	Candelabra Screw	1.88	Fig. 17
ML-17	6S6/155V	155.0	6.0	S-6	Candelabra Screw	1.88	Fig. 17
ML-26	6S6/DC/30V	30.0	6.0	S-6	Double Contact Bayonet	1.82	Fig. 16
ML-102	6S6/DC/48V	48.0	6.0	S-6	Double Contact Bayonet	1.88	Fig. 16
ML-66	6S6/DC/60V	60.0	6.0	S-6	Double Contact Bayonet	1.88	Fig. 16
ML-60	6S6/DC/120V	120.0	6.0	S-6	Double Contact Bayonet	1.82	Fig. 16
ML-78	6S6/DC/125V	125.0	6.0	S-6	Double Contact Bayonet	1.82	Fig. 16
ML-19	6S6/DC/145V	145.0	6.0	S-6	Double Contact Bayonet	1.82	Fig. 16
ML-122	6S6/SCB/150	150.0	6.0	S-6	Single Contact Bayonet	1.88	Fig. 15
ML-122A	6S6/SCB/155	155.0	6.0	S-6	Single Contact Bayonet	1.50	Fig. 15
ML-143	73	14	1.12	T-1-3/4	Subminiature Wedge	.80	Fig. 23
ML-74	7327	28.0	1.12	T-1-3/4	Bi-pin	.63	Fig. 24
ML-33	757	28.0	1.68	T-1-3/4	Mini Bayonet	1.19	Fig. 29
ML-138	81	6.5	6.63	G-6	Single Contact Bayonet	1.44	Fig. 10
ML-108	85	28.0	1.12	T-1-3/4	Subminiature Wedge	.80	Fig. 23
ML-104	85E	28.0	1.12	T-1-3/4	Wire Terminals	.80	Fig. 25
ML-94	88	6.8	12.98	S-8	Double Contact Bayonet	2.00	Fig. 19
ML-81	90	13.0	7.54	G-6	Double Contact Bayonet	1.44	Fig. 11
ML-7	90MB	90.0	2.7	T-2-1/2	Mini Bayonet	1.19	Fig. 28
ML-147	94	12.8	13.31	S-8	Double Contact Bayonet	2.00	Fig. 19
ML-38	965	9.84	4.92	T-4-1/2	Mini Screw	1.45	Fig. 32
ML-37	97	13.5	9.31	G-6	Single Contact Bayonet	1.44	Fig. 10
ML-136	F6T5/CW	6.0	.882	T-5	Mini Bi-Pin	9.00	Fig. 39
ML-157	F8T5CW	Multi	8	T-%	Med Bi-Pin	12	Fig. 41
ML-55	L40-IF	115-125	40.0	T-8	Disc (Lumiline)	11.75	Fig. 40
ML-70	L-60	115-125	60.0	T-8	Disc (Lumiline)	17.75	Fig. 40
ML-126	LMM-2	2.75	—	T-1	Bi-Pin	.375	Fig. 21
ML-149	NE2J(C9A)	120	—	T-2	S.C. Midget Flanged	.94	Fig. 27A
ML-13	NE51(B1A)	—	—	T-3-1/4	Mini Bayonet	1.19	Fig. 29
ML-14	NE51(B2A)	—	—	T-3-1/4	Mini Bayonet	1.19	Fig. 29
ML-129	PR-2	2.38	1.19	B-3-1/2	S.C. Miniature Flanged	1.25	Fig. 2
ML-158	Q20GYB	120	20	GYB	Bi-Pin	1.375	Fig. 21
ML-121N	T-2	120.0	.33	T-2	Mini Bayonet	1.00	Fig. 27
ML-53	T-4	120.0	6.0	T-4	Candelabra Screw	1.375	Fig. 31
ML-52	T-4	130.0	6.0	T-4	Candelabra Screw	1.375	Fig. 31
ML-67	T-4-1/2	130.0	4.0	T-4-1/2	Candelabra Screw	1.375	Fig. 33
ML-67A	T-4-1/2	225-250	5-7	T-4-1/2	Candelabra Screw	1.625	Fig. 33
ML-41	T-4-1/2	130.0	4.0	T-4-1/2	Double Contact Bayonet	1.50	Fig. 34
ML-44	T-4-1/2-DC	120.0	6.0	T-4-1/2	Double Contact Bayonet	1.75	Fig. 34
ML-40	T-4-1/2-DC	250.0	7.0	T-4-1/2	Double Contact Bayonet	1.625	Fig. 34
ML-40A	T-4-1/2-CS	250.0	7.0	T-4-1/2	Double Contact Bayonet	1.75	Fig. 34
ML-112	T8/10V/5A	10.0	5.0	T-8	Double Contact Bayonet	3.00	Fig. 36
ML-121NR	X46EA	120.0	—	T-2-1/2	Miniature Bayonet (Neon)	1.19	Fig. 28

## Lamps – By Figure #



### #1 Appliance Lamp

S.E.E.S. #	Lamp #	Volts	Watts	M.O.L.
ML-113A	25A15	115-125	25.0	3.5
ML-113	40A15	115-125	40.0	3.5
ML-127	100A	120	100	4.4375
ML-141	100A	230-250	100	5.3125
ML-128	150A/CL/RS	120	150	5.3125



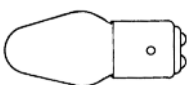
### #2 B-3-1/2 Single Contact Mini Flanged

S.E.E.S. #	Lamp #	Volts	Watts	M.O.L.
ML-129	PR-2	2.38	1.19	1.25



### #3 B-6 Double Contact Bayonet

S.E.E.S. #	Lamp #	Volts	Watts	M.O.L.
ML-48	1004	12.8	12.032	1.75



### #4 C-7 Double Contact Bayonet

S.E.E.S. #	Lamp #	Volts	Watts	M.O.L.
ML-22	10C7DC	115-125	10	2.19



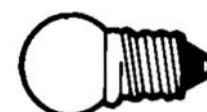
### #5 G-3-1/2 Mini Bi-Pin

S.E.E.S. #	Lamp #	Volts	Watts	M.O.L.
ML-63	10	2.5	1.25	.94
ML-36A	12	6.3	.95	.94
ML-61	19	14.4	1.44	.94



### #6 G-4-1/2 Mini Bayonet

S.E.E.S. #	Lamp #	Volts	Watts	M.O.L.
ML-31	503	5.1	.765	1.06
ML-134	55	7.0	.350	1.06
ML-76	57	14.0	3.34	1.06



### #7 G-4-1/2 Mini Screw

S.E.E.S. #	Lamp #	Volts	Watts	M.O.L.
ML-75	27	4.9	1.47	1.06
ML-30	502	5.1	.765	1.06



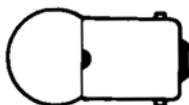
### #8 G-4-1/2 Mini Bi-Pin

S.E.E.S. #	Lamp #	Volts	Watts	M.O.L.
ML-62	15	7.0	2.80	1.06



### #9 G-5 Double Contact Bayonet

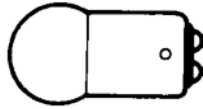
S.E.E.S. #	Lamp #	Volts	Watts	M.O.L.
ML-31A	302	28.0	4.76	1.38



### #10 G-6-1/2 Single Contact Bayonet

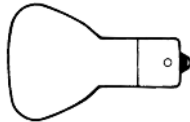
S.E.E.S. #	Lamp #	Volts	Watts	M.O.L.
ML-138	81	6.5	6.63	1.44
ML-23	67	13.5	7.96	1.44
ML-37	97	13.5	9.31	1.44
ML-59	1251	28.0	6.44	1.44
ML-45	303	28.0	18.76	1.44

## Lamps – By Figure #



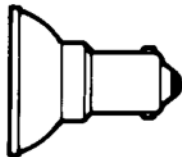
### #11 G-6 Double Contact Bayonet

S.E.E.S. #	Lamp #	Volts	Watts	M.O.L.
ML-81	90	13.0	7.54	1.44
ML-135	68	13.5	7.96	1.44
ML-148	1224	32	5.12	1.44



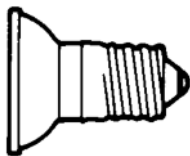
### #12 R-12 Single Contact Bayonet

S.E.E.S. #	Lamp #	Volts	Watts	M.O.L.
ML-140	1383	13	19.5	2.63
ML-140-LED-W	13	19.5	2.63	



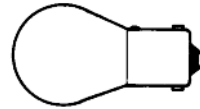
### #13 Annunciator Bayonet Base

S.E.E.S. #	Lamp #	Volts	Watts	M.O.L.
ML-69	28RB	28	1.12	1.10
ML-27	60RB	60	3	1.10
ML-27A	120RB	120	3	1.12
ML-159	6435H	12	20	2
ML-27-LED-W	Warm white LED to replace 60RB lamp			



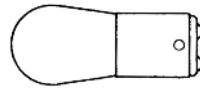
### #14 Annunciator Candelabra Base

S.E.E.S. #	Lamp #	Volts	Watts	M.O.L.
ML-101	24RC	24.0	1.752	1.22
ML-114	28RC	28.0	1.12	1.22
ML-87	48RC	48.0	2.4	1.22
ML-80	60RC	60.0	.300	1.22
ML-25	120RC	120	3	1.10
ML-25N	120RC Neon	120	3	1.10



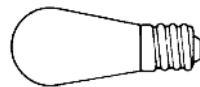
### #15 S-6 Single Contact Bayonet

S.E.E.S. #	Lamp #	Volts	Watts	M.O.L.
ML-122	6S6/SCB	150.0	6.0	1.88
ML-122A	6S6/SCB	155.0	6.0	1.50



### #16 S-6 Double Contact Bayonet

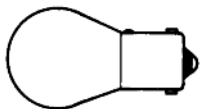
S.E.E.S. #	Lamp #	Volts	Watts	M.O.L.
ML-26	6S6/DC/30	30	6	1.82
ML-102	6S6/DC/48	48	6	1.88
ML-66	6S6/DC/60	60	6	1.88
ML-60	6S6/DC/120	120	6	1.82
ML-78	6S6/DC/125	125	6	1.82
ML-19	6S6/DC/145	145	6	1.82
ML-42	10S6/10DC	230	10	1.82
ML-20	10S6/10DC	250	10	1.82
ML-34	10S6/230 Red	230	10	1.81
ML-35	10S6/230 Grn	230	10	1.81



### #17 S-6 Candelabra Screw

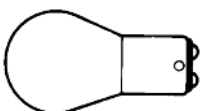
S.E.E.S. #	Lamp #	Volts	Watts	M.O.L.
ML-100	6S6/6	6	6	1.88
ML-137	6S6/12	12	6	1.88
ML-39	6S6/30	30	6	1.88
ML-119	6S6/48	48	6	1.88
ML-119A	6S6/60	60	6	1.88
ML-18	6S6/120	120	6	1.88
ML-85	6S6/130	130	6	1.88
ML-77	6S6/145	145	6	1.88
ML-17	6S6/155	155	6	1.88
ML-89	10S6/120	120	10	1.88
ML-46	10S6/10/230	230	10	1.88
ML-15	10S6/10/250	250	10	1.88
ML-131	25S6/120	120	25	2.625

## Lamps – By Figure #



### #18 S-8 Single Contact Bayonet

S.E.E.S. #	Lamp #	Volts	Watts	M.O.L.
ML-56	1651	5.0	3	2



### #19 S-8 Double Contact Bayonet

S.E.E.S. #	Lamp #	Volts	Watts	M.O.L.
ML-82	1130	6.4	16.83	2.00
ML-21	1493	6.5	17.88	2.00
ML-94	88	6.8	12.98	2.00
ML-147	94	12.8	13.31	2.00
ML-125	1692	28.0	17.08	2.00
ML-73	308	28.0	18.76	2.00



### #20 S-11 Candelabra Screw

S.E.E.S. #	Lamp #	Volts	Watts	M.O.L.
ML-105*	10S11N/115V	115-125	10	2.3125
ML-54C	25S11/2C	115-125	25	2.25
ML-54	25S11/2C/IF	115-125	25	2.25
ML-84	15S11	120	15	2.375

\* Intermediate Base



### #21 T-1 Bi-pin

S.E.E.S. #	Lamp #	Volts	Watts	M.O.L.
ML-126	LMM-2	2.75	—	.375
ML-158	Q20GYB	120	20	1.375



### #22 T-1-3/4 Single Contact Midget

S.E.E.S. #	Lamp #	Volts	Watts	M.O.L.
ML-65	380	6.3	.252	.63
ML-29	349	6.3	1.26	.63
ML-49	381	6.3	1.26	.63
ML-58	344	10.0	.14	.63
ML-107	330	14.0	1.12	.63
ML-95	387	28.0	1.12	.63



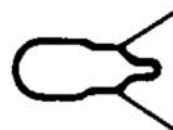
### #23 T-1-3/4 Subminiature Wedge

S.E.E.S. #	Lamp #	Volts	Watts	M.O.L.
ML-143	73	14.0	1.12	.80
ML-108	85	28.0	1.12	.80
ML-108-LED-O	Orange LED to replace #85 lamp			
ML-108-LED-R	Red LED to replace #85 lamp			
ML-108-LED-W	Warm White LED to replace #85 lamp			
ML-108-LED-Y	Yellow LED to replace #85 lamp			



### #24 T-1-3/4 Bi-pin

S.E.E.S. #	Lamp #	Volts	Watts	M.O.L.
ML-74	7327	28.0	1.12	.63



### #25 T-1-3/4 Wire Terminal

S.E.E.S. #	Lamp #	Volts	Watts	M.O.L.
ML-104	85E	28.0	1.12	.80

## Lamps – By Figure #



### #26 T-2 #5 Slide Base

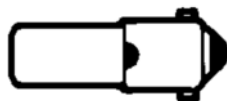
S.E.E.S. #	Lamp #	Volts	Watts	M.O.L.
ML-120	24CSB	24	.408	.92
ML-124	16ESB	16	.64	2
ML-36	24ESB	24	.96	.92
ML-118	48ESB	48	1.92	.92
ML-71	6PSB	6	.840	1.12
ML-32	12PSB	12	2.04	1.12
ML-5	24PSB	24	1.752	1.752
ML-4	28PSB	28	1.12	1.12
ML-3	48PSB	48	2.4	1.12
ML-2	60PSB	60	3	1.12
ML-1N	120PSBneon	120	2	1.12
ML-1C	155PSB	155	2	1.12
ML-1	120PSB	120	3	1.12
ML-1-LED-R	Red LED to replace #120PSB			
ML-1-LED-W	Warm White LED to replace #120PSB			
ML-1-LED-Y	Yellow LED to replace #120PSB			
ML-1D	220PSB	220	.25	1.12
ML-35A	35PSB	35V	.045 (amps)	



### #27 T-2 Mini Bayonet

#### #27A T-2 Single Contact Midget Flanged

S.E.E.S. #	Lamp #	Fig. #	Volts	Watts	M.O.L.
ML-121N	T-2	27	120	.33	1.00
ML-149	T-2	27A	120	.25	.94



### #28 T-2-1/2 Mini Bayonet

S.E.E.S. #	Lamp #	Volts	Watts	M.O.L.
ML-9	6MB	6	.840	1.19
ML-72	12MB	12	2.04	1.19
ML-83	24MB	24	1.68	1.19
ML-83A	28MB	28	1.12	1.19
ML-83B	48MB	48	2.4	1.19
ML-8	60MB	60	3	1.19
ML-7	90MB	90.0	2.7	1.19
ML-6	120MB	120	3	1.19
ML-6N	120MBneon	120	2	1.19
ML-6R	155MB	155	2	1.19
ML-121NR	X46EA	120	—	1.19




### #29 T-3-1/4 Mini Bayonet

S.E.E.S. #	Lamp #	Volts	Watts	M.O.L.
ML-13	NE51(B1A)			1.19
ML-14	NE51(B2A)			1.19
ML-91	1850	5	.45	1.19
ML-109	238	6.3	.50	1.19
ML-28	47	6.3	.945	1.19
ML-86	1847	6.3	.945	1.19
ML-10	44	6.3	1.575	1.19
ML-132	1810	6.3	2.52	1.19
ML-99	1888	7	3.5	1.19
ML-97	1816	13	4.29	1.19
ML-43	1815	14	2.80	1.19
ML-12	1893	14	4.62	1.19
ML-133	1813	14.4	1.44	1.19
ML-115	1843	28	.616	1.19
ML-96	1819	28	1.12	1.19
ML-33	757	28	1.68	1.19
ML-47	1829	28	1.96	1.19
ML-50	1820	28	2.8	1.19
ML-68	313	28	4.76	1.19
ML-11	1864	28	4.76	1.19
ML-103	1822	36	3.6	1.19
ML-130	1828	37.5	1.875	1.19
ML-92	1835	55	2.75	1.19



### #30 T-3-1/4 Wedge

S.E.E.S. #	Lamp #	Volts	Watts	M.O.L.
ML-24	259	6.3	1.575	1.06
ML-150	147	7	3.01	1.06
ML-93	161	14	2.66	1.06
ML-110	656	28	1.68	1.06
ML-57	657	28	2.24	1.06



### #31 T-4 Candelabra Screw


S.E.E.S. #	Lamp #	Volts	Watts	M.O.L.
ML-53	T-4	120	6	1.375
ML-52	T-4	130	6	1.375

## Lamps – By Figure #



## #32 T-4-1/2 Mini Screw

S.E.E.S. #	Lamp #	Volts	Watts	M.O.L.
ML-38	965	9.84	4.92	1.45



## #33 T-4-1/2 Candelabra Screw

## #34 T-4-1/2 Double Contact Bayonet

S.E.E.S. #	Lamp #	Volts	Watts	M.O.L.
ML-67	T-4-1/2, Fig. 33	130	4.5	1.375
ML-67A	T-4-1/2, Fig. 33	225-250	5-7	1.625
ML-44	T-4-1/2, Fig. 34	120	6	1.75
ML-41	T-4-1/2, Fig. 34	130	4	1.50
ML-40	T-4-1/2, Fig. 34	250	7	1.625
ML-40A	T-4-1/2, Fig. 34	250	7	1.75



## #35 T-5 Single Contact Bayonet Base

S.E.E.S. #	Lamp #	Volts	Watts	M.O.L.
ML-139	1434	4.0	13	1.75



## #36 T-6 Candelabra Screw

S.E.E.S. #	Lamp #	Volts	Watts	M.O.L.
ML-142	15T6	130	15.6	3.06



## #37 T-8 Candelabra Screw

## #38 T-8 Double Contact Bayonet

S.E.E.S. #	Lamp #	Volts	Watts	M.O.L.
ML-90	25T8, Fig. 37	115-125	25	2.625
ML-112	25T8, Fig. 38	10	5	3.00
ML-88	25T8, Fig. 38 Clear	115-125	25	2.625
ML-88A	25T8, Fig. 38 Frosted	115-125	25	2.625



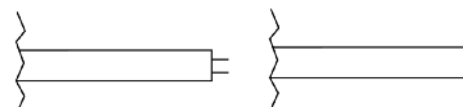
## #39 T-8 Intermediate Screw

S.E.E.S. #	Lamp #	Volts	Watts	M.O.L.
ML-90A	25T8N	120	25	2.625



## #40 TL-1-3/4

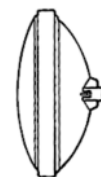
S.E.E.S. #	Lamp #	Volts	Watts	M.O.L.
ML-98	253	2.5	.875	.69
ML-111	253X	2.5	.875	.69



## #41 T-5 Midget Grooved Fluorescent

## #42 Lumiline Disc

S.E.E.S. #	Lamp #	Volts	Watts	M.O.L.
ML-136	F6T5/CW, Fig. 41	6	.882	9.00
ML-55	L40-IF, Fig. 42	120	40	11.75



## #43 2 Screw Terminal

S.E.E.S. #	Lamp #	Volts	Watts	M.O.L.
ML-144	4546	4.7	2.5	4.50




## #44 Neon Capsule

## #45 Cartridge Lamps

S.E.E.S. #	Lamp #	Volts	Watts	M.O.L.
ML-51	5T-N1, Fig. 44	125	.33	1.375
ML-79	5T-N2, Fig. 44	250	.33	1.375
ML-145	63-029-1R, Fig. 45	28	1.12	.75
ML-146	63-029-2G, Fig. 45	28	1.12	.75

# Lamp Holder Selection Guide

S.E.E.S. #	Description
DB-29	Lamp holder assembly for type T-1-3/4 subminiature wedge base lamp
WB-31	Lamp holder with two wire leads for miniature bayonet base lamps
WB-32	Lamp socket for miniature bayonet base lamps
APB-12	Lamp socket with leads for mini bayonet lamps
APB-14	Lamp socket for position indicator double contact bayonet base lamp
APB-15	Lamp socket for position indicator, T-2-1/2, miniature bayonet base lamp.
US-24	Lamp socket with two wire leads for miniature bayonet base lamps
DB-52A	Lamp holder assembly with resistor
DB-52B	Lamp holder as above but without resistor
DB-52C	Lamp holder assembly with resistor
DB-52D	Lamp holder as above but without resistor
DB-52E	Lamp holder for PSB lamps
MIS-198	Lamp socket for EPCO button assemblies
DB-52, OB-60	Lamp socket for T-1-3/4 subminiature wedge base lamps
MIS-147	Lamp Guard, metal clamp on guard for Car Top Inspection Station
MIS-147A	Lamp Guard, for Car Top Inspection ION/Plastic, 109789
ML-1A	Fastening clip, 34376



## LED Diagram

SEES Lamp Series	Replaces Incandescent	Multichip	Voltage	Lamp Type	Applications	Colors Available
ML-108-LED	85		28V	T1-3/4 (5mm) Subminiature Wedge Based LEDs	Position Indicator Buttons Elevator Floor Buttons Elevator Call Buttons	Red ● Orange ● Yellow ● White ○ Green ●
ML-4-LED	28PSB		28V	T2 #5 Telephone Slide Based LEDs	Position Indicator Buttons Elevator Floor Buttons Elevator Call Buttons	Red ●
ML-3-LED	48PSB		48V			Yellow ●
ML-1-LED	120PSB		120VAC			White ○
ML-83-LED	24MB		24V	T3 -1/4 (9mm) Miniature Bayonet Based LEDs	Position Indicator Buttons Elevator Floor Buttons Elevator Call Buttons	Red ●
ML-83A-LED	28MB/1819-1829		24V			Yellow ●
ML-83B-LED	48MB		48V			White ○
ML-6-LED	120MB		120VAC 120VDC			
ML-18-LED	6S6		120VAC	S6 Candelabra Screw Based LEDs	Position Indicator Buttons Elevator Floor Buttons Elevator Call Buttons	Red ● Yellow ● White ○
ML-159-LED-W	GBF/6435		12V	GBF/6435 Bayonet Base	Elevator Cabs	White ○
ML-140-LED-W	1383		12V	GBF/6435 Bayonet Base	Elevator Cabs	White ○
ML-169-LED-W	MR116		12VDC 12VAC	GBF/6435 Bayonet Base	Elevator Cabs	White ○
ML-161-LED-W	MR116		12VDC 12VAC	GBF/6435 Bayonet Base	Elevator Cabs	White ○
ML-27-LED-W	60RB		12V	60 RB LED w/ white lamp	Position Indicator Buttons	White ○

### FEATURES

- Maintenance free, easy installation
- Long life 100,000 + hrs (10 Years)
- Solid-state, high shock/vibration resistance
- Built-in current limiting resistors
- Low power consumption, high intensity
- Major reduction in heat generation

### OPTIONS

- Special voltages
- Industry standard bases
- Bi-Color configuration
- Flashing



## Load Weighing




LW-LI2



LW-LI4A



LW-LI1A




LW4202

S.E.E.S. #	Description
LW4201	<b>K-Weigh</b> , Analog Output, Single Sensor
LW4201ACS4	<b>K-Weigh</b> , Four Set-Point Output Single Sensor with auto cable compatible
LW4201S4	<b>K-Weigh</b> , Four Set-Point Output Single Sensor
LW4202	<b>K-Weigh</b> , Analog Output, Dual Sensor
LW-AB	<b>Alarm</b> , Bell
LW-LI2	<b>Load Limit</b> , Indicator Light
LW-SITK	<b>Tool Kit</b> , Sensor Installation
LW-LI1A	<b>Overload Indicator</b> , with alarm buzzer, 1 light
LW-LI4A	<b>Overload Indicator</b> , with alarm buzzer, 4 lights (50%, 80%, 100%, overload)

## Motors – Door Operator



DDO-31



DDO-31E



GDO-24



HDO-5



GDO-24D




S.E.E.S. #	O.E.M. #	Description
DDO-31	9746602	<b>Motor</b> , Door Operator, 1/6 HP, 1140 RPM, 230VDC, permanent magnet
DDO-31E	9801704 141707	<b>Motor</b> , Door Operator, 1/6 HP, 1140 RPM, 115VDC, permanent magnet, uses DCH-18
GDO-24	MOD Type	<b>Motor</b> , Door Operator, 1/6 HP, 1140 RPM, 230VDC, MOD Type, Shunt wound
GDO-24B	MOM Type	<b>Motor</b> , Door Operator, 1/4 HP, 1150 RPM, 230VDC, MOM Type, Shunt wound
GDO-24C	MTR-0009M	<b>Motor</b> , Door Operator, 1/4 HP, 1140 RPM, 230VDC, permanent magnet
GDO-24D	MTR-0008N-PM	<b>Motor</b> , Door Operator, 1/6 HP, 1140 RPM, 230VDC, MOD Type, permanent magnet
HDO-5	3-40144-36	<b>Motor</b> , Door Operator, T-1, 1/4 HP, 1140 RPM, 230VDC, uses HCB-5 brush





# Motors



S.E.E.S. #	O.E.M.#	Description
HDO-5A	3-40196-50	Motor, Door Operator, T-H 1/2 HP, 1140 RPM , 230VDC,
HS-3	3-26123-00	Motor, Selector, Vernier B1, .4 Amps, 72 RPM, 120VAC
HS-3A	3-26123-12	Motor, drive motor, Vernier B1 72RPM 230-240VAC
MDO-29	MA1555 MA1604	Motor, Door Operator, 1/6 HP, 1140 RPM, 230 VDC, type NC 0-55, 6 wire lead, 5/8" shaft diameter
MDO-29A	49743	Motor, Door Operator, permanent magnet, 1/6 HP, 1140 RPM, 24 VDC, 3-1/4" diameter, 8-1/2" L, uses MCB-10 brush
MDO-29C	19144	Motor, Door Operator, 1/3 HP, 115-230 VDC, 3450 RPM, dampening, FT Mount
ODO-75	6333AJ1 6333AL1	Motor, Door Operator, 1/2 HP, 115-230 VDC, 1750 RPM, 1/2" shaft, 1/8" key
ODO-75A	6333BX1	Motor, Door Operator, 32 oz/ft, 230VAC, 900 RPM, 60 cycle, single phase
ODO-75B	6333AM1	Motor, Door Operator, 32 oz/ft, 230VAC, 900 RPM, 60 cycle, 3 phase
ODO-75C	6333CC2	Motor, Door Operator, Gear Assy., 69 RPM, 90VDC, 190in./lb. torque
ODO-75D	6333CC1	Motor, Door Operator, 100-110 RPM, 90 VDC, 190in./lb. torque
OS-70	A6333E1	Motor Selector, 60VDC
WDO-61	681A554H01 146A444H01	Motor, Door Operator, 1/6 HP, 2000 RPM ,125VDC, 1.3 Amp, shunt wound
WDO-61F	151B420G01	Motor, Door Operator, 1/6 HP, 2000 RPM 125VDC, 1.3 Amp, shunt wound, WDO-61 with pulley, 16 teeth
WDO-61G	692B863G01	Motor, Door Operator, 1/6 HP, 1150 RPM 170VDC, 1.3 Amp, permanent magnet
WDO-61J	7285C56H01	Motor, Schindler Door 1/6HP, 1140RPM
WRP-46	569A803H01	Motor, Tach generator, 30VDC
WRP-46A	198C030H02	Motor, Tach generator 60VDC
WS-13	T4823G09	Motor, Selector, SN, 1/30 HP, 125V, 32F, 2765 RPM, uses WCB-68 brush
WS-13A	151B417H01	Motor, Selector, 1/15 HP, 125 VDC, 1950 RPM, uses WCB-66A brush
FDM-001	VF00.C000	Motor, Fermator door operator, 900 RMP 250 Watt 125-78/40 Volts, MODVVVF
PDO-001	056910M	Door Motor, Peele 900/450Rpm 200/220 VAC



## Motors – Submersible and Dry Pumps



HYSM-001 thru -010



HYDM-001 thru -020

### Submersible Pump Motors

S.E.E.S. #	Description		
HYSM-001	Motor, Hydraulic Submersible Pump 20 H.P., 3900 RPM	200V, 80S	
HYSM-002	Motor, Hydraulic Submersible Pump 20 H.P., 3900 RPM	230-460V, 80S	
HYSM-003	Motor, Hydraulic Submersible Pump 25 H.P., 3900 RPM	200V, 80S	
HYSM-004	Motor, Hydraulic Submersible Pump 25 H.P., 3900 RPM	230-460V, 80S	
HYSM-005	Motor, Hydraulic Submersible Pump 30 H.P., 3900 RPM	200V, 80S	
HYSM-006	Motor, Hydraulic Submersible Pump 30 H.P., 3900 RPM	230-460V, 80S	
HYSM-007	Motor, Hydraulic Submersible Pump 40 H.P., 3900 RPM	200V, 80S	
HYSM-008	Motor, Hydraulic Submersible Pump 40 H.P., 3900 RPM	230-460V, 80S	
HYSM-009	Motor, Hydraulic Submersible Pump 50 H.P., 3900 RPM	200V, 80S	
HYSM-010	Motor, Hydraulic Submersible Pump 50 H.P., 3900 RPM	230-460V, 80S	
HYSM-011	Motor, Hydraulic Submersible Pump 15 H.P.	200V, 80S	
HYSM-012	Motor, Hydraulic Submersible Pump 15 H.P.	230-460V, 80S	
HYSM-A01	<b>Flange Adaptor Plate, Motor to Pump 8-1/8" to 10-1/4"</b>		

### Dry Pump Motors

S.E.E.S. #	Description		
HYDM-001	Motor, Hydraulic Dry Pump, frame A184T	7.5 H.P., 1800 RPM	200V, 80S
HYDM-002	Motor, Hydraulic Dry Pump, frame S213T	10 H.P., 1800 RPM	200V, 80S
HYDM-003	Motor, Hydraulic Dry Pump, frame S213T	10 H.P., 1800 RPM	230-460V, 80S
HYDM-004	Motor, Hydraulic Dry Pump, frame H213T	15 H.P., 3600 RPM	230-460V, 80S
HYDM-005	Motor, Hydraulic Dry Pump, frame D215T	15 H.P., 1800 RPM	200V, 80S
HYDM-006	Motor, Hydraulic Dry Pump, frame D215T	15 H.P., 1800 RPM	230-460V, 80S
HYDM-007	Motor, Hydraulic Dry Pump, frame H215T	20 H.P., 3600 RPM	230-460V, 80S
HYDM-008	Motor, Hydraulic Dry Pump, frame S254T	20 H.P., 1800 RPM	200V, 80S
HYDM-009	Motor, Hydraulic Dry Pump, frame S254T	20 H.P., 1800 RPM	230-460V, 80S
HYDM-010	Motor, Hydraulic Dry Pump, frame H254T	25 H.P., 3600 RPM	230-460V, 80S
HYDM-011	Motor, Hydraulic Dry Pump, frame S256T	25 H.P., 1800 RPM	200V, 80S
HYDM-012	Motor, Hydraulic Dry Pump, frame S256T	25 H.P., 1800 RPM	230-460V, 80S
HYDM-013	Motor, Hydraulic Dry Pump, frame S256	30 H.P., 3600 RPM	230-460V, 80S
HYDM-014	Motor, Hydraulic Dry Pump, frame S284T	30 H.P., 1800 RPM	200-460V, 80S
HYDM-015	Motor, Hydraulic Dry Pump, frame S284T	30 H.P., 1800 RPM	230-460V, 80S
HYDM-016	Motor, Hydraulic Dry Pump, frame E284T	40 H.P., 3600 RPM	230-460V, 80S
HYDM-017	Motor, Hydraulic Dry Pump, frame S286T	40 H.P., 1800 RPM	200V, 80S
HYDM-018	Motor, Hydraulic Dry Pump, frame S286T	40 H.P., 1800 RPM	230-460V, 80S
HYDM-019	Motor, Hydraulic Dry Pump, frame S324T	50 H.P., 1800 RPM	200-208V, 80S
HYDM-020	Motor, Hydraulic Dry Pump, frame S324T	50 H.P., 1800 RPM	230-460V, 80S

## Motor Generator Filters

Now Available from SEES


*The filters that have benefited major elevator companies for years.*

These filters utilize a special material to allow the free flow of air needed to cool the motor generator while trapping all of the carbon dust.

The filters attach using very strong 3M hook and loop fastener system. They are easily installed and replaced by the mechanic. Provides up to 12 times the cost savings in labor and failed circuit boards by installing and maintaining these filters on motor generators.

### BENEFITS

- Reduce cost
- Machine room cleanliness
- No more dust transfer to the rest of the building
- Keeps building owners happy and helps prolong maintenance contracts
- Reduce air pollution of mechanics and building occupants



## General Electric

S.E.E.S. #	Frame Size	Cross Ref. Frame	Cubes	Panels
MIS-FLT-GE95	95		4 Cubes	1 Panel
MIS-FLT-GE20	20	D36-11	1 Cube	
MIS-FLT-GE821	821A96AB		2 Cubes	
MIS-FLT-GE364	GE 364Y		1 Cube	1 Pad
MIS-FLT-GE368	CD368AY		1 Cube	1 Pad
MIS-FLT-GE409	CD409AT		1 Cube	1 Pad
MIS-FLT-GE863	5LY863-HM		1 Cube	
MIS-FLT-GE865	5LY865B-2		1 Cube	1 Pad
MIS-FLT-GE820	5LY820-D47		4 Cubes	2 Pads
MIS-FLT-GE817	5LY817-062		4 Cubes	2 Pads
MIS-FLT-GE3265	H3265		1 Cube	2 Pads

## Imperial

S.E.E.S. #	O.E.M. #	Frame Size	Cross Ref. Frame	Cubes	Panels
MIS-FLT-IM280		280T	286A	2 Cubes	2 Panels
MIS-FLT-IM284		284A		2 Cubes	2 Panels
MIS-FLT-IM286	AAA737N70/N69	286A	280T	2 Cubes	2 Panels
MIS-FLT-IM320	AAA737N72/N71	320A-T	324A-T	2 Cubes	2 Panels
MIS-FLT-IM324	AAA737N72/N71	324A-T	320A-T	2 Cubes	2 Panels
MIS-FLT-IM326		326		2 Cubes	2 Panels
MIS-FLT-IM360	AAA737N73	360T	366T, 367, 368A, 407A, 409A	2 Cubes	2 Panels
MIS-FLT-IM365	AAA737N74	365T	368A, 407A	2 Cubes	
MIS-FLT-IM366	AAA737N73/N77	366	360T, 367, 368A, 407A, 409A	2 Cubes	2 Panels
MIS-FLT-IM367	AAA737N73/N77	367T	360T, 366, 368A, 407A, 409A	2 Cubes	2 Panels
MIS-FLT-IM368	AAA737N73/N77	368A	360T, 366, 367, 409A	2 Cubes	2 Panels
MIS-FLT-IM405		405Y		2 Cubes	2 Cubes
MIS-FLT-IM407	AAA737N73/N77	407A	360, 366, 367T, 368A, 409A	2 Cubes	2 Panels
MIS-FLT-IM409	AAA737N73/N77	409A	360, 366, 367T, 407A	2 Cubes	2 Panels
MIS-FLT-IMD37		D37Y		1 Belly Band	2 Panels
MIS-FLT-IMD37BB		D37Y BB		2 Cubes	2 Panels
MIS-FLT-IMD45		D45Y		1 End Cube	2 Bottom Cubes

## Leroy Somer

S.E.E.S. #	O.E.M. #	Frame Size	Cross Ref. Frame	Cubes
MIS-FLT-LS280		280		1 Wrist Band
MIS-FLT-LS375		375		1 Wrist Band
MIS-FLT-LS50R	AAA737N75	LS50 REV.		1 End Cube
MIS-FLT-LS500		500		1 Wrist Band
MIS-FLT-LS57R	AAA737N76	LS57 REV.		1 End Cube
MIS-FLT-LS64	AAA737N68	64	W64	1 Wrist Band
MIS-FLT-LS46	AAA737N67	46	W46	1 Wrist Band
MIS-FLT-LS183GHA		183 GHA		1 Cube
MIS-FLT-LS183GHE		183 GHE		1 Cube
MIS-FLT-186GH		186 GH		1 Cube



## Motor Generator Filters

### Reliance

S.E.E.S. #	Frame Size	Cubes
MIS-FLT-RE75	75	4 Cubes
MIS-FLT-RE100	100	6 Cubes
MIS-FLT-RE150	150	6 Cubes
MIS-FLT-RE50/60	50/60	6 Cubes

### Westinghouse

S.E.E.S. #	Frame Size	Cross Ref. Frame	Cubes	Panels
MIS-FLT-WH113-10.5	113-10.5		4 Cubes	
MIS-FLT-WH113-7.5	113-7.5		4 Cubes	
MIS-FLT-WH123	123		4 Cubes	
MIS-FLT-WH143	143		4 Cubes	
MIS-FLT-WH153	153		4 Cubes	
MIS-FLT-WH2810A	2810A		4 Cubes	1 Panel
MIS-FLT-WH286A	286A		4 Cubes	1 Panel
MIS-FLT-WH3609	3609		4 Cubes	1 Panel
MIS-FLT-WH3609L	3609L		1 Wrist Band	
MIS-FLT-WH3609.5	3609.5		4 Cubes	1 Panel + add Panel
MIS-FLT-WH3609A	3609A		4 Cubes	1 Panel
MIS-FLT-WH3609L	3609L		1 Wrist Band	
MIS-FLT-WH405	405	W 44	4 Cubes	
MIS-FLT-WH44	44	W405	4 Cubes	
MIS-FLT-WH444	444		4 Cubes	1 Panel
MIS-FLT-WH444A	444A		4 Cubes	1 Panel
MIS-FLT-WH444L	444L	LS 64, W 64	1 Wrist Band	
MIS-FLT-WH44BH	44BH		4 Cubes	
MIS-FLT-WH45	45	W63AY	4 Cubes	
MIS-FLT-WH46	46	LS 46	1 Wrist Band	
MIS-FLT-WH5010A	5010A		4 Cubes	1 Panel
MIS-FLT-WH5012A	5012A		4 Cubes	1 Panel
MIS-FLT-WH5014A	5014A		4 Cubes	1 Panel
MIS-FLT-WH504A	504A		2 Cubes	2 Panels
MIS-FLT-WH587	587	W685	4 Cubes	1 Panel
MIS-FLT-WH63.9	63.9		4 Cubes	
MIS-FLT-WH63-9A	63-9A		4 Cubes	
MIS-FLT-WH63A	63A		4 Cubes	
MIS-FLT-WH63AH	63AH	63AY, W-45	4 Cubes	
MIS-FLT-WH63AY	63AY	W-45	4 Cubes	
MIS-FLT-WH64	64	LS64	1 Wrist Band	
MIS-FLT-WH64AY	64AY		4 Cubes	
MIS-FLT-WH66-9A	66-9A		4 Cubes	
MIS-FLT-WH685A	685A	W587	4 Cubes	1 Panel

### Westinghouse Exciters

S.E.E.S. #	Frame Size	Cross Ref. Frame	Cubes	Panels
MIS-FLT-WH256E	256E		4 Cubes	1 Panel
MIS-FLT-WH444E	444E	W3609E	4 Cubes	1 Panel
MIS-FLT-WH3609E	3609E	W444E	4 Cubes	1 Panel

## Motor Generator Filters

### Dover

S.E.E.S. #	Frame Size	Cross Ref. Frame	Cubes	Panels
MIS-FLT-DR105	D-GD105-HM		1 Cube	
MIS-FLT-DR240	D-GD240-HM		1 Cube	
MIS-FLT-DR1500	D1500		1 Crescent	
MIS-FLT-DR2500AC	2500AC		1 Cube	
MIS-FLT-DR2500DC	2500DC		1 Cube	
MIS-FLT-DR3500DC	3500DC		1 Cube	
MIS-FLT-DR3500AC	3500AC		1 Pad	
MIS-FLT-DR750	750		1 Cube	
MIS-FLT-DR3611	D3611	GD3650, GD406, GE0020	1 Cube	
MIS-FLT-DR6350	D6350		1 Cube	
MIS-FLT-DR36504	36504HM		1 Cube	1 Pad
MIS-FLT-DR5000	5000		1 Cube	

### Otis

S.E.E.S. #	O.E.M. #	Frame Size	Cross Ref. Frame	Cubes	Panels
MIS-FLT-OT2B	AAA737N15	2B			1 Pad
MIS-FLT-OT5B	AAA737N21	5B			1 Pad
MIS-FLT-OT63		63	63	1 Crescent	
MIS-FLT-OT71	AAA737N71\82	71	0-82	1 Cube	10 Pads
MIS-FLT-OT71S		71S (SHORT)	082S	1 Cube	
MIS-FLT-OT82	AAA737N71\82	82	071	1 Cube	10 Pads
MIS-FLT-OT82S		82S (SHORT)	071S	1 Cube	
MIS-FLT-OT95		95		1 Crescent	
MIS-FLT-OT115		115		1 Crescent	
MIS-FLT-OT02091		02091F3		1 Wristband	

### US

S.E.E.S. #	Frame Size	Cross Ref. Frame	Cubes	Panels
MIS-FLT-US324	324		2 Cubes	2 Panels
MIS-FLT-US326	326		1 Cube	
MIS-FLT-US366	366		1 Cube	

### General Dynamics

S.E.E.S. #	Frame Size	Cross Ref. Frame	Cubes	Panels
MIS-FLT-GD406	406	GD3650, D3611	1 Cube	
MIS-FLT-UGD3650	3650	GD406, D3611	1 Cube	

### All Styles

S.E.E.S. #	Description
MIS-FLT-V25	Velcro, 25' roll
MIS-FLT-BBS	Blowout Bag, small for motor generators
MIS-FLT-BBM	Blowout Bag, medium for motor generators
MIS-FLT-BBL	Blowout Bag, large for motor generators
MIS-FLT-EP	Panel Filter, for electrical compartment, 12" x 16" x 1" self sealing
MIS-FLT-R3	Particulate removal element for kidney loop systems

## Contact Kits



CKAB-11



CKAB-4



CKARO-1




CKAH-1



CKCH-12



CKCH-13



CKF-1



CKF-3



CKF-5

## Contact Kits for Allen Bradley

S.E.E.S. #	O.E.M. #	Size
CKAB-1	Z-21101	00, 2 Pole Series K
CKAB-2	Z-21102	00, 3 Pole
CKAB-3	Z-21103	00, 4 Pole
CKAB-4	Z-34037	0, 1 Pole
CKAB-5	Z-34038	1, 1 Pole
CKAB-6	Z-34039	2, 1 Pole
CKAB-7	Z-34040	3, 1 Pole
CKAB-8	Z-34041	4, 1 Pole
CKAB-9	40410-331-51	0, 1 Pole Bulletin 500
CKAB-10	40410-331-52	1, 1 Pole
CKAB-11	40420-322-51	2, 1 Pole
CKAB-12	40430-300-51	3, 1 Pole
CKAB-13	40440-300-51	4, 1 Pole
CKAB-14	42450-805-01	5, 1 Pole

## Contact Kits for Aromat

S.E.E.S. #	O.E.M. #	Size, Poles	Contact Size Movable / Stationary
CKARO-1	BM6-35-901	1++ 3 P	1-1/2 x 1/4 / 1 3/8 x 1/2
CKARO-2	BM6-50-901	2+ 3 P	1-1/2 x 1/4 / 1-3/8 x 1/2
CKARO-3	BM6-65-901	2++ 3 P	1-7/8 x 3/16 / 1-7/16 x 5/8
CKARO-4	BM6-80-901	3 3 P	1-7/8 x 3/16 / 1-7/16 x 5/8
CKARO-5	BM6-85-901	3+ 3 P	1-7/8 x 1/4 / 1-3/4 x 5/8
CKARO-6	BM6-190-901	4+ 3 P	2-3/4 x 5/8 / 1-9/16 x 7/8

## Contact Kits for Arrow Hart

S.E.E.S. #	O.E.M. #	Size
CKAH-1	37640-301, Model 1-64	2, 1 Pole
CKAH-2	38640-301, Model 1-64	3, 1 Pole

## Contact Kits for Cutler Hammer

S.E.E.S. #	O.E.M. #	Size
CKCH-12	6-27-2	Size 5, 3 Pole Kit
CKCH-13	6-43-2	Size 3 / m # 6-43-2
CKCH-20	6-36-2	Series B1, 200A

## Contact Kits for Furnas

S.E.E.S. #	O.E.M. #	Size	Contact Size Movable / Stationary
CKF-1	75FB14A	Size 2, 1 Pole	1-15/16 x 1/2 / 1-15/16 x 1/2
CKF-2	9790172	Size 2-1/2, 1 Pole	1-15/16 x 1/2 / 1-15/16 x 1/2
CKF-3	75HB14	Size 3, 1 Pole	2-1/8 x 3/8 / 1-1/2 x 1/2
CKF-4	75B14	Size 3-1/2, 1 Pole	2-1/8 x 3/8 / 1-1/2 x 1/2
CKF-5	75JB14	Size 4, 1 Pole	2-1/8 x 3/8 / 1-3/4 x 3/16



# Contact Kits



CKF-6



CKF-8



CKF-9



CKF-10



CKF-11



CKF-12



CKF-13



CKF-14




CKF-15




CKF-16



DCK-2



DCK-3



CKS-11

## Contact Kits for Furnas

S.E.E.S. #	O.E.M. #	Size	Contact Size - Movable / Stationary
CKF-6	75RB14	Size 4-1/2, 1 Pole	3 x 1 / 3/4 x 1 x 3
CKF-7	75KB14	Size 5, 1 Pole	3-3/8 x 1-1/32 / 3/4 x 1-1/32 x 3
CKF-8	75DF14	Size 1, 1 Pole	1-1/4 x 3/8 / 1-7/16 x 3/8, 1-13/16 x 3/8
CKF-9	75EF14	Size 1-3/4, 1 Pole	1-1/4 x 3/16 / 1-3/16 x 3/16
CKF-10	75FF14	Size 2, 1 Pole	1-1/2 x 3/16 / 1-3/8 x 3/8
CKF-11	75FP14	Size 2, 1 Pole	1-1/2 x 3/16 / 1-3/4 x 1/4
CKF-12	75GF14	Size 2-1/2, 1 Pole	1-15/16 x 1/2 / 1-3/8 x 3/8
CKF-13	75GP14	Size 2-1/2, 1 Pole	1-1/2 x 5/16 / 1-3/4 x 3/8
CKF-14	75HF14	Size 3, 1 Pole	1-3/4 x 5/16 / 1 x 1/2
CKF-15	75IF14	Size 3-1/2, 1 Pole	1-7/16 x 1/2 / 1 x 1/2
CKF-16	75HF15	Size 3, 1 Pole	1-1/8 x 1/2 / 1 x 1/2
CKF-17	75JG14	Size 4, 1 Pole	1-3/4" x 5/8" / 1-1/8" x 5/8"

S.E.E.S. #	O.E.M.#	Description
DCK-1	9955045	Auxiliary Contact, Furnas 49D54682NO
DCK-2	9790317	1 Pole Contact Kit, Furnas 75NB41
DCK-3	9790123	1 Pole Contact Kit, Furnas 75FE42

## Contact Kits for Seimens

S.E.E.S. #	O.E.M. #	Size
CKS-01	SIE7440CK	3Pole for Siemens 3TF44 32A
CKS-02	SIE7460CK	3Pole for Siemens 3TF46 SIZE 2
CKS-03	SEI7470CK	3Pole for Siemens 3TF47 SIZE 2+
CKS-04	SEI7480CK	3Pole for Siemens 3TF48 SIZE 3
CKS-05	SIE7520CK	3Pole for Siemens 3TF52 SIZE 4
CKS-06	SIE6440CK	3Pole for Siemens 3TB44 SIZE 1&2
CKS-07	SIE6460CK	3Pole for Siemens 3TB46 SIZE 2
CKS-08	SIE6480CK	3Pole for Siemens 3TB48 SIZE 3
CKS-09	SIE6500CK	3Pole for Siemens 3TB50 150 AMP
CKS-10	SIE6520CK	3Pole for Siemens 3TB52 200 AMP
CKS-11	3RT1936-6A 3RT1036-A	3Pole Siemens Size 2, 50 Amp 3RT series

## Contact Kits



CKLG-1



CKLG-4



CKLG-5



CKLG-6



CKLG-7



CKM-2



CKM-3



WRP-47



WRP-49

### Contact Kits for LG Industrial Systems

#### S.E.E.S. # Description

<b>CKLG-1</b>	3 Pole, Contact Kit for GMD/C-40
<b>CKLG-4</b>	3 Pole Main Contact Kit for GMD/C-75
<b>CKLG-5</b>	3 Pole Main Contact Kit for GMD/C-85
<b>CKLG-6</b>	3 Pole Main Contact Kit for GMD/C-100
<b>CKLG-7</b>	3 Pole Main Contact Kit for GMD/C-150
<b>CKLG-8</b>	3 Pole Main Contact Kit for GMD/C-220
<b>CKLG-9</b>	3 Pole Main Contact Kit for GMD/C-125
<b>CKLG-10</b>	4 Pole Main Contact Kit for GMC-22/4

### Contact Kits for Mitsubishi

S.E.E.S. #	O.E.M. #	Description	Movable Contact	Stationary Contact
<b>CKM-1</b>	BH569N300	Size 2, 3 Pole	1-1/2 x 3/16	7/8 x 5/16
<b>CKM-1A</b>		Size 2, 3 Pole		
<b>CKM-2</b>	BH559N301	Size 2-1/2, 3 Pole	1-1/2 x 3/16	1-3/16 x 1/4
<b>CKM-3</b>	BH569N301	Size 3, 3 Pole	1-1/2 x 3/16	7/8 x 5/16

### Contact Kits for Westinghouse

S.E.E.S. #	O.E.M.#	Description
<b>WRP-47</b>	373B331G12, 26280602	Size 2, 3 Pole
<b>WRP-48</b>	626B187G13, 276A284G02	Size 3, 3 Pole
<b>WRP-49</b>	626B187G17, 626B198G17, 26280461	Size 4, 3 Pole

### Contact Kits for Ward Leonard

S.E.E.S. #	O.E.M.#	Description
<b>PR-44</b>	Kit 330	Size 3, 1 Pole
<b>WRP-49A</b>	811C985H06	Size 2, 1 Pole
<b>CKS-11</b>		Size 3, 3 Pole, 50 Amp 3RT series




## Contact Kits



CKGE-11

### Contact Kits for General Electric

S.E.E.S. #	O.E.M. #	Description
CKGE-1	232AG724G009	Size 6, 3 Pole
CKGE-2	232AG724G011	Size 6, 2 Pole
CKGE-3	546A300G002	Size 0, 4 Pole
CKGE-4	546A300G010	Size 0, 4 Pole
CKGE-5	546A301G002	Size 1, 4 Pole
CKGE-6	546A301G053	Size 1, 4 Pole
CKGE-7	546A780G002	Size 2, 3 Pole
CKGE-8	546A780G051	Size 2, 3 Pole
CKGE-9	55153677G01	Size 3, 1 Pole
CKGE-10	551536776002	Size 3, 3 Pole
CKGE-11	55153678G002	Size 4, 3 Pole
CKGE-12	55154607G002	Size 5, 3 Pole
CKGE-13	55754607G041	Size 5, 3 Pole
CKGE-14	GE CL05	4Pole 30HP
CKGE-15	GE CL06	3Pole 30HP
CKGE-16	GE CL07	3Pole 40HP
CKGE-16A	GE CL07	4Pole 40HP
CKGE-17	GE CL08	3Pole 50HP
CKGE-17A	GE CL08	4Pole 50HP
CKGE-18	GE CL09	3Pole 60HP
CKGE-19	GE CL09	3Pole 75HP
CKGE-20	GE CL10	3Pole 100HP
CKGE-21	Contact Kit, GE CR7CJ/CR7CK 3 Pole Kit 56-73 Amp Contactors.	



CKGE-5



CKGE-19



GEN-C1

GEN-C2


GEN-C3

### Contacts for General Elevator

S.E.E.S. #	Description
GEN-C1	<b>Copper Contact Assembly</b> , Contact pad 1-1/8" sq., Contact Holder 3-1/4" O.L. with 12" L shunt, 1/4" mounting hole
GEN-C2	<b>Contact Assembly</b> , Contact blade 1-1/2" O.L. with 6" shunt and 1/2" diameter Contact Pad
GEN-C3	<b>Metal Graphite Block</b> , 1-1/16" x 1" with mounting hole

### Contact Kits for Joslyn Clark


S.E.E.S. #	O.E.M. #	Description
JC-3A	KTM31-1	Size 00-0-1, 3 Pole
JC-3	KTM32-1	Size 2 Starter
JC-4	KTM33-1	Size 3 Starter



JC-3A



## Brushes



S.E.E.S. #	O.E.M. #	Description/Application	Thick.	Width	Length
MIS-154		G.E. Generator Brush	1/4"	1"	1-1/2"
MIS-155		Keystone Carbon contact	1"	1"	1"
MIS-156	34630	CJ Anderson, Carbon Contact	1"	1"	1-1/4"
MIS-156A	34626	Copper Contact, for MIS-156, CJ Anderson	1"	1"	1"
MIS-193		Payne Generator Brush	5/16"	1"	1"
MIS-162	22311233	Imperial Graphite Brush, G-19	5/16"	1-1/4"	1-1/2"
MIS-162A	22311232	Imperial Carbon Brush	5/16"	1-1/4"	1-1/2"
MIS-162B		Imperial Carbon Brush	1/4"	1"	1-1/4"
MIS-191		Imperial Generator Brush	3/8"	1"	1-1/8"
MIS-153		G.E. Generator Brush	3/8"	1"	2"
MIS-164		Imperial Generator Brush	3/8"	1-1/4"	1-1/2"
MIS-164A		Imperial Generator Brush	3/8"	1-1/4"	2"
MIS-164B		Imperial Generator Brush, E-22	3/8"	1-1/4"	2"
MIS-164C	A03936	Imperial Generator Brush, 09011102	3/8"	1"	1-1/2"
LBS-001	GH183	L/S Brush, Gen 240VDC 62.5A,15KW	.315"	.787"	1.260"
MIS-190		Imperial Generator Brush	3/8"	1-1/2"	2"
MIS-163		G.E. Generator Brush	1/2"	1"	2"
MIS-172		Carbon Brush	1/2"	1-1/4"	2"
MIS-177		G.E. Generator Carbon Brush	5/8"	1-1/4"	2-1/4"
LSB-001	GH183	Leroy Somer, Generator Brush 15KW @ 62.5 AMP	.315"	.787"	1.260"
LSB-001	GH 183	Leroy Somer, MG Brush			



## Coils


S.E.E.S.#	O.E.M.#	Description
MIS-205	S-651	EECO Coil, 110VAC, UV7
MIS-205A	S-652	EECO Coil, 208VAC, UV7
MIS-205B	S-653	EECO Coil, 220VAC, UV7
MIS-205C	S-752	EECO Coil, 110VDC, UV7
MIS-205D	S-753	EECO Coil, 220VDC, UV7
MIS-205F	S463	EECO Coil, 230VAC, UV5
MIS-205G	S-461	EECO Coil, 1110VAC, UV5
MIS-212	208200	Maxton Coil, Red,110VAC
MIS-213	208100	Maxton Coil, Black, 115VDC
MIS-214	208000	Maxton Coil, Green, 208/ 220/ 240VAC
MOC-1	C-3, 1009768	Monarch Coil, 9K Ohms
MOC-2	C-4	Monarch Coil, 3.7 Ohms
MOC-3	C-7, CR6053-7	Monarch Coil, 1,680 Ohms
MOC-4	C-9	Monarch Coil, 650 Ohms
MOC-5	C-13, 1-00-9798	Monarch Coil, 2,420 Ohms
MOC-6	C-2	Monarch Coil, 105 Ohms
WTC-01	TA-4310	Watson Coil, 3500 Ohms



# Printed Circuit Boards

## Wiggers

S.E.E.S. #	O.E.M. #	Description
WIPC-001	24870	PC Board, Low Oil and Door Timer Board 24V



WIPC-001

## Rectifiers




MIS-203



MIS-204



MIS-204C




MIS-204A



MIS-204B



MIS-204D



MIS-204E

S.E.E.S. #	Description
MIS-203	Rectifier, Single phase, 5-6 amps, plug in silicon, tube type base (Payne K7822)
MIS-203A	Rectifier, 3 phase 8 pin octal plug
MIS-204	Rectifier, 8 amp, silicon bridge "candy bar" rectifier
MIS-204A	Rectifier, 3 Phase, PC Board replacement for MIS-204
MIS-204B	Rectifier, 600V, 35 amp
MIS-204C	Rectifier, Omniphase 400V, 6 amp
MIS-204D	Rectifier, 3 Phase, 600V, 27.5 amp

S.E.E.S. #	O.E.M. #	Description
MIS-204E	PSD95/12	Rectifier, 140 AMP/1200 VAC max 3 PH bridge
MIS-204EA	Z575LA80A CKE	Surge Suppressor, for MIS-204E



MIS-204EA




## Relay Testers




MIS-301UT


Case Included




MIS-301UT1



MIS-301UT2




MIS-301UT4




MIS-301UT5




MIS-301UT6




MIS-301UT7




MIS-301UT8



MIS-301UT10



MIS-301UT11



MIS-301UT12



MIS-301UT13



MIS-300T



MIS-301T



MIS-301UTF-C  
MIS-301UTF


S.E.E.S. #	Description
MIS-301UT	Relay Tester, universal, with case VAC/VDC, boards not included
MIS-301UT1	936-003702 Relay, P&B R1- series
MIS-301UT2	936-003703 Relay, KU series 2/3 pole
MIS-301UT3	N2878B Board, lamp test
MIS-301UT4	936-003712 Relay, Omron MY type, 2/4 pole
MIS-301UT5	936-003713 Relay, Omron LY type, 2 pole
MIS-301UT6	936-003714 Relay, HRP-4BB/4BA
MIS-301UT7	936-003730 Relay, IBM 4-12PDT, 45 VDC
MIS-301UT8	936-003731 Relay, solid state, plug in
MIS-301UT9	Relay Test Board, Card insert I/O module relays
MIS-301UT10	Relay Test Board, I/O module for DRP-22H, DRP-22C, DRP-22F
MIS-301UT11	Relay Test Board, I/O module for DRP-22B & DRP-22G
MIS-301UT12	Relay Test Board, LY4N relay tester
MIS-301UT13	Test Board, Motion Control 100VDC Safety Relay
MIS-300T	Relay Tester. Hall effect, non contact LED relay tester. Ideal for "ice cube" relays. Works with all voltages and currents.
MIS-301T	Universal Relay Tester. For IBM style relays.
MIS-301UT-IBM	IBM Tester kit, MIS-301UT with IBM test card
MIS-301UTF	Main Fuse, SEES relay tester 500MA
MIS-301UTF-C	Coil Fuse, SEES relay tester 250MA
MIS-310	EEPROM Memory Copier
MIS-311	EEPROM Eraser with Timer
MIS-312	A835RPLBOX PCB, EDR assembly with box*
MIS-301UTK	Tester Kit, Universal multi-volt relay tester with lamp test fixture and carrying case. Tests 2-12 pole relays including the following : P&B R1 relays, KU Series 2 and 3 pole relays, Omron MY/LY relays, Haughton 6 pole relays, IBM relays, Input/Output modules.
	Boards included, MIS-301UT1, MIS-301UT2, MIS-301UT4, MIS-301UT5, MIS-UT6, MIS-UT7 and MIS-UT11

# Relays


## 4 Pole Plug-in "Ice Cube" Relays

S.E.E.S. #	O.E.M. #	Description
PR-63	156-14-B200, KHU17D12-12	12VDC 4 PDT Dust Cover
PR-12B	156-24-P2LC	12VAC 4 PDT Dust Cover w/ Pushbutton & Light
PR-64	156-14-C100, KHU17D11-24	24VDC 4 PDT Dust Cover
PR-64A	156-14-D200, KHU17D12-48	48VDC 4 PDT Dust Cover
PR-64B	156-14-D2LC	48VDC 4 PDT Dust Cover w/ Pushbutton & Light
PR-65	156-14-C200, KHU17D12-24	24VDC 4 PDT Dust Cover w/LED
PR-25	156-14-F200, KHU17D12-110	110VDC 4 PDT Dust Cover w/ Pushbutton
PR-25A	156-14-F2LC	110VDC 4 PDT Dust Cover w/ Pushbutton & Light
PR-66	156-14-Q200, KHU17A12-24	24VAC 4 PDT Dust Cover
PR-66A	156-14-Q2LC	24VAC 4 PDT Dust Cover w/ Pushbutton & Light
PR-11	156-14-T200, KHU17A12-120	120VAC 4 PDT Dust Cover w/ Pushbutton
PR-11B	156-14-V100	240VAC 4 PDT Dust Cover w/ Pushbutton & Light
PR-12	156-14-T2LC	120VAC 4 PDT Dust Cover w/ Pushbutton & Light
PR-12A	KHAU17A12N-120	120VAC 4 PDT Dust Cover w/ Light

■ Use Sockets PR-86, PYF-14A-A



PR-64B

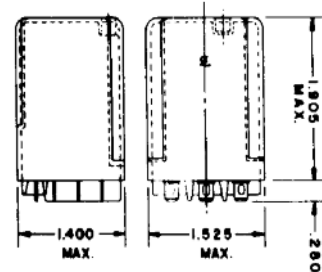


PR-26

## Plug-in Relays with Dust Cover

S.E.E.S. #	O.E.M. #	Description
PR-67	157-22-B200, KUP-11D15-12	12VDC 2 PDT
PR-68	157-22-C200, KUP-11D15-24	24VDC 2 PDT
PR-70	157-22-T200, KUP-11A15-120	120VAC 2 PDT
PR-70A	47354	120Vac 2PDT 10 Amp
PR-39	157-22-U200, KUP-11A15-240	240VAC 2 PDT
PR-71	157-23-C200, KUP-14D15-24	24VDC 3 PDT w/ Pushbutton & Light
PR-26	KUP-14D15	24VDC 3 PDT
PR-24	157-23-D200, KUP-14D15-48	48VDC 3 PDT
PR-24A	157-23-F2C0,	110VDC 3 PDT w/ Pushbutton
PR-22	157-23-D2LC	48VDC 3 PDT w/ Pushbutton & Light
PR-23	157-23-F200, KUP-14D15-110	110VDC 3 PDT
PR-24B	KUP14D35-110 V	110VDC 3 PDT w/ Light
PR-21	157-23-F2LC	110VDC 3 PDT w/ Pushbutton & Light
PR-53	157-23-P200, KUP-14A15-12	12VAC 3 PDT
PR-53A	157-23-N200, KUP-14A15-6	6VAC 3 DPT
PR-72	157-23-Q200, KUP-14A15-24	24VAC 3 PDT
PR-14	157-23-T200, KUP-14A15-120	120VAC 3 PDT
PR-15	157-23-T2LC	120VAC 3 PDT w/ Pushbutton & Light
PR-13	157-23-T2C0	120VAC 3 PDT w/ Pushbutton
PR-17	157-23-U200, KUP-14A15-240	240VAC 3 PDT
PR-17A	KUP14A35-240 V	240VAC 3 PDT w/ Light
PR-16	157-23-U2C0	240VAC 3 PDT w/ Pushbutton
PR-18	157-23-U2LC	240VAC 3 PDT w/ Pushbutton & Light

■ Use Sockets PR-92 thru PR-94 and PR-33



PR-26 Dimensions



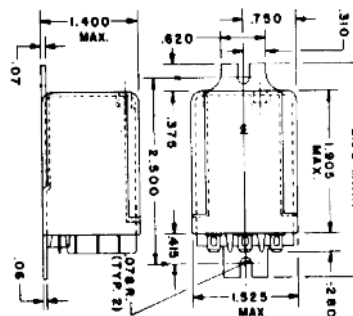
PR-21

■ Transparent Orange Lexan Dust Cover offers Environmental Protection

## Plug-in Relay with Flanged Dust Cover

S.E.E.S. #	O.E.M. #	Description
PR-38	157-33-D200, KUP-14D55-12	48VDC 3 PDT
PR-73	157-33-T200, KUP-14A55-120	120VAC 3 PDT
PR-59A	MK2PN-S-AC240	240 VAC 2 PDT
PR-95A	MJN-2CE-DC48	48VDC 2 PDT

■ Transparent Green Lexan Dust Cover with Mounting Flanges allows for surface mounting




PR-38




PR-95A

## Relays



PR-74

PR-95



PR-77




PR-106




PR-52




PR-36A




PR-36B



PR-115



PR-98A



PR-116

### General Purpose Industrial Plug in Relays 10 Amp

S.E.E.S. #	O.E.M. #	Description
PR-74	158-12-B200	12VDC 2 PDT Dust Cover
PR-75	158-12-C200	24VDC 2 PDT Dust Cover
PR-76	158-12-T200	120VAC 2 PDT Dust Cover
PR-11A	158-12-T2CO	120VAC 2 PDT Dust Cover w/ Pushbutton
PR-95	MJN-2CE-DC48	48VDC 2 PDT Flange mount

■ Use Sockets PR-86 thru PR-89, Transparent green polycarbonate dust cover offers environmental protection.

### Plug-in 20 Amp Power Relay with Flanged Dust Cover

S.E.E.S. #	O.E.M. #	Description
PR-95	187-32-C200, 20607-82	24VDC 2 PDT Flanged Dust Cover
PR-96	187-32-T200, 20601-84	120VAC 2 PDT Flanged Dust Cover

### Miniature DPDT "Dipper" Relay

S.E.E.S. #	O.E.M. #	Description
PR-77	190-22-B100, HAS112S-12V	12VDC DPDT 2 Amp .827"L x .436"
PR-78	190-22-C100, T82P11D113-24D	24VDC DPDT 2 Amp
PR-79	190-22-E100	5VDC DPDT 2 Amp
PR-82	310-11-B200	12VDC SPDT

### 4PDT Plug-in Relay

S.E.E.S. #	O.E.M. #	Description
PR-106	LY4N-USAC120	120VAC 10 Amp, 4PDT
PR-106A		Relay, 4 Pole 110VDC W/Led 10Amp
PR-106B		Relay, 4 Pole 220VAC 10 Amp
PR-106S		Socket relay, surface mount

### General Purpose 10 Amp "Guardian" Type Plug-in Relays

S.E.E.S. #	O.E.M. #	Description
PR-36	IR-1220-3C, A410-361344-00	120VAC 3 PDT, alternate is PR-36B & PR-14
PR-37	A410-361362-00	240VAC 3 PDT, alternate is PR-36B & PR-17
PR-40	IR-640U-4C-120A	120VAC 4 PDT
PR-52	IR-1225-3C-110D	110VDC 3 PDT, alternate is PR-36B & PR-23
PR-52A	IR-1225-2C-110D	110VDC 3 PDT
PR-36A	1220-SOC-2	Base, Panel Mount, for 3P relays, PR-36, 37 & 52

S.E.E.S. #	Description
PR-36B	<b>Socket adaptor.</b> This adaptor enables the use of KUP style 3 pole relays to replace the Guardian style. Plugs directly into the original Guardian relay socket. (Relay not included)
PR-115	<b>Force guided safety relay</b> 4 N.O. & 2 N.C. 24 VDC
PR-116	<b>Relay, SPDT</b> 120VAC Plug In Used On EECO TS-1000 Tape Read
PR-98A	<b>Universal timer</b> 12/240 VAC/DC SPDT .1sec-20hr adjustable

# Relays

## "P & B" Relays

Fig.	S.E.E.S.#	O.E.M. #	Description
1	PR-54	PM-17DY	110VDC 4 PDT
1	PR-55	PM-17AY	120VAC 4 PDT
1	PR-56	PM-17AY	240VAC 4 PDT
2	PR-41	KB-17AG	120VAC 4 PDT, Latching Relay
	PR-42		240VAC 4 PDT, Latching Relay
	PR-69A		Relay, Plug In 2PDT 110VDC Latching Type 10amp, KUL-11D15D-110

S.E.E.S.#	O.E.M. #	Description
PR-121	VP-2030	EC relay kit



Fig.1






Fig.2

## Sockets for Relays

\* see more sockets on page 220



PR-32 614 Style



PR-89 655 Style

## "Time Delay" Relays


S.E.E.S. #	O.E.M. #	Description
PR-83	613-12-T400	120VAC 1-120 sec. External Resistor used with socket PR-32
PR-18B	614-43-T100, CLB-51-70010	120VAC .1-10 sec. Knob Adjustment used with socket PR-32
PR-18A	614-43-T400, CLB-51-70120	120VAC 1.2-120 sec. Knob Adjustment used with socket PR-32
PR-19	614-43-T300, CLB-51-70060	120VAC .6-60 sec. Knob Adjustment used with socket PR-32
PR-19C	614-43-F200	110VDC .3 - 30 sec. Knob Adjustment used with socket PR-32
PR-19D	614-43-F400	110VDC 1.2 - 120 sec. Knob Adjustment used with socket PR-32
PR-19E	614-43-U400	240VAC 1.2 - 120 sec. Knob Adjustment used with socket PR-32
PR-19A	614-12-T400	120VAC 1.2 -120 sec. External Resistor used with socket PR-32
PR-19F	655-12-F400	110VDC 3 - 300 sec. Solder 5 amp used with socket PR-89.
PR-19G	655-12-F600	110VDC 3 - 300 sec. Solder 5 amp. used with socket PR-89
PR-84	655-12-T100	120VAC 0.2-10 sec. Solder 5 amp. used with socket PR-89
PR-85	655-12-T400	120VAC 1.2 -120 sec. Solder 5 amp. used with socket PR-89
PR-19B	655-13-T300	120VAC 0.6 -60 sec. Solder 10 amp.
PR-98	438-USA	24-240VAC/VDC 1 - 512 sec. Adjustable Universal Timer Delay-On Operate Timer
PR-98A		12/240 VAC/DC SPDT Timer, Univ Adj .1 sec- 20hr on/off delay
RT7-E1		5A @ 250VAC 4A @ 24VDC Relay, Thermistor



PR-19E 614 Style



PR-19F 655 Style




PR-98



RT7-E1



## Relays



PR-30



PR-30-S



PR-31



PR-31B



PR-31-S



PR-33-S



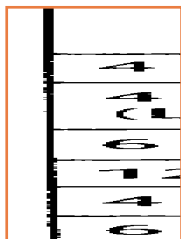
PR-34-S



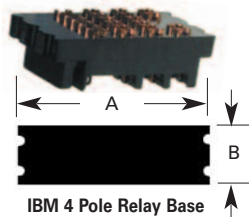
PR-28TC



PR-28BC



Relay Dimensions listed for Identification Assistance



IBM 4 Pole Relay Base

## IBM Relays

S.E.E.S. #	O.E.M. #	Description
PR-28	333242	Relay, 100-110V, 4 PDT
PR-28S		Solid State Replacement for PR-28
PR-30	930-35019-000	Relay, 48VDC, 4 PDT
PR-30A		Relay, 45VDC, 4 PDT, replaces PR-30
PR-30S		Solid State Replacement for PR-30, w/LED
PR-30-S	769489	Relay, Solid State IBM 4 Pole 48VDC, economy
PR-31A	769011	Relay, 26VDC, 4 PDT
PR-31	769019	Relay, 45VDC, 6 PDT
PR-31B	769021	Relay, IBM relay 6PDT, 100 VDC
PR-31S		Solid State Replacement for PR-31
PR-31-S	769019	Relay, Solid State IBM 6 Pole 48VDC, economy
PR-33	186685	Relay, 45 VDC 4 PDT Latching Relay
PR-33S		Solid State Replacement for PR-33
PR-33-S	186685	Relay, SLD State IBM 4 Pole Latching relay, 48VDC, economy
PR-34	769488	Relay, 45VDC, 12 PDT
PR-34S		Solid State Replacement for PR-34
PR-34-S	769488	Relay, Solid State IBM 12 Pole, economy

PR-28-BC	9710322	Clip, bottom hold down clip for relay
PR-28-TC	9710310	Clip, top hold down clip for relay
PR-35	159941	Base for 4 Pole Relays
PR-35C	159942	Base for 6 PDT Relays
PR-35E	136267	Arc Suppressor Assy, Diode 3A, 50V for PR-35
PR-35D	159943	Base for 12 PDT Relays
PR-35A		Contact Wires
PR-35B		Taper Pins for base wiring
PR-35L6		Jumper, 6" insulated wire with taper pin
PR-35L10		Jumper, 10" insulated wire with taper pin
PR-35L18		Jumper, 18" insulated wire with taper pin
PR-35L24		Jumper, 24" insulated wire with taper pin
PR-35L30		Jumper, 30" insulated wire with taper pin
PR-35T		Tool, IBM contact removal and insertion tool



PR-35L24



PR-35T



## Relays

### Octal Base Power Relays

S.E.E.S. #	O.E.M. #	Description
PR-27	KRP-11DG	110VDC DPDT, 8 pins
PR-57	155-92-B200	12VDC DPDT, 8 pins
PR-59	155-92-Q200	24VAC DPDT, 8 pins
PR-60	155-92-T200	120VAC DPDT, 8 pins
PR-61	155-93-C200	24VDC 3PDT, 11 pins
PR-62	155-93-T200	120VAC 3PDT, 11 pins
PR-107	3-370-0065	120VAC 3PDT, 12 pins, Latching Relay for ESCO
PR-107S		Socket octal 12 pin tube type
PR-59A	MK2PN-S-AC240	240VAC 2DPDT 8 pins



PR-27



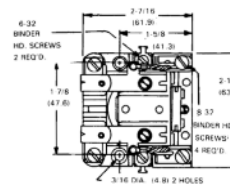
PR-80

### SPDT Power Relay

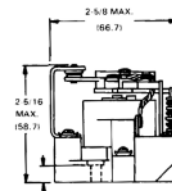
S.E.E.S. #	Description
PR-80	Power Relay, 120VAC, SPDT (Open)
PR-116	Relay, SPDT 120VAC Plug In Used On EECO TS-1000 Tape Read

### DPST 30 Amp Power Relay

S.E.E.S. #	O.E.M. #	Description
DRP-16	PR3280	6 VDC DPST w/ Magnetic Blow-Out
PR-1A	PRD7AY0-12VDC, W199X7	12VDC DPST N/O
DRP-11	W199X8	24VDC DPST N/O
DRP-7	76901, PR80033, 199BX17	48VDC DPST w/ Magnetic Blow-Out
DRP-8	76902, PRD7DYO	48VDC DPST N/O
DRP-12A	72014, PR3975, PRD7DHO	110VDC DPST w/ Magnetic Blow-Out
PR-101	PR3972, W199X9	110VDC DPST N/O
DRP-14A	71924, PR3723, PR3973, PRD7AHO-120	120VAC DPST w/ Magnetic Blow-Out
PR-7A	PR-2819, PRD7A0-120 V, W199AX-9	120VAC DPST N/O
PR-9A	PRD-7AY0	240VAC DPST
PR-10A	PRD7AHO	240VAC DPST, w/ Magnetic Blow-out



DRP-16



DRP-11



### DPDT 30 Amp Power Relays

S.E.E.S. #	O.E.M. #	Description
PR-9	302.11U100, PRD11400, W199AX15	240VAC DPDT
PR-10	302-11U1M0	240VAC DPDT w/ Magnetic Blow-Out
PR-7	302-11T100, PRD11AY0	120VAC DPDT
PR-8	302-11T1M0, PRD11AHO, W199ABX14	120VAC DPDT w/ Magnetic Blow-Out
PR-3	30211F100, W199X14	110VDC DPDT
PR-4	30211F1M0, PRD11YDHO, W199BX14	110VDC DPDT w/ Magnetic Blow-Out
PR-6	30211Q100, PRD11AY0, W199AX13	24VAC DPDT
PR-5	30211P100	12VAC DPDT
PR-1	W199X12	12VDC DPDT
DRP-13	PRD11DHO-12	12VDC DPDT w/ Magnetic Blow-Out
PR-2	30211C100, W199X13	24VDC DPDT
DRP-5A	PRD11DHO	48VDC DPDT w/ Magnetic Blow-Out
DRP-2	PRD11YDO, 199X18	48VDC DPDT




PR-7




DRP-5A

## Relays



PR-20



PR-20A




PR-86



PR-87




PR-88



PR-89



PR-90




PR-91



PR-92



PR-94



PR-32



PR-107S

## Struthers-Dunn Reversing Contactor

S.E.E.S.#	O.E.M. #	Description
PR-20	A275-KXX90	48VDC 3 PDT Reversing Contactor for U.S. Elevator Door Control
PR-20A	275-KXX91	115VAC 3 PDT Reversing Contactor
PR-20B	A275-KXX	240VAC 3 PDT Reversing Contactor

## Sockets for "Ice Cube" Plug-In Relays & Timers


S.E.E.S. #	O.E.M. #	Description
PR-86	670-0002, S156-4SL10, S158-25L10	4 Pole, Solder Lug, .125 Short Terminal, .187 Solder Ground Lug
PR-87	670-0003, S156-4PC10, S158-2PC10	4 Pole, .200 Printed Circuit Terminal, .187 Solder Type Ground Lug
PR-88	670-0014, S156-4PC00, S1582PC00	4 Pole, .200 Printed Circuit Terminal, No Ground Lug
PR-89	670-0120	4 Pole, Surface Mount, screw terminal socket with a closed back construction. The front mounted 6-32 screw terminals will accept wires up to 14 AWG.

## Sockets for Plug-In Relays & Timers


S.E.E.S. #	O.E.M. #	Description
PR-90	670-0126	10 Amp, 11 Pin Octal, Screw Base
PR-91	670-0127	10 Amp, 8 Pin Octal, Screw Base
PR-107S		Socket octal 12 pin tube type
PR-92	670-0009	3 Pole, 300VAC, Solder Lug Terminal
PR-93	670-0012	3 Pole, 3/16" Quick Connect Terminal, PC Terminal
PR-32	670-0125	3 Pole, Screw Terminal Base, 15 Amp, The front mounted 6-32 screw terminals will accept wires up to 14 AWG.
PR-94	670-0013	3 Pole, PC Terminal with Mounting Ears, 15 Amp

# Contactors and Thermal Overload Relays

## LG Industrial Systems



LGS-1



LGS-4



LGS-7



LGS-11



LGS-15



LGS-16

### Starter Sets

S.E.E.S. #	Description
LGS-1	Size 1++, 208V 28-40A
LGS-2	Size 1++, 120V 28-40A
LGS-3	Size 1++, 240V 28-40A

S.E.E.S. #	Description
LGS-4	Size 2, 120V 34-50A
LGS-5	Size 2, 208V 34-50A
LGS-6	Size 2, 240V 34-50A

S.E.E.S. #	Description
LGS-7	Size 2+, 120V 54-75A
LGS-8	Size 2+, 208V 54-75A
LGS-9	Size 2+, 240V 54-75A
LGS-10	Size 2+, 480V 54-75A

S.E.E.S. #	Description
LGS-11	Size 3, 120V, 63-85A
LGS-12	Size 3, 208V, 63-85A
LGS-13	Size 3, 240V, 63-85A
LGS-14	Size 3, 480V, 63-85A
LGS-15	Size 3+, voltages: 120VAC-240VAC, 100 amps
LGS-16	Size 4, voltages: 120VAC-240VAC, 150 amps

S.E.E.S.#	Description
LGS-18	Coil, 50 HP size 4 starter 180AMP with 100-240 VAC
LGS-19	Coil, 60HP 4+ starter 220 AMP with 100-240 VAC
LGS-20	Coil, 100 HP size 5 starter 300AMP with 100-240 VAC

*Low cost, quality alternative for starter replacement!*




LGRS-1

### Reversing Starter Sets

S.E.E.S. #	Description
LGRS-1	Reversing Starter 1+ 240VAC
LGRS-2	Reversing Starter 2 120VAC
LGRS-3	Reversing Starter 2 240VAC
LGRS-4	Reversing Starter 2+ 120VAC
LGRS-5	Reversing Starter 2+ 240VAC
LGRS-6	Reversing Starter 3 240VAC
LGRS-7	Reversing Starter 3 120VAC
LGRS-8	Reversing Starter 3+ 100-240VAC
LGRS-9	Reversing Starter 3++ 110-240V Coil, 85-125A
LGRS-10	Reversing Starter 0 24VAC Coil, 16-22A
LGRS-11	Reversing Starter 4 110-220VAC, 150A
LGRS-1B	Mounting Plate for Reversing Starter. LGRS-1 thru LGRS-8
LGRS-1C	Mounting Plate for Reversing Starter for LGRS-9 & 11

## Contactors and Thermal Overload Relays

### LG Industrial Systems



MIS-001



LGAX-8




LGAX-7



LGAX-9



LGAX-10

LGAX-11  
(FRONT/  
SIDE  
VIEW)

LGC-1 thru LGC-9



LGD-1



LGD-2

### Reversing Starter Sets

#### S.E.E.S. # Description

MIS-001	6" 35mm Rail Kit
MIS-002	5" 35mm Rail Kit
MIS-003	4" 35mm Rail Kit
MIS-004	3" 35mm Rail Kit

### Auxiliary Contact Blocks

#### S.E.E.S. # Description

LGAX-1	Auxiliary Contact Block, 1 pole, 1 N.O./ 1 N.C.
LGAX-2	Auxiliary Contact Block, 4 pole, 4 N.O.
LGAX-3	Auxiliary Contact Block, 4 pole, 2 N.O./ 2 N.C.
LGAX-4	Auxiliary Contact Block, 2 pole, 2 N.C.
LGAX-5	Auxiliary Contact Block, 2 pole, 2 N.O.
LGAX-6	Auxiliary Contact Block, 2 pole, 1 N.O./ 1 N.C.

#### S.E.E.S. # O.E.M.# Description

LGAX-7	AU-100 AUX CONTACT	Auxiliary Contact Block, 1 N.C. & 1 N.O., for GMC-100
LGAX-8	AU-4 3 N.O. 1 N.C.	Auxiliary Contact Block, 3 N.C. & 1 N.O.
LGAX-9	AU-4 4N.C.	Auxiliary Contact Block, 3 N.C. & 1 N.O.
LGAX-10	AU-4 3 N.C. 1 N.O.	Auxiliary Contact Block, 3 N.C. & 1 N.O.
LGAX-11	AU-4 2 N.O. 2 N.C.	Auxiliary Contact Block, 2 N.C. & 2 N.O.

### Contactors

#### S.E.E.S. # Description

LGC-1	Contactor, 10HP @ 230VAC coil, 40A
LGC-2	Contactor, 20HP @ 230VAC coil, 65A
LGC-3	Contactor, 30HP @ 230VAC coil, 85A
LGC-4	Contactor, 3HP, 120VAC coil, 18A
LGC-5	Contactor, 7.5HP, 120VAC coil, 32A
LGC-6	Contactor, 10HP, 120VAC coil, 40A
LGC-7	Contactor, 20HP, 120VAC coil, 65A
LGC-8	Contactor, 30HP, 120VAC coil, 85A
LGC-9	Contactor, 40HP, 110/120VAC coil, 125A
LGC-15	Contactor Relay, 4Pole NC 220VDC, 16Amp

### DC Contactors

#### S.E.E.S. # O.E.M.# Description

LGD-1	GMD-12-220 VDC COIL	DC Contactor, 20 AMP AC 220-230 VDC
LGD-2	GMD-85-110VDC COIL	Coil, 85 AMP AC with 110 VDC contactor
LGD-3	GMD-22-110VDC COIL	Contactor, 3 Pole 110VDC Coil 7.5 Hp 22Amp

# Contactors and Thermal Overload Relays

## LG Industrial Systems

### Coils

S.E.E.S. #	Description
LGC-C1	Coil, 120VAC for LGS-1,2,3
LGC-C2	Coil, 208VAC for LGS-1,2,3
LGC-C3	Coil, 220VAC for LGS-1,2,3
LGC-C4	Coil, 240VAC for LGS-1,2,3
LGC-C5	Coil, 440VAC for LGS-1,2,3
LGC-C6	Coil, 120VAC for LGS-4 thru LGS-14
LGC-C7	Coil, 208VAC for LGS-4 thru LGS-14
LGC-C8	Coil, 220VAC for LGS-4 thru LGS-14
LGC-C9	Coil, 240VAC for LGS-4 thru LGS-14
LGC-C10	Coil, 440VAC for LGS-4 thru LGS-14
LGC-C11	Coil, 480VAC for LGS-4 thru LGS-14
LGC-C12	Coil, 110VDC for ARP-62
LGC-C13	Coil, 110VDC for ARP-63
LGC-C14	Coil, 24VAC for LGRS-10
LGC-C16	Coil, 125 VDC for GMD 9-40 Contactors
LGC-C17	Coil, 125 VDC for GMD 50-85 Contactors

S.E.E.S. #	O.E.M. #	Description
LGC-10	GMC-9-40 24VAC COIL	Coil, GMC-9-40 24 VAC
LGC-15	GMC0100/150-100-240VAC	DC Contactor, 100-240 VAC, for GMC-100 >150

### Mechanical Interlocks

S.E.E.S. #	Description
LGIL-1	Mechanical Interlock for LGRS-1 thru LGRS-8
LGIL-2	Mechanical Interlock for LGRS-9 & LGRS-11

### Overload Adaptors

S.E.E.S. #	Description
LGOA-1	Din Rail Overload Adaptor for LGOL-1
LGOA-2	Din Rail Overload Adaptor for LGOL-2,3,4

S.E.E.S. #	O.E.M. #	Description
LGOL-01	GTK-22/6-9AMP-ADJ	Overload Relay, 6-9 AMP ADJ for LGC-4
LGOL-1	GTK-40/28-40A	Overload Relay, 40, 28-40 AMP ADJ
LGOL-2	GTK-85/34-50A	Overload Relay, 85, 34-50 AMP ADJ
LGOL-3	GTK-85/54-75A	Overload Relay, 85, 54-75 AMP ADJ
LGOL-4	GTK-85/63-85A	Overload Relay, 85, 63-85 AMP ADJ
LGOL-5	GTK-100/65-100A	Overload Relay, 100, 65-100 AMP ADJ
LGOL-6	GTK-150/100-150A	Overload Relay, 150, 100-150 AMP



LGC-C15



LGC-10



LGC-C16



LGOL-6



LGOL-2



LGOL-01



LGC-C17

### Starters with Mounting Kit

S.E.E.S. #	Description
LGS-1D	LGS-1 with Din Rail Kit, Size 1++
LGS-2D	LGS-2 with Din Rail Kit, Size 1++
LGS-3D	LGS-3 with Din Rail Kit, Size 1++
LGS-4D	LGS-4 with Din Rail Kit, Size 2
LGS-5D	LGS-5 with Din Rail Kit, Size 2
LGS-6D	LGS-6 with Din Rail Kit, Size 2
LGS-7D	LGS-7 with Din Rail Kit, Size 2+
LGS-8D	LGS-8 with Din Rail Kit, Size 2+
LGS-9D	LGS-9 with Din Rail Kit, Size 2+
LGS-10D	LGS-10 with Din Rail Kit, Size 2+
LGS-11D	LGS-11 with Din Rail Kit, Size 3
LGS-12D	LGS-12 with Din Rail Kit, Size 3
LGS-13D	LGS-13 with Din Rail Kit, Size 3
LGS-14D	LGS-14 with Din Rail Kit, Size 3

### Digital Motor Protection Relay


S.E.E.S. #	Description
LGM-1	Digital Motor Protection Relay, 5-60amp

**SPRECHER + SCHUH**

CA7-12-10-120



CA6-85-11-120V



CA7-PA-11



CA7-PV-11

**Contactors**

S.E.E.S. #	Description	Contactor	Coil	Aux Contact	Aux Contact
CA7-12-10-120	FVNR 12A, 3 Pole Contactor, 120VAC Coil, 1-NO	CA7-12-10-120	TA473		
CA7-12-22-120	FVNR 12A, 3 Pole Contactor, 120VAC Coil, 2-NO, 2-NC	CA7-12-10-120	TA473	CA7-PA-11	CA7-PA-11
CA7-12-10-220W	FVNR 12A, 3 Pole Contactor, 220VAC Coil, 1-NO	CA7-12-10-220	TA296		
CA7-12-22-220W	FVNR 12A, 3 Pole Contactor, 220VAC Coil, 2-NO, 2-NC	CA7-12-10-220	TA296	CA7-PA-11	CA7-PA-11
CA7-12-10-480	FVNR 12A, 3 Pole Contactor, 480VAC Coil, 1-NO	CA7-12-10-480	TA475		
CA7-12-22-480	FVNR 12A, 3 Pole Contactor, 480VAC Coil, 2-NO, 2-NC	CA7-12-10-480	TA475	CA7-PA-11	CA7-PA-11
CA7-12C-10-24D	FVNR 12A, 3 Pole Contactor, 24VDC Coil, 1-NO				
CA7-12C-22-24D	FVNR 12A, 3 Pole Contactor, 24VDC Coil, 2-NO, 2-NC				
CA7-12C-10-110D	FVNR 12A, 3 Pole Contactor, 110VDC Coil, 1-NO				
CA7-12C-22-110D	FVNR 12A, 3 Pole Contactor, 110VDC Coil, 2-NO, 2-NC				
CA7-16-10-120	FVNR 16A, 3 Pole Contactor, 120VAC Coil, 1-NO	CA7-16-10-120	TA473		
CA7-16-22-120	FVNR 16A, 3 Pole Contactor, 120VAC Coil, 2-NO, 2-NC	CA7-16-10-120	TA473	CA7-PA-11	CA7-PA-11
CA7-16-10-220W	FVNR 16A, 3 Pole Contactor, 220VAC Coil, 1-NO	CA7-16-10-220	TA296		
CA7-16-22-220W	FVNR 16A, 3 Pole Contactor, 220VAC Coil, 2-NO, 2NC	CA7-16-10-220	TA296	CA7-PA-11	CA7-PA-11
CA7-16-10-480	FVNR 16A, 3 Pole Contactor, 480VAC Coil, 1-NO	CA7-16-10-480	TA475		
CA7-16-22-480	FVNR 16A, 3 Pole Contactor, 480VAC Coil, 2-NO, 2-NC	CA7-16-10-480	TA475	CA7-PA-11	CA7-PA-11
CA7-16C-10-24D	FVNR 16A, 3 Pole Contactor, 24VDC Coil, 1-NO				
CA7-16C-22-24D	FVNR 16A, 3 Pole Contactor, 24VDC Coil, 2-NO, 2-NC				
CA7-16C-10-110D	FVNR 16A, 3 Pole Contactor, 110VDC Coil, 1-NO				
CA7-16C-22-110D	FVNR 16A, 3 Pole Contactor, 110VDC Coil, 2-NO, 2-NC				
CA7-23-10-120	FVNR 23A, 3 Pole Contactor, 120VAC Coil, 1-NO	CA7-23-10-120	TC473		
CA7-23-22-120	FVNR 23A, 3 Pole Contactor, 120VAC Coil, 2-NO, 2-NC	CA7-23-10-120	TC473	CA7-PA-11	CA7-PA-11
CA7-23-10-220W	FVNR 23A, 3 Pole Contactor, 220VAC Coil, 1-NO	CA7-23-10-220	TC296		
CA7-23-22-220W	FVNR 23A, 3 Pole Contactor, 220VAC Coil, 2-NO, 2-NC	CA7-23-10-220	TC296	CA7-PA-11	CA7-PA-11
CA7-23-10-480	FVNR 23A, 3 Pole Contactor, 480VAC Coil, 1-NO	CA7-23-10-480	TC475		
CA7-23-22-480	FVNR 23A, 3 Pole Contactor, 480VAC Coil, 2-NO, 2-NC	CA7-23-10-480	TC475	CA7-PA-11	CA7-PA-11
CA7-23C-10-24D	FVNR 23A, 3 Pole Contactor, 24VDC Coil, 1-NO				
CA7-23C-22-24D	FVNR 23A, 3 Pole Contactor, 24VDC Coil, 2-NO, 2-NC				
CA7-23C-10-110D	FVNR 23A, 3 Pole Contactor, 110VDC Coil, 1-NO				
CA7-23C-22-110D	FVNR 23A, 3 Pole Contactor, 110VDC Coil, 2-NO, 2-NC				
CA7-30-00-120	FVNR 30A, 3 Pole Contactor, 120VAC Coil, No aux	CA7-30-10-120	TC473		
CA7-30-22-120	FVNR 30A, 3 Pole Contactor, 120VAC Coil, 2-NO, 2-NC	CA7-30-10-120	TC473	CA7-PA-11	CA7-PA-11
CA7-30-00-220W	FVNR 30A, 3 Pole Contactor, 220VAC Coil, No aux	CA7-30-10-220	TC296		
CA7-30-22-220W	FVNR 30A, 3 Pole Contactor, 220VAC Coil, 2-NO, 2-NC	CA7-30-10-220	TC296	CA7-PA-11	CA7-PA-11
CA7-30-00-480	FVNR 30A, 3 Pole Contactor, 480VAC Coil, No aux	CA7-30-10-480	TC475		
CA7-30-22-480	FVNR 30A, 3 Pole Contactor, 480VAC Coil, 2-NO, 2-NC	CA7-30-10-480	TC475	CA7-PA-11	CA7-PA-11
CA7-30-00-24D	FVNR 30A, 3 Pole Contactor, 24VDC Coil, No aux				
CA7-30-22-24D	FVNR 30A, 3 Pole Contactor, 24VDC Coil, 2-NO, 2-NC				
CA7-30-00-110D	FVNR 30A, 3 Pole Contactor, 110VDC Coil, No aux				
CA7-30-22-110D	FVNR 30A, 3 Pole Contactor, 110VDC Coil, 2-NO, 2-NC				

# SPRECHER + SCHUH

## Contactors (cont.)

S.E.E.S. #	Description	Contactor	Coil	Aux Contact	Aux Contact
CA7-37-00-120	FVNR 37A, 3 Pole Contactor, 120VAC Coil, No aux	CA7-37-00-120	TC473		
CA7-37-22-120	FVNR 37A, 3 Pole Contactor, 120VAC Coil, 2-NO, 2-NC	CA7-37-00-120	TC473	CA7-PA-11	CA7-PA-11
CA7-37-00-220W	FVNR 37A, 3 Pole Contactor, 220VAC Coil, No aux	CA7-37-00-220	TC296		
CA7-37-22-220W	FVNR 37A, 3 Pole Contactor, 220VAC Coil, 2-NO, 2-NC	CA7-37-00-220	TC296	CA7-PA-11	CA7-PA-11
CA7-37-00-480	FVNR 37A, 3 Pole Contactor, 480VAC Coil, No aux	CA7-37-00-480	TC475		
CA7-37-22-480	FVNR 37A, 3 Pole Contactor, 480VAC Coil, 2-NO, 2-NC	CA7-37-00-480	TC475	CA7-PA-11	CA7-PA-11
CA7-37-00-24D	FVNR 37A, 3 Pole Contactor, 24VDC Coil, No aux				
CA7-37-22-24D	FVNR 37A, 3 Pole Contactor, 24VDC Coil, 2-NO, 2-NC				
CA7-37-00-110D	FVNR 37A, 3 Pole Contactor, 110VDC Coil, No aux				
CA7-37-22-110D	FVNR 37A, 3 Pole Contactor, 110VDC Coil, 2-NO, 2-NC				
CA7-43-00-120	FVNR 43A, 3 Pole Contactor, 120VAC Coil, No aux	CA7-43-00-120	TD473		
CA7-43-22-120	FVNR 43A, 3 Pole Contactor, 120VAC Coil, 2-NO, 2-NC	CA7-43-00-120	TD473	CA7-PA-11	CA7-PA-11
CA7-43-00-220W	FVNR 43A, 3 Pole Contactor, 220VAC Coil, No aux	CA7-43-00-220	TD296		
CA7-43-22-220W	FVNR 43A, 3 Pole Contactor, 220VAC Coil, 2-NO, 2-NC	CA7-43-00-220	TD296	CA7-PA-11	CA7-PA-11
CA7-43-00-480	FVNR 43A, 3 Pole Contactor, 480VAC Coil, No aux	CA7-43-00-480	TD475		
CA7-43-22-480	FVNR 43A, 3 Pole Contactor, 480VAC Coil, 2-NO, 2-NC	CA7-43-00-480	TD475	CA7-PA-11	CA7-PA-11
CA7-43-00-24D	FVNR 43A, 3 Pole Contactor, 24VDC Coil, No aux				
CA7-43-22-24D	FVNR 43A, 3 Pole Contactor, 24VDC Coil, 2-NO, 2-NC				
CA7-43-00-110D	FVNR 43A, 3 Pole Contactor, 110VDC Coil, No aux				
CA7-43-22-110D	FVNR 43A, 3 Pole Contactor, 110VDC Coil, 2-NO, 2-NC				
CA7-60-00-120	FVNR 60A, 3 Pole Contactor, 120VAC Coil, No aux	CA7-60-00-120	TE473		
CA7-60-00-120	FVNR 60A, 3 Pole Contactor, 120VAC Coil, no aux	CA7-60-00-120	TE473		
CA7-60-22-120	FVNR 60A, 3 Pole Contactor, 120VAC Coil, 2-NO, 2-NC	CA7-60-00-120	TE473	CA7-PA-11	CA7-PA-11
CA7-60-00-220W	FVNR 60A, 3 Pole Contactor, 220VAC Coil, No aux	CA7-60-00-220	TE296		
CA7-60-22-220W	FVNR 60A, 3 Pole Contactor, 220VAC Coil, 2-NO, 2-NC	CA7-60-00-220	TE296	CA7-PA-11	CA7-PA-11
CA7-60-00-480	FVNR 60A, 3 Pole Contactor, 480VAC Coil, No aux	CA7-60-00-480	TE475		
CA7-60-22-480	FVNR 60A, 3 Pole Contactor, 480VAC Coil, 2-NO, 2-NC	CA7-60-00-480	TE475	CA7-PA-11	CA7-PA-11
CA7-60-00-24D	FVNR 60A, 3 Pole Contactor, 24VDC Coil, No aux				
CA7-60-22-24D	FVNR 60A, 3 Pole Contactor, 24VDC Coil, 2-NO, 2-NC				
CA7-60-00-110D	FVNR 60A, 3 Pole Contactor, 110VDC Coil, No aux				
CA7-60-22-110D	FVNR 60A, 3 Pole Contactor, 110VDC Coil, 2-NO, 2-NC				
CA7-72-00-120	FVNR 72A, 3 Pole Contactor, 120VAC Coil, No aux	CA7-72-00-120	TE473		
CA7-72-22-120	FVNR 72A, 3 Pole Contactor, 120VAC Coil, 2-NO, 2-NC	CA7-72-00-120	TE473	CA7-PA-11	CA7-PA-11
CA7-72-00-220W	FVNR 72A, 3 Pole Contactor, 220VAC Coil, No aux	CA7-72-00-220	TE296		
CA7-72-22-220W	FVNR 72A, 3 Pole Contactor, 220VAC Coil, 2-NO, 2-NC	CA7-72-00-220	TE296	CA7-PA-11	CA7-PA-11
CA7-72-00-480	FVNR 72A, 3 Pole Contactor, 480VAC Coil, No aux	CA7-72-00-480	TE475		
CA7-72-22-480	FVNR 72A, 3 Pole Contactor, 480VAC Coil, 2-NO, 2-NC	CA7-72-00-480	TE475	CA7-PA-11	CA7-PA-11
CA7-72-00-24D	FVNR 72A, 3 Pole Contactor, 24VDC Coil, No aux				
CA7-72-22-24D	FVNR 72A, 3 Pole Contactor, 24VDC Coil, 2-NO, 2-NC				
CA7-72-00-110D	FVNR 72A, 3 Pole Contactor, 110VDC Coil, No aux				
CA7-72-22-110D	FVNR 72A, 3 Pole Contactor, 110VDC Coil, 2-NO, 2-NC				
CA7-85-00-120	FVNR 85A, 3 Pole Contactor, 120VAC Coil, No aux	CA7-85-00-120			
CA7-85-22-120	FVNR 85A, 3 Pole Contactor, 120VAC Coil, 2-NO, 2-NC	CA7-85-00-120		CA7-PA-11	CA7-PA-11
CA7-85-00-220W	FVNR 85A, 3 Pole Contactor, 220VAC Coil, No aux	CA7-85-00-220	TE296		
CA7-85-22-220W	FVNR 85A, 3 Pole Contactor, 220VAC Coil, 2-NO, 2-NC	CA7-85-00-220	TE296	CA7-PA-11	CA7-PA-11
CA7-85-00-480	FVNR 85A, 3 Pole Contactor, 480VAC Coil, No aux	CA7-85-00-480	TE475		
CA7-85-22-480	FVNR 85A, 3 Pole Contactor, 480VAC Coil, 2-NO, 2-NC	CA7-85-00-480	TE475	CA7-PA-11	CA7-PA-11
CA7-85-00-24D	FVNR 85A, 3 Pole Contactor, 24VDC Coil, No aux				
CA7-85-22-24D	FVNR 85A, 3 Pole Contactor, 24VDC Coil, 2-NO, 2-NC				
CA7-85-00-110D	FVNR 85A, 3 Pole Contactor, 110VDC Coil, No aux				
CA7-85-22-110D	FVNR 85A, 3 Pole Contactor, 110VDC Coil, 2-NO, 2-NC				



# SPRECHER + SCHUH

## Contactors (cont.)

S.E.E.S. #	Description	Contactor	Coil	Aux Contact
CA6-85-11-120V	FVNR 85A, 3 Pole Contactor, 120VAC Coil, 1-NO, 1-NC	CA6-85-11-120V		
CA6-105-11-240Z	FVNR 105A, 3 Pole Contactor, 240VAC Coil, 1-NO, 1-NC	CA6-105-11-240Z		
CA6-110-11-120B	FVNR 110A, 3 Pole Contactor, 120VAC Coil, 1-NO, 1-NC	CA6-110-11-120B	CA6-TG473	
CA6-110-22-120B	FVNR 110A, 3 Pole Contactor, 120VAC Coil, 2-NO, 2-NC	CA6-110-11-120B	CA6-TG473	CA6-S2-11
CA6-110-11-240Z	FVNR 110A, 3 Pole Contactor, 220VAC Coil, 1-NO, 1-NC	CA6-110-11-240Z	CA6-TG858	
CA6-110-22-240Z	FVNR 110A, 3 Pole Contactor, 220VAC Coil, 2-NO, 2-NC	CA6-110-11-240Z	CA6-TG858	CA6-S2-11
CA6-110-11-480	FVNR 110A, 3 Pole Contactor, 480VAC Coil, 1-NO, 1-NC	CA6-110-11-480	CA6-TG475	
CA6-110-22-480	FVNR 110A, 3 Pole Contactor, 480VAC Coil, 2-NO, 2-NC	CA6-110-11-480	CA6-TG475	CA6-S2-11
CA6-110-22-24D	FVNR 110A, 3 Pole Contactor, 24VDC Coil, 1-NO, 1-NC			
CA6-110-22-24D	FVNR 110A, 3 Pole Contactor, 24VDC Coil, 2-NO, 2-NC,			
CA6-110-22-110D	FVNR 110A, 3 Pole Contactor, 110VDC Coil, 1-NO, 1-NC			
CA6-110-22-110D	FVNR 110A, 3 Pole Contactor, 110VDC Coil, 2-NO, 2-NC			
CA6-140-11-120B	FVNR 140A, 3 Pole Contactor, 120VAC Coil, 1-NO, 1-NC	CA6-140-11-120B	CA6-TG473	
CA6-140-22-120B	FVNR 140A, 3 Pole Contactor, 120VAC Coil, 2-NO, 2-NC	CA6-140-11-120B	CA6-TG473	CA6-S2-11
CA6-140-11-240Z	FVNR 140A, 3 Pole Contactor, 220VAC Coil, 1-NO, 1-NC	CA6-140-11-240Z	CA6-TG858	
CA6-140-22-240Z	FVNR 140A, 3 Pole Contactor, 220VAC Coil, 2-NO, 2-NC	CA6-140-11-240Z	CA6-TG858	CA6-S2-11
CA6-140-11-480	FVNR 140A, 3 Pole Contactor, 480VAC Coil, 1-NO, 1-NC	CA6-140-11-480	CA6-TG475	
CA6-140-22-480	FVNR 140A, 3 Pole Contactor, 480VAC Coil, 2-NO, 2-NC	CA6-140-11-480	CA6-TG475	CA6-S2-11
CA6-140-22-24D	FVNR 140A, 3 Pole Contactor, 24VDC Coil, 1-NO, 1-NC			
CA6-140-22-24D	FVNR 140A, 3 Pole Contactor, 24VDC Coil, 2-NO, 2-NC			
CA6-140-22-140D	FVNR 140A, 3 Pole Contactor, 110VDC Coil, 1-NO, 1-NC			
CA6-140-22-140D	FVNR 140A, 3 Pole Contactor, 110VDC Coil, 2-NO, 2-NC			

## Starters

S.E.E.S. #	Description	Contactor	Coil	Aux Contact	Aux Contact	Overload
CAT7-12-120-MF	FVNR 12A, 3 Pole Starter, 120VAC Coil, No aux,	CA7-12-10-120	TA473			CEP7-EEEB
CAT7-12-120-MF-L22	FVNR 12A, 3 Pole Starter, 120VAC Coil, 2-NO, 2-NC	CA7-12-10-120	TA473	CA7-PA-11	CA7-PA-11	CEP7-EEEB
CAT7-12-220W-MF	FVNR 12A, 3 Pole Starter, 220VAC Coil, No aux	CA7-12-10-220	TA296			CEP7-EEEB
CAT7-12-220W-MF-L22	FVNR 12A, 3 Pole Starter, 220VAC Coil, 2-NO, 2-NC	CA7-12-10-220	TA296	CA7-PA-11	CA7-PA-11	CEP7-EEEB
CAT7-12-480-MF	FVNR 12A, 3 Pole Starter, 480VAC Coil, No aux	CA7-12-10-480	TA475			CEP7-EEEB
CAT7-12-480-MF-L22	FVNR 12A, 3 Pole Starter, 480VAC Coil, 2-NO, 2-NC	CA7-12-10-480	TA475	CA7-PA-11	CA7-PA-11	CEP7-EEEB
CAT7-12C-24D-MF	FVNR 12A, 3 Pole Starter, 24VDC Coil, No aux					
CAT7-12C-24D-MF-L22	FVNR 12A, 3 Pole Starter, 24VDC Coil, 2-NO, 2-NC					
CAT7-12C-110D-MF	FVNR 12A, 3 Pole Starter, 110VDC Coil, No aux					
CAT7-12C-110D-MF-L22	FVNR 12A, 3 Pole Starter, 110VDC Coil, 2-NO, 2-NC					
CAT7-16-120-MF	FVNR 16A, 3 Pole Starter, 120VAC Coil, No aux,	CA7-16-10-120	TA473			CEP7-EEEB
CAT7-16-120-MF-L22	FVNR 16A, 3 Pole Starter, 120VAC Coil, 2-NO, 2-NC	CA7-16-10-120	TA473	CA7-PA-11	CA7-PA-11	CEP7-EEEB
CAT7-16-220W-MF	FVNR 16A, 3 Pole Starter, 220VAC Coil, No aux	CA7-16-10-220	TA296			CEP7-EEEB
CAT7-16-220W-MF-L22	FVNR 16A, 3 Pole Starter, 220VAC Coil, 2-NO, 2-NC	CA7-16-10-220	TA296	CA7-PA-11	CA7-PA-11	CEP7-EEEB
CAT7-16-480-MF	FVNR 16A, 3 Pole Starter, 480VAC Coil, No aux	CA7-16-10-480	TA475			CEP7-EEEB
CAT7-16-480-MF-L22	FVNR 16A, 3 Pole Starter, 480VAC Coil, 2-NO, 2-NC	CA7-16-10-480	TA475	CA7-PA-11	CA7-PA-11	CEP7-EEEB
CAT7-16C-24D-MF	FVNR 16A, 3 Pole Starter, 24VDC Coil, No aux					
CAT7-16C-24D-MF-L22	FVNR 16A, 3 Pole Starter, 24VDC Coil, 2-NO, 2-NC					
CAT7-16C-110D-MF	FVNR 16A, 3 Pole Starter, 110VDC Coil, No aux					
CAT7-16C-110D-MF-L22	FVNR 16A, 3 Pole Starter, 110VDC Coil, 2-NO, 2-NC					



# SPRECHER + SCHUH

## Starters (cont.)

S.E.E.S. #	Description	Contactor	Coil	Aux Contact	Aux Contact	Overload
CAT7-23-120-MF	FVNR 23A, 3 Pole Starter, 120VAC Coil, No aux	CA7-23-10-120	TC473			CEP7-EEEB
CAT7-23-120-MF-L22	FVNR 23A, 3 Pole Starter, 120VAC Coil, 2-NO, 2-NC	CA7-23-10-120	TC473	CA7-PA-11	CA7-PA-11	CEP7-EEEB
CAT7-23-220W-MF	FVNR 23A, 3 Pole Starter, 220VAC Coil, No aux	CA7-23-10-220	TC296			CEP7-EEEB
CAT7-23-220W-MF-L22	FVNR 23A, 3 Pole Starter, 220VAC Coil, 2-NO, 2-NC	CA7-23-10-220	TC296	CA7-PA-11	CA7-PA-11	CEP7-EEEB
CAT7-23-480-MF	FVNR 23A, 3 Pole Starter, 480VAC Coil, No aux	CA7-23-10-480	TC475			CEP7-EEEB
CAT7-23-480-MF-L22	FVNR 23A, 3 Pole Starter, 480VAC Coil, 2-NO, 2-NC	CA7-23-10-480	TC475	CA7-PA-11	CA7-PA-11	CEP7-EEEB
CAT7-23C-24D-MF	FVNR 23A, 3 Pole Starter, 24VDC Coil, No aux					
CAT7-23C-24D-MF-L22	FVNR 23A, 3 Pole Starter, 24VDC Coil, 2-NO, 2-NC					
CAT7-23C-110D-MF	FVNR 23A, 3 Pole Starter, 110VDC Coil, No aux					
CAT7-23C-110D-MF-L22	FVNR 23A, 3 Pole Starter, 110VDC Coil, 2-NO, 2-NC					
CAT7-30-120-MG	FVNR 30A, 3 Pole Starter, 120VAC Coil, No aux	CA7-30-10-120	TC473			CEP7-EEFD
CAT7-30-120-MG-L22	FVNR 30A, 3 Pole Starter, 120VAC Coil, 2-NO, 2-NC	CA7-30-10-120	TC473	CA7-PA-11	CA7-PA-11	CEP7-EEFD
CAT7-30-220W-MG	FVNR 30A, 3 Pole Starter, 220VAC Coil, No aux	CA7-30-10-220	TC296			CEP7-EEFD
CAT7-30-220W-MG-L22	FVNR 30A, 3 Pole Starter, 220VAC Coil, 2-NO, 2-NC	CA7-30-10-220	TC296	CA7-PA-11	CA7-PA-11	CEP7-EEFD
CAT7-30-480-MG	FVNR 30A, 3 Pole Starter, 480VAC Coil, No aux	CA7-30-10-480	TC475			CEP7-EEFD
CAT7-30-480-MG-L22	FVNR 30A, 3 Pole Starter, 480VAC Coil, 2-NO, 2-NC	CA7-30-10-480	TC475	CA7-PA-11	CA7-PA-11	CEP7-EEFD
CAT7-30C-24D-MG	FVNR 30A, 3 Pole Starter, 24VDC Coil, No aux					
CAT7-30C-24D-MG-L22	FVNR 30A, 3 Pole Starter, 24VDC Coil, 2-NO, 2-NC					
CAT7-30C-110D-MG	FVNR 30A, 3 Pole Starter, 110VDC Coil, No aux					
CAT7-30C-110D-MG-L22	FVNR 30A, 3 Pole Starter, 110VDC Coil, 2-NO, 2-NC					
CAT7-37-120-MG	FVNR 37A, 3 Pole Starter, 120VAC Coil, No aux	CA7-37-00-120	TC473			CEP7-EEFD
CAT7-37-120-MG-L22	FVNR 37A, 3 Pole Starter, 120VAC Coil, 2-NO, 2-NC	CA7-37-00-120	TC473	CA7-PA-11	CA7-PA-11	CEP7-EEFD
CAT7-37-220W-MG	FVNR 37A, 3 Pole Starter, 220VAC Coil, No aux	CA7-37-00-220	TC296			CEP7-EEFD
CAT7-37-220W-MG-L22	FVNR 37A, 3 Pole Starter, 220VAC Coil, 2-NO, 2-NC	CA7-37-00-220	TC296	CA7-PA-11	CA7-PA-11	CEP7-EEFD
CAT7-37-480-MG	FVNR 37A, 3 Pole Starter, 480VAC Coil, No aux	CA7-37-00-480	TC475			CEP7-EEFD
CAT7-37-480-MG-L22	FVNR 37A, 3 Pole Starter, 480VAC Coil, 2-NO, 2-NC	CA7-37-00-480	TC475	CA7-PA-11	CA7-PA-11	CEP7-EEFD
CAT7-37C-24D-MG	FVNR 37A, 3 Pole Starter, 24VDC Coil, No aux					
CAT7-37C-24D-MG-L22	FVNR 37A, 3 Pole Starter, 24VDC Coil, 2-NO, 2-NC					
CAT7-37C-110D-MG	FVNR 37A, 3 Pole Starter, 110VDC Coil, No aux					
CAT7-37C-110D-MG-L22	FVNR 37A, 3 Pole Starter, 110VDC Coil, 2-NO, 2-NC					
CAT7-43-120-MH	FVNR 43A, 3 Pole Starter, 120VAC Coil, No aux,	CA7-43-00-120	TD473			CEP7-EEFD
CAT7-43-120-MH-L22	FVNR 43A, 3 Pole Starter, 120VAC Coil, 2-NO, 2-NC	CA7-43-00-120	TD473	CA7-PA-11	CA7-PA-11	CEP7-EEFD
CAT7-43-220W-MH	FVNR 43A, 3 Pole Starter, 220VAC Coil, No aux	CA7-43-00-220	TD296			CEP7-EEFD
CAT7-43-220W-MH-L22	FVNR 43A, 3 Pole Starter, 220VAC Coil, 2-NO, 2-NC	CA7-43-00-220	TD296	CA7-PA-11	CA7-PA-11	CEP7-EEFD
CAT7-43-480-MH	FVNR 43A, 3 Pole Starter, 480VAC Coil, No aux	CA7-43-00-480	TD475			CEP7-EEFD
CAT7-43-480-MH-L22	FVNR 43A, 3 Pole Starter, 480VAC Coil, 2-NO, 2-NC	CA7-43-00-480	TD475	CA7-PA-11	CA7-PA-11	CEP7-EEFD
CAT7-43C-24D-MH	FVNR 43A, 3 Pole Starter, 24VDC Coil, No aux					
CAT7-43C-24D-MH-L22	FVNR 43A, 3 Pole Starter, 24VDC Coil, 2-NO, 2-NC					
CAT7-43C-110D-MH	FVNR 43A, 3 Pole Starter, 110VDC Coil, No aux					
CAT7-43C-110D-MH-L22	FVNR 43A, 3 Pole Starter, 110VDC Coil, 2-NO, 2-NC					
CAT7-60-120-MJ	FVNR 60A, 3 Pole Starter, 120VAC Coil, No aux	CA7-60-00-120	TE473			CEP7-EEGE
CAT7-60-120-MJ-L22	FVNR 60A, 3 Pole Starter, 120VAC Coil, 2-NO, 2-NC	CA7-60-00-120	TE473	CA7-PA-11	CA7-PA-11	CEP7-EEGE
CAT7-60-220W-MJ	FVNR 60A, 3 Pole Starter, 220VAC Coil, No aux	CA7-60-00-220	TE296			CEP7-EEGE
CAT7-60-220W-MJ-L22	FVNR 60A, 3 Pole Starter, 220VAC Coil, 2-NO, 2-NC	CA7-60-00-220	TE296	CA7-PA-11	CA7-PA-11	CEP7-EEGE
CAT7-60-480-MJ	FVNR 60A, 3 Pole Starter, 480VAC Coil, No aux	CA7-60-00-480	TE475			CEP7-EEGE
CAT7-60-480-MJ-L22	FVNR 60A, 3 Pole Starter, 480VAC Coil, 2-NO, 2-NC	CA7-60-00-480	TE475	CA7-PA-11	CA7-PA-11	CEP7-EEGE



## SPRECHER + SCHUH


### Starters (cont.)

S.E.E.S. #	Description	Contactor	Coil	Aux Contact	Aux Contact	Overload
CAT7-60C-24D-MJ	FVNR 60A, 3 Pole Starter, 24VDC Coil, No aux					
CAT7-60C-24D-MJ-L22	FVNR 60A, 3 Pole Starter, 24VDC Coil, 2-NO, 2-NC					
CAT7-60C-110D-MJ	FVNR 60A, 3 Pole Starter, 110VDC Coil, No aux					
CAT7-60C-110D-MJ-L22	FVNR 60A, 3 Pole Starter, 110VDC Coil, 2-NO, 2-NC,					
CAT7-72-120-MJ	FVNR 72A, 3 Pole Starter, 120VAC Coil, No aux	CA7-72-00-120	TE473			CEP7-EEGE
CAT7-72-120-MJ-L22	FVNR 72A, 3 Pole Starter, 120VAC Coil, 2-NO, 2-NC	CA7-72-00-120	TE473	CA7-PA-11	CA7-PA-11	CEP7-EEGE
CAT7-72-220W-MJ	FVNR 72A, 3 Pole Starter, 220VAC Coil, No aux	CA7-72-00-220	TE296			CEP7-EEGE
CAT7-72-220W-MJ-L22	FVNR 72A, 3 Pole Starter, 220VAC Coil, 2-NO, 2-NC	CA7-72-00-220	TE296	CA7-PA-11	CA7-PA-11	CEP7-EEGE
CAT7-72-480-MJ	FVNR 72A, 3 Pole Starter, 480VAC Coil, No aux	CA7-72-00-480	TE475			CEP7-EEGE
CAT7-72-480-MJ-L22	FVNR 72A, 3 Pole Starter, 480VAC Coil, 2-NO, 2-NC	CA7-72-00-480	TE475	CA7-PA-11	CA7-PA-11	CEP7-EEGE
CAT7-72C-24D-MJ	FVNR 72A, 3 Pole Starter, 24VDC Coil, No aux					
CAT7-72C-24D-MJ-L22	FVNR 72A, 3 Pole Starter, 24VDC Coil, 2-NO, 2-NC					
CAT7-72C-110D-MJ	FVNR 72A, 3 Pole Starter, 110VDC Coil, No aux					
CAT7-72C-110D-MJ-L22	FVNR 72A, 3 Pole Starter, 110VDC Coil, 2-NO, 2-NC					
CAT7-85-120-MJ	FVNR 85A, 3 Pole Starter, 120VAC Coil, No aux	CA7-85-00-120	TE473			CEP7-EEGE
CAT7-85-120-MJ-L22	FVNR 85A, 3 Pole Starter, 120VAC Coil, 2-NO, 2-NC	CA7-85-00-120	TE473	CA7-PA-11	CA7-PA-11	CEP7-EEGE
CAT7-85-220W-MJ	FVNR 85A, 3 Pole Starter, 220VAC Coil, No aux	CA7-85-00-220	TE296			CEP7-EEGE
CAT7-85-220W-MJ-L22	FVNR 85A, 3 Pole Starter, 220VAC Coil, 2-NO, 2-NC	CA7-85-00-220	TE296	CA7-PA-11	CA7-PA-11	CEP7-EEGE
CAT7-85-480-MJ	FVNR 85A, 3 Pole Starter, 480VAC Coil, No aux	CA7-85-00-480	TE475			CEP7-EEGE
CAT7-85-480-MJ-L22	FVNR 85A, 3 Pole Starter, 480VAC Coil, 2-NO, 2-NC	CA7-85-00-480	TE475	CA7-PA-11	CA7-PA-11	CEP7-EEGE
CAT7-85C-24D-MJ	FVNR 85A, 3 Pole Starter, 24VDC Coil, No aux					
CAT7-85C-24D-MJ-L22	FVNR 85A, 3 Pole Starter, 24VDC Coil, 2-NO, 2-NC					
CAT7-85C-110D-MJ	FVNR 85A, 3 Pole Starter, 110VDC Coil, No aux					
CAT7-85C-110D-MJ-L22	FVNR 85A, 3 Pole Starter, 110VDC Coil, 2-NO, 2-NC					
<i>*For Items below see Lug section for additional items required, pg 232 &amp; 233</i>						
CAT6-110-120-MK	FVNR 110A, 3 Pole Starter, 120VAC Coil, 1-NO, 1-NC	CA6-110-11-120	CA6-TG473			CEP7-M110-10
CAT6-110-120-MK-L11	FVNR 110A, 3 Pole Starter, 120VAC Coil, 2-NO, 2-NC	CA6-110-11-120	CA6-TG473	CA6-S2-11		CEP7-M110-10
CAT6-110-240-MK	FVNR 110A, 3 Pole Starter, 220VAC Coil, 1-NO, 1-NC	CA6-110-11-240	CA6-TG858			CEP7-M110-10
CAT6-110-240-MK-L11	FVNR 110A, 3 Pole Starter, 220VAC Coil, 2-NO, 2-NC	CA6-110-11-240	CA6-TG858	CA6-S2-11		CEP7-M110-10
CAT6-110-480-MK	FVNR 110A, 3 Pole Starter, 480VAC Coil, 1-NO, 1-NC	CA6-110-11-480	CA6-TG475			CEP7-M110-10
CAT6-110-480-MK-L11	FVNR 110A, 3 Pole Starter, 480VAC Coil, 2-NO, 2-NC	CA6-110-11-480	CA6-TG475	CA6-S2-11		CEP7-M110-10
CAT6-110-24D-MK	FVNR 110A, 3 Pole Starter, 24VDC Coil, 1-NO, 1-NC					
CAT6-110-110D-MK	FVNR 110A, 3 Pole Starter, 24VDC Coil, 1-NO, 1-NC					
CAT6-140-120-ML	FVNR 140A, 3 Pole Starter, 120VAC Coil, 1-NO, 1-NC	CA6-140-11-120	CA6-TG475			CEP7-M180-10
CAT6-140-120-ML-L11	FVNR 140A, 3 Pole Starter, 120VAC Coil, 2-NO, 2-NC	CA6-140-11-120	CA6-TG475	CA6-S2-11		CEP7-M180-10
CAT6-140-240-ML	FVNR 140A, 3 Pole Starter, 220VAC Coil, 1-NO, 1-NC	CA6-140-11-240	CA6-TG858			CEP7-M180-10
CAT6-140-240-ML-L11	FVNR 140A, 3 Pole Starter, 220VAC Coil, 2-NO, 2-NC	CA6-140-11-240	CA6-TG858	CA6-S2-11		CEP7-M180-10
CAT6-140-480-ML	FVNR 140A, 3 Pole Starter, 480VAC Coil, 1-NO, 1-NC	CA6-140-11-480	CA6-TG475			CEP7-M180-10
CAT6-140-480-ML-L11	FVNR 140A, 3 Pole Starter, 480VAC Coil, 2-NO, 2-NC	CA6-140-11-480	CA6-TG475	CA6-S2-11		CEP7-M180-10
CAT6-140-24D-ML	FVNR 140A, 3 Pole Starter, 24VDC Coil, 1-NO, 1-NC					
CAT6-140-110D-ML	FVNR 140A, 3 Pole Starter, 24VDC Coil, 1-NO, 1-NC					

# SPRECHER + SCHUH



PESC-104-240V



PESC-146-240V



PCEC-074-600V-120V



PCS-025-600V

## Soft Starters

■ PESC Line Discontinued, replaced by PCEC LINE.

S.E.E.S. #	Description
PESC-104-240V	<b>S&amp;S Soft Starter</b> 104A 208-240VAC Y/D, replacement part # PCEC-104-600V-120V
PESC-104-480V	<b>S&amp;S Soft Starter</b> 104A 440-480VAC Y/D replacement part # PCEC-104-600V-120V
PESC-146-240V	<b>S&amp;S Soft Starter</b> 146A 208-240VAC Y/D replacement part # PCEC-147-600V-120V
PESC-146-480V	<b>S&amp;S Soft Starter</b> 146A 440-480VAC Y/D replacement part # PCEC-147-600V-120V
PESC-168-240V	<b>S&amp;S Soft Starter</b> 168A 208-240VAC Y/D replacement part # PCEC-234-600V-120V
PESC-168-480V	<b>S&amp;S Soft Starter</b> 168A 440-480VAC Y/D replacement part # PCEC-234-600V-120V
PESC-52-240V	<b>S&amp;S Soft Starter</b> 52A 208-240VAC Y/D replacement part # PCEC-51-600V-120V
PESC-52-480V	<b>S&amp;S Soft Starter</b> 52A 440-480VAC Y/D replacement part # PCEC-51-600V-120V
PESC-64-240V	<b>S&amp;S Soft Starter</b> 64A 208-240VAC Y/D replacement part # PCEC-64-600V-120V
PESC-64-480V	<b>S&amp;S Soft Starter</b> 64A 440-480VAC Y/D replacement part # PCEC-64-600V-120V
PESC-78-240V	<b>S&amp;S Soft Starter</b> 78A 208-240VAC Y/D replacement part # PCEC-74-600V-120V
PESC-78-480V	<b>S&amp;S Soft Starter</b> 78A 440-480VAC Y/D replacement part # PCEC-74-600V-120V


S.E.E.S. #	Description
PCEC-032-600V-120V	<b>S&amp;S Soft Starter</b> 32A 600V 120VAC Y/D
PCEC-032-600V-230V	<b>S&amp;S Soft Starter</b> 32A 600V 230VAC Y/D
PCEC-051-600V-120V	<b>S&amp;S Soft Starter</b> 51A 600V 120VAC Y/D
PCEC-051-600V-230V	<b>S&amp;S Soft Starter</b> 51A 600V 230VAC Y/D
PCEC-064-600V-120V	<b>S&amp;S Soft Starter</b> 64A 600V 120VAC Y/D
PCEC-064-600V-230V	<b>S&amp;S Soft Starter</b> 64A 600V 230VAC Y/D
PCEC-074-600V-120V	<b>S&amp;S Soft Starter</b> 74A 600V 120VAC Y/D
PCEC-074-600V-230V	<b>S&amp;S Soft Starter</b> 74A 600V 230VAC Y/D
PCEC-104-600V-120V	<b>S&amp;S Soft Starter</b> 104A 600V 120VAC Y/D
PCEC-104-600V-230V	<b>S&amp;S Soft Starter</b> 104A 600V 230VAC Y/D
PCEC-147-600V-120V	<b>S&amp;S Soft Starter</b> 147A 600V 120VAC Y/D
PCEC-147-600V-230V	<b>S&amp;S Soft Starter</b> 147A 600V 230VAC Y/D
PCEC-234-600V-120V	<b>S&amp;S Soft Starter</b> 234A 600V 120VAC Y/D
PCEC-234-600V-230V	<b>S&amp;S Soft Starter</b> 234A 600V 230VAC Y/D

S.E.E.S. #	Description
PCS-003-600V	<b>Soft Starter</b> , 3 Wire 3 AMP 600V
PCS-009-600V	<b>Soft Starter</b> , 3 Wire 9A 600V
PCS-016-600V	<b>Soft Starter</b> , 3 Wire 16A 600V
PCS-019-600V	<b>Soft Starter</b> , 3 Wire 20A 600V
PCS-025-600V	<b>Soft Starter</b> , 3 Wire 25A 600V
PCS-085-600V	<b>Starter</b> , Solid State, 85amp
PCS-PA-01	<b>Auxillary Contact Block</b> , 1-NC
PCS-PA-10	<b>Auxillary Contact Block</b> , 1-NO
PCS-PA-11	<b>Auxillary Contact Block</b> , 1-NO 1-NC
PCS-PA-20	<b>Auxillary Contact Block</b> , 2-NO
PCS-23-CI23	<b>Connecting Module</b> for CA7-9-23
PCS-25S-CC25	<b>Connecting Module</b> for KT7-25S
PCS-37-CI37	<b>Connecting Module</b> for CA7-9...37
PCS-37-CI37	<b>Connecting Module</b> for CA7-9...37
PCS-45H-CF45	<b>Connecting Module</b> for KT7-45H



## SPRECHER + SCHUH

### Reversing Starters




S.E.E.S. #	Description	Contactors
CAUT7-12-120-MF	FV Reversing 12A, 3 Pole Starter, 120VAC Coil, 1-NO, 1-NC extra aux	CA7-12-10-120
CAUT7-12-220W-MF	FV Reversing 12A, 3 Pole Starter, 220VAC Coil, 1-NO, 1-NC extra aux	CA7-12-10-220W
CAUT7-12-480-MF	FV Reversing 12A, 3 Pole Starter, 480VAC Coil, 1-NO, 1-NC extra aux	CA7-12-10-480
CAUT7-12C-24D-MF	FV Reversing 12A, 3 Pole Starter, 24VDC Coil, 1-NO, 1-NC extra aux	
CAUT7-12C-110D-MF	FV Reversing 12A, 3 Pole Starter, 110VDC Coil, 1-NO, 1-NC extra aux	
CAUT7-16-120-MF	FV Reversing 16A, 3 Pole Starter, 120VAC Coil, 1-NO, 1-NC extra aux	CA7-16-10-120
CAUT7-16-220W-MF	FV Reversing 16A, 3 Pole Starter, 220VAC Coil, 1-NO, 1-NC extra aux	CA7-16-10-220W
CAUT7-16-480-MF	FV Reversing 16A, 3 Pole Starter, 480VAC Coil, 1-NO, 1-NC extra aux	CA7-16-10-480
CAUT7-16C-24D-MF	FV Reversing 16A, 3 Pole Starter, 24VDC Coil, 1-NO, 1-NC extra aux	
CAUT7-16C-110D-MF	FV Reversing 16A, 3 Pole Starter, 110VDC Coil, 1-NO, 1-NC extra aux	
CAUT7-23-120-MF	FV Reversing 23A, 3 Pole Starter, 120VAC Coil, 1-NO, 1-NC extra aux	CA7-23-10-120
CAUT7-23-220W-MF	FV Reversing 23A, 3 Pole Starter, 220VAC Coil, 1-NO, 1-NC extra aux	CA7-23-10-220W
CAUT7-23-480-MF	FV Reversing 23A, 3 Pole Starter, 480VAC Coil, 1-NO, 1-NC extra aux	CA7-23-10-480
CAUT7-23C-24D-MF	FV Reversing 23A, 3 Pole Starter, 24VDC Coil, 1-NO, 1-NC extra aux	
CAUT7-23C-110D-MF	FV Reversing 23A, 3 Pole Starter, 110VDC Coil, 1-NO, 1-NC extra aux	
CAUT7-30-120-MG	FV Reversing 30A, 3 Pole Starter, 120VAC Coil, 1-NO, 1-NC extra aux	CA7-30-10-120
CAUT7-30-220W-MG	FV Reversing 30A, 3 Pole Starter, 220VAC Coil, 1-NO, 1-NC extra aux	CA7-30-10-220W
CAUT7-30-480-MG	FV Reversing 30A, 3 Pole Starter, 480VAC Coil, 1-NO, 1-NC extra aux	CA7-30-10-480
CAUT7-30C-24D-MG	FV Reversing 30A, 3 Pole Starter, 24VDC Coil, 1-NO, 1-NC extra aux	
CAUT7-30C-110D-MG	FV Reversing 30A, 3 Pole Starter, 110VDC Coil, 1-NO, 1-NC extra aux	
CAUT7-37-120-MG	FV Reversing 37A, 3 Pole Starter, 120VAC Coil, 1-NO, 1-NC extra aux	CA7-37-00-120
CAUT7-37-220W-MG	FV Reversing 37A, 3 Pole Starter, 220VAC Coil, 1-NO, 1-NC extra aux	CA7-37-00-220W
CAUT7-37-480-MG	FV Reversing 37A, 3 Pole Starter, 480VAC Coil, 1-NO, 1-NC extra aux	CA7-37-00-480
CAUT7-37C-24D-MG	FV Reversing 37A, 3 Pole Starter, 24VDC Coil, 1-NO, 1-NC extra aux	
CAUT7-37C-110D-MG	FV Reversing 37A, 3 Pole Starter, 110VDC Coil, 1-NO, 1-NC extra aux	
CAUT7-43-120-MH	FV Reversing 43A, 3 Pole Starter, 120VAC Coil, 1-NO, 1-NC extra aux	CA7-43-00-120
CAUT7-43-220W-MH	FV Reversing 43A, 3 Pole Starter, 220VAC Coil, 1-NO, 1-NC extra aux	CA7-43-00-220W
CAUT7-43-480-MH	FV Reversing 43A, 3 Pole Starter, 480VAC Coil, 1-NO, 1-NC extra aux	CA7-43-00-480
CAUT7-43C-24D-MH	FV Reversing 43A, 3 Pole Starter, 24VDC Coil, 1-NO, 1-NC extra aux	
CAUT7-43C-110D-MH	FV Reversing 43A, 3 Pole Starter, 110VDC Coil, 1-NO, 1-NC extra aux	
CAUT7-60-120-MJ	FV Reversing 60A, 3 Pole Starter, 120VAC Coil, 1-NO, 1-NC extra aux	CA7-60-00-120
CAUT7-60-220W-MJ	FV Reversing 60A, 3 Pole Starter, 220VAC Coil, 1-NO, 1-NC extra aux	CA7-60-00-220W
CAUT7-60-480-MJ	FV Reversing 60A, 3 Pole Starter, 480VAC Coil, 1-NO, 1-NC extra aux	CA7-60-00-480
CAUT7-60C-24D-MJ	FV Reversing 60A, 3 Pole Starter, 24VDC Coil, 1-NO, 1-NC extra aux	
CAUT7-60C-110D-MJ	FV Reversing 60A, 3 Pole Starter, 110VDC Coil, 1-NO, 1-NC extra aux	

## SPRECHER + SCHUH

Contactor	Coil	Aux Contact	Aux Contact	Overload	Mech/Elect Interlock	Reverse Power Wiring
CA7-12-10-120	TA473	CA7-PA-11	CA7-PA-11	CEP7-EEEB	CM7-02	CAUT7-PW23
CA7-12-10-220W	TA296	CA7-PA-11	CA7-PA-11	CEP7-EEEB	CM7-02	CAUT7-PW23
CA7-12-10-480	TA475	CA7-PA-11	CA7-PA-11	CEP7-EEEB	CM7-02	CAUT7-PW23
CA7-16-10-120	TA473	CA7-PA-11	CA7-PA-11	CEP7-EEEB	CM7-02	CAUT7-PW23
CA7-16-10-220W	TA296	CA7-PA-11	CA7-PA-11	CEP7-EEEB	CM7-02	CAUT7-PW23
CA7-16-10-480	TA475	CA7-PA-11	CA7-PA-11	CEP7-EEEB	CM7-02	CAUT7-PW23
CA7-23-10-120	TC473	CA7-PA-11	CA7-PA-11	CEP7-EEEB	CM7-02	CAUT7-PW23
CA7-23-10-220W	TC296	CA7-PA-11	CA7-PA-11	CEP7-EEEB	CM7-02	CAUT7-PW23
CA7-23-10-480	TC475	CA7-PA-11	CA7-PA-11	CEP7-EEEB	CM7-02	CAUT7-PW23
CA7-30-10-120	TC473	CA7-PA-11	CA7-PA-11	CEP7-EEFD	CM7-02	CAUT7-PW37
CA7-30-10-220W	TC296	CA7-PA-11	CA7-PA-11	CEP7-EEFD	CM7-02	CAUT7-PW37
CA7-30-10-480	TC475	CA7-PA-11	CA7-PA-11	CEP7-EEFD	CM7-02	CAUT7-PW37
CA7-37-00-120	TC473	CA7-PA-11	CA7-PA-11	CEP7-EEFD	CM7-02	CAUT7-PW37
CA7-37-00-220W	TC296	CA7-PA-11	CA7-PA-11	CEP7-EEFD	CM7-02	CAUT7-PW37
CA7-37-00-480	TC475	CA7-PA-11	CA7-PA-11	CEP7-EEFD	CM7-02	CAUT7-PW37
CA7-43-00-120	TD473	CA7-PA-11	CA7-PA-11	CEP7-EEFD	CM7-02	CAUT7-PW43
CA7-43-00-220W	TD296	CA7-PA-11	CA7-PA-11	CEP7-EEFD	CM7-02	CAUT7-PW43
CA7-43-00-480	TD475	CA7-PA-11	CA7-PA-11	CEP7-EEFD	CM7-02	CAUT7-PW43
CA7-60-00-120	TE473	CA7-PA-11	CA7-PA-11	CEP7-EEGE	CM7-02	CAUT7-PW85
CA7-60-00-220W	TE296	CA7-PA-11	CA7-PA-11	CEP7-EEGE	CM7-02	CAUT7-PW85
CA7-60-00-480	TE475	CA7-PA-11	CA7-PA-11	CEP7-EEGE	CM7-02	CAUT7-PW85



## SPRECHER + SCHUH



CAUT7-72-120-MJ

### Reversing Starters (cont.)

S.E.E.S. #	Description	Contactor
CAUT7-72-120-MJ	FV Reversing 72A, 3 Pole Starter, 120VAC Coil, 1-NO, 1-NC extra aux	CA7-72-00-120
CAUT7-72-220W-MJ	FV Reversing 72A, 3 Pole Starter, 220VAC Coil, 1-NO, 1-NC extra aux	CA7-72-00-220W
CAUT7-72-480-MJ	FV Reversing 72A, 3 Pole Starter, 480VAC Coil, 1-NO, 1-NC extra aux	CA7-72-00-480
CAUT7-72C-24D-MJ	FV Reversing 72A, 3 Pole Starter, 24VDC Coil, 1-NO, 1-NC extra aux	
CAUT7-72C-110D-MJ	FV Reversing 72A, 3 Pole Starter, 110VDC Coil, 1-NO, 1-NC extra aux	
CAUT7-85-120-MJ	FV Reversing 85A, 3 Pole Starter, 120VAC Coil, 1-NO, 1-NC extra aux	CA7-85-00-120
CAUT7-85-220W-MJ	FV Reversing 85A, 3 Pole Starter, 220VAC Coil, 1-NO, 1-NC extra aux	CA7-85-00-220W
CAUT7-85-480-MJ	FV Reversing 85A, 3 Pole Starter, 480VAC Coil, 1-NO, 1-NC extra aux	CA7-85-00-480
CAUT7-85-480-EGE	FV Reversing 85A 480VAC Coil, with overload	
CAUT7-85C-24D-MJ	FV Reversing 85A, 3 Pole Starter, 24VDC Coil, 1-NO, 1-NC extra aux	
CAUT7-85C-110D-MJ	FV Reversing 85A, 3 Pole Starter, 110VDC Coil, 1-NO, 1-NC extra aux	
*For Items below see Lug section for additional items required		
CAUT6-110-120-MK	FV Reversing 110A, 3 Pole Starter, 120VAC Coil, 1-NO, 1-NC	CA6-110-11-120
CAUT6-110-120-MK-L11	FV Reversing 110A, 3 Pole Starter, 120VAC Coil, 2-NO, 2-NC	CA6-110-11-120
CAUT6-110-240-MK	FV Reversing 110A, 3 Pole Starter, 220VAC Coil, 1-NO, 1-NC	CA6-110-11-240
CAUT6-110-240-MK-L11	FV Reversing 110A, 3 Pole Starter, 220VAC Coil, 2-NO, 2-NC	CA6-110-11-240
CAUT6-110-480-MK	FV Reversing 110A, 3 Pole Starter, 480VAC Coil, 1-NO, 1-NC	CA6-110-11-480
CAUT6-110-480-MK-L11	FV Reversing 110A, 3 Pole Starter, 480VAC Coil, 2-NO, 2-NC	CA6-110-11-480
CAUT6-110-24D-MK	FV Reversing 110A, 3 Pole Starter, 24VDC Coil, 1-NO, 1-NC	
CAUT6-110-110D-MK	FV Reversing 110A, 3 Pole Starter, 24VDC Coil, 1-NO, 1-NC	
CAUT6-140-120-ML	FV Reversing 140A, 3 Pole Starter, 120VAC Coil, 1-NO, 1-NC	CA6-140-11-120
CAUT6-140-120-ML-L11	FV Reversing 140A, 3 Pole Starter, 120VAC Coil, 2-NO, 2-NC	CA6-140-11-120
CAUT6-140-240-ML	FV Reversing 140A, 3 Pole Starter, 220VAC Coil, 1-NO, 1-NC	CA6-140-11-240
CAUT6-140-240-ML-L11	FV Reversing 140A, 3 Pole Starter, 220VAC Coil, 2-NO, 2-NC	CA6-140-11-240
CAUT6-140-480-ML	FV Reversing 140A, 3 Pole Starter, 480VAC Coil, 1-NO, 1-NC	CA6-140-11-480
CAUT6-140-480-ML-L11	FV Reversing 140A, 3 Pole Starter, 480VAC Coil, 2-NO, 2-NC	CA6-140-11-480
CAUT6-140-24D-ML	FV Reversing 140A, 3 Pole Starter, 24VDC Coil, 1-NO, 1-NC	
CAUT6-140-110D-ML	FV Reversing 140A, 3 Pole Starter, 24VDC Coil, 1-NO, 1-NC	
CA6-S2-11	Auxiliary Contact 1NO/1NC	
CA6-S1-11	Auxiliary Contact	
CS7-PV-04	Top Mount Auxillary, 4 N.O.	

### Lugs and Accessories

S.E.E.S. #	CA6 Lugs Line Side	CA6 Lugs Load Side	Overload Lugs	Overload to Contactor Conductors	Overload to Contactor Conductors
CAT6-110-120-MK	CA6-105-HU	CA6-105-HU	CEP7-110-LE1	CEP7-110-PCE	–
CAT6-110-120-MK-L11	CA6-105-HU	CA6-105-HU	CEP7-110-LE1	CEP7-110-PCE1	–
CAT6-110-240-MK	CA6-105-HU	CA6-105-HU	CEP7-110-LE1	CEP7-110-PCE1	–
CAT6-110-240-MK-L11	CA6-105-HU	CA6-105-HU	CEP7-110-LE1	CEP7-110-PCE1	–
CAT6-110-480-MK	CA6-105-HU	CA6-105-HU	CEP7-110-LE1	CEP7-110-PCE1	–
CAT6-110-480-MK-L11	CA6-105-HU	CA6-105-HU	CEP7-110-LE1	CEP7-110-PCE1	–
CAT6-140-120-ML	CA6-170-HU	CA6-170-HU	CEP7-180-LF1	CEP7-180-PCF1	–
CAT6-140-120-ML-L11	CA6-170-HU	CA6-170-HU	CEP7-180-LF1	CEP7-180-PCF1	–
CAT6-140-240-ML	CA6-170-HU	CA6-170-HU	CEP7-180-LF1	CEP7-180-PCF1	–
CAT6-140-240-ML-L11	CA6-170-HU	CA6-170-HU	CEP7-180-LF1	CEP7-180-PCF1	–

## SPRECHER + SCHUH

Contactor	Coil	Aux Contact	Aux Contact	Overload	Mech/Elect Interlock	Reverse Power Wiring
CA7-72-00-120	TE473	CA7-PA-11	CA7-PA-11	CEP7-EEGE	CM7-02	CAUT7-PW85
CA7-72-00-220W	TE296	CA7-PA-11	CA7-PA-11	CEP7-EEGE	CM7-02	CAUT7-PW85
CA7-72-00-480	TE475	CA7-PA-11	CA7-PA-11	CEP7-EEGE	CM7-02	CAUT7-PW85
CA7-85-00-120	TE473	CA7-PA-11	CA7-PA-11	CEP7-EEGE	CM7-02	CAUT7-PW85
CA7-85-00-220W	TE296	CA7-PA-11	CA7-PA-11	CEP7-EEGE	CM7-02	CAUT7-PW85
CA7-85-00-480	TE475	CA7-PA-11	CA7-PA-11	CEP7-EEGE	CM7-02	CAUT7-PW85
CA6-110-11-120	CA6-TG473			CEP7-M110-10	CM6-D02	CA6-180-VL
CA6-110-11-120	CA6-TG473	CA6-S2-11		CEP7-M110-10	CM6-D02	CA6-180-VL
CA6-110-11-240	CA6-TG858			CEP7-M110-10	CM6-D02	CA6-180-VL
CA6-110-11-240	CA6-TG858	CA6-S2-11		CEP7-M110-10	CM6-D02	CA6-180-VL
CA6-110-11-480	CA6-TG475			CEP7-M110-10	CM6-D02	CA6-180-VL
CA6-110-11-480	CA6-TG475	CA6-S2-11		CEP7-M110-10	CM6-D02	CA6-180-VL
CA6-140-11-120	CA6-TG473			CEP7-M180-10	CM6-D02	CA6-180-VL
CA6-140-11-120	CA6-TG473	CA6-S2-11		CEP7-M180-10	CM6-D02	CA6-180-VL
CA6-140-11-240	CA6-TG858			CEP7-M180-10	CM6-D02	CA6-180-VL
CA6-140-11-240	CA6-TG858	CA6-S2-11		CEP7-M180-10	CM6-D02	CA6-180-VL
CA6-140-11-480	CA6-TG475			CEP7-M180-10	CM6-D02	CA6-180-VL
CA6-140-11-480	CA6-TG475	CA6-S2-11		CEP7-M180-10	CM6-D02	CA6-180-VL

## Lugs and Accessories

S.E.E.S #	CA6 Lugs Line Side	CA6 Lugs Load Side	Overload Lugs	Overload to Contactor Conductors	Overload to Contactor Conductors
<b>CAT6-140-480-ML</b>	CA6-170-HU	CA6-170-HU	CEP7-180-LF1	CEP7-180-PCF1	—
<b>CAT6-140-480-ML-L11</b>	CA6-170-HU	CA6-170-HU	CEP7-180-LF1	CEP7-180-PCF1	
<b>CAUT6-110-120-MK</b>	CA6-180-VT	CA6-105-HU	CA6-105-HU	CEP7-110-LE1	CEP7-110-PCE1
<b>CAUT6-110-120-MK-L11</b>	CA6-180-VT	CA6-105-HU	CA6-105-HU	CEP7-110-LE1	CEP7-110-PCE1
<b>CAUT6-110-240-MK</b>	CA6-180-VT	CA6-105-HU	CA6-105-HU	CEP7-110-LE1	CEP7-110-PCE1
<b>CAUT6-110-240-MK-L11</b>	CA6-180-VT	CA6-105-HU	CA6-105-HU	CEP7-110-LE1	CEP7-110-PCE1
<b>CAUT6-110-480-MK</b>	CA6-180-VT	CA6-105-HU	CA6-105-HU	CEP7-110-LE1	CEP7-110-PCE1
<b>CAUT6-110-480-MK-L11</b>	CA6-180-VT	CA6-105-HU	CA6-105-HU	CEP7-110-LE1	CEP7-110-PCE1
<b>CAUT6-140-120-ML</b>	CA6-180-VT	CA6-170-HU	CA6-170-HU	CEP7-180-LF1	CEP7-180-PCF1
<b>CAUT6-140-120-ML-L11</b>	CA6-180-VT	CA6-170-HU	CA6-170-HU	CEP7-180-LF1	CEP7-180-PCF1
<b>CAUT6-140-240-ML</b>	CA6-180-VT	CA6-170-HU	CA6-170-HU	CEP7-180-LF1	CEP7-180-PCF1
<b>CAUT6-140-240-ML-L11</b>	CA6-180-VT	CA6-170-HU	CA6-170-HU	CEP7-180-LF1	CEP7-180-PCF1
<b>CAUT6-140-480-ML</b>	CA6-180-VT	CA6-170-HU	CA6-170-HU	CEP7-180-LF1	CEP7-180-PCF1
<b>CAUT6-140-480-ML-L11</b>	CA6-180-VT	CA6-170-HU	CA6-170-HU	CEP7-180-LF1	CEP7-180-PCF1



## Additional O.E.M. Contactors & Starters

### Allen Bradley

S.E.E.S. #	O.E.M. #	Description	Additional Description
ABC-001	104C16D22	<b>Reversing Contactor</b> , 600V 16A 3Pole	120VAC coil
ABC-002	1370-NC56	<b>Contactor</b> , 600V 260A 2Pole	120VAC coil
ABC-003	505-AOD	<b>Reversing Starter</b> , 20A 6Pole 2N.O.	120VAC coil, 2 N.O.
ABC-004	505-COH-7-19C	<b>Reversing Starter</b> , 6Pole 45A	208VAC coil, size 2 Nema, 1N.O.
ABC-005	509-DOA	<b>Starter</b> , 3Pole 90A 240VAC	240VAC coil, 1 N.O.
ABC-006	EHDB130C-11	<b>Contactor</b> , 600V 130A 3Pole	120VAC coil, 2N.O./2N.C. Aux
ABC-007	EHN145C-211	<b>Contactor</b> , 600V 145A 3Pole	240VAC coil, 2N.O./2N.C. Aux
ABC-008	EH210C-2	<b>Contactor</b> , 600V 210A 3Pole	240VAC coil, 1N.O./1N.C. Aux
ABC-009	EHDB220C-1L11	<b>Contactor</b> , 600V 220A 3Pole	120VAC coil, 2N.O./2N.C. Aux
ABC-010	EHDB280C-1L11	<b>Contactor</b> , 600V 280A 3Pole	120VAC coil, 2N.O./2N.C. Aux
ABC-011	EHDB280C-20-11	<b>Contactor</b> , 600V 280A 3Pole	240VAC coil, 2N.O./2N.C. Aux
ABC-012	EHDB360C-1L11	<b>Contactor</b> , 600V 360A 3Pole	120VAC coil, 2N.O./2N.C. Aux
ABC-013	EG40-1	<b>Reversing Contactor</b> , 600V 45A 3Pole	120VAC coil, 2N.O./2N.C. Aux
ABC-014	300B230P	<b>Reversing Contactor</b> , 600V 45A 3Pole	208VAC coil, 2N.O./2N.C. Aux

### Cutler Hammer

S.E.E.S. #	O.E.M. #	Description	Additional Description
CHC-001	A201K2CB	<b>Contactor</b> , 600V 45A 3Pole NEMA 2	208VAC coil, 1N.O./1N.C. Aux
CHC-002	A201K3CW	<b>Contactor</b> , 600V 90A 3Pole NEMA 3	240VAC coil, 1N.O./1N.C. Aux
CHC-003	A201K3CB	<b>Contactor</b> , 600V 90A 3Pole NEMA 3	208VAC coil, 1N.O./1N.C. Aux
CHC-004	A201K4CB	<b>Contactor</b> , 600V 135A 3Pole NEMA 4	208VAC coil, 1N.O./1N.C. Aux
CHC-005	A211K2CB	<b>Reversing Contactor</b> , 600V 45A 6Pole NEMA 2	208VAC coil, 2N.O./2N.C. Aux
CHC-006	A211K3CB	<b>Reversing Contactor</b> , 600V 90A 6Pole NEMA 3	208VAC coil, 2N.O./2N.C. Aux
CHC-007	A211K3CB	<b>Reversing Contactor</b> , 600V 90A 6Pole NEMA 3	120VAC coil, 1N.O./1N.C. Aux
CHC-008	A211K3CW	<b>Reversing Contactor</b> , 600V 90A 6Pole NEMA 3	240VAC coil, w/o auxiliary

### Fujitec

S.E.E.S. #	O.E.M. #	Description	Additional Description
FUC-001	SC-5N	<b>Contactor</b> , 600V 125A 3Pole	120VAC coil, 2N.O. Aux

### Furnas

S.E.E.S. #	O.E.M. #	Description	Additional Description
FNC-001	40FP32AF	<b>Contactor</b> , 600V 45A 3Pole #2	120VAC coil, 1N.O. Aux
FNC-002	40HP32AA	<b>Contactor</b> , 600V 90A 3Pole #3	120/240VAC coil, 1N.O. Aux
FNC-003	42BF25AF	<b>Contactor</b> , 600V 30A 4Pole	120VAC coil
FNC-004	41NB30AFP	<b>Contactor</b> , 600V 30A 3Pole	120VAC coil
FNC-005	14GP32AC81	<b>Contactor</b> , 600V 60A 3Pole #2.5	120/240VAC coil, 1N.O.Aux/Overld
FNC-006	14FP32AC81	<b>Contactor</b> , 600V 45A 3Pole #2	240/480VAC coil, 1N.O.Aux/Overld

### Moeller

S.E.E.S. #	O.E.M. #	Description	Additional Description
MRC-001	DIL 00AM	<b>Contactor</b> , 600V 20A 3Pole	120VAC coil, 1N.O./1N.C. Aux



## Additional O.E.M. Contactors

### Siemens

S.E.E.S. #	O.E.M. #	Description	Additional Description
SMC-001	3TF4422-OAK6	<b>Contactor</b> , 600V 55A 3Pole	120VAC coil, 2N.O./2N.C. Aux
SMC-002	3TF50	<b>Contactor</b> , 600V 160A 3Pole	120VAC coil, 2N.O./2N.C. Aux
SMC-003	3TF52	<b>Contactor</b> , 600V 200A 3Pole	120VAC coil, 2N.O./2N.C. Aux
SMC-004	FRC-M18-AC120V	<b>Contactor</b> , 600V 20A 3Pole	120VAC coil

### Square D

S.E.E.S. #	O.E.M. #	Description	Additional Description
SQDC-001	8910DP12V02	<b>Contactor</b> , 600V 20A 2Pole	120VAC coil, no aux.

### Struthers Dunn

S.E.E.S. #	O.E.M. #	Description	Additional Description
SDC-001	A575KXX-AC220	<b>Reversing Contactor</b> , 600V 15A 3Pole	220VAC coil




### Telemecanique

S.E.E.S. #	O.E.M. #	Description	Additional Description
TMC-001	LC1-DO901M7	<b>Contactor</b> , 600V 25A 3Pole NEMA 2	220VAC coil, 2N.O./2N.C. Aux
TMC-002	LC1-D1201	<b>Contactor</b> , 600V 25A 3Pole NEMA 3	208VAC coil, 2N.O./2N.C. Aux
TMC-003	LC1-D18U7	<b>Contactor</b> , 600V 35A 3Pole NEMA 3	240VAC coil, 2N.O./2N.C. Aux
TMC-004	LC1-DT40G7	<b>Contactor</b> , 600V 40A 3Pole NEMA 4	120VAC coil, 2N.O./2N.C. Aux
TMC-005	LC1-D258G7	<b>Contactor</b> , 600V 40A 3Pole NEMA 2	120VAC coil, 2N.O./2N.C. Aux
TMC-006	LC1-D25G7	<b>Contactor</b> , 600V 40A 3Pole NEMA 3	120VAC coil, 2N.O./2N.C. Aux

### Ward Leonard

S.E.E.S. #	O.E.M. #	Description	Additional Description
WLC-001	HDP9-11103	<b>Contactor</b> , 600V 265A 3Pole	w/ blow-out 1N.O./1N.C. Aux

## Joslyn Clark



S.E.E.S.#	O.E.M. #	Description
JC-9	DWRU220	<b>Phase Monitor</b> 190-270V, Socket included
JC-9A	PLR240A	<b>Phase Monitor</b> 220-240V, Octal plug-in
JC-10	DWRU440	<b>Phase Monitor</b> Assembly 380-500V Socket included
JC-10A	PLR480A	<b>Phase Monitor</b> Assembly 440-480V, Octal plug-in

S.E.E.S.#	O.E.M. #	Description
JC-1	T23V032-26	<b>Starter</b> , Size 2, 200-240V
JC-1A	T230V032-86	<b>Starter</b> , Size 2, 200-208V
JC-1B	T13V033-26	<b>Starter</b> , Size 3, 220-240V
JC-1C	T13V033-86	<b>Starter</b> , Size 3, 200-208V

S.E.E.S. #	O.E.M. #	Description
JC-8	KHP-C53527	<b>Auxiliary Contact</b> Assembly 1 N.O. , 1 N.C.

S.E.E.S. #	O.E.M. #	Description
JC-2	TB-159-1-69001	<b>Coil</b> for #2 Starter, 110 VAC
JC-2A	TB-159-10	<b>Coil</b> for #2 Starter, 208 VAC
JC-2B	TB-159-269002	<b>Coil</b> for #2 Starter, 220-240VAC
JC-2C	TB-162-7	<b>Coil</b> for #3 Starter, 110-120VAC
JC-2D	TB-162-14	<b>Coil</b> for #3 Starter, 200-208VAC
JC-2E	TB-162-8-69108	<b>Coil</b> for #3 Starter, 220-240VAC

S.E.E.S. #	O.E.M. #	Description
JC-3A	K760, KTM311	<b>Contact Kit</b> , Size 00-0-1, 3 Pole
JC-3	K765, KTM321	<b>Contact Kit</b> , Size 2 Starter
JC-4	K770, KTM331	<b>Contact Kit</b> , Size 3 Starter

S.E.E.S. #	O.E.M. #	Heater Description
JC-5	2454, 62454	27.2 - 31.9 Amps
JC-5A	2455, 62455	32.0 - 35.9 Amps
JC-5B	2456, 62456	36.0 - 38.9 Amps
JC-5C	2467, 62457	39.0 - 40.0 Amps
JC-5D	2459, 62459	38.4 - 41.5 Amps
JC-5E	2528, 62528	39.2 - 42.3 Amps
JC-5F	2529, 62529	42.4 - 46.4 Amps
JC-5G	2530, 62530	46.5 - 50.8 Amps

## Reversing Contactors

S.E.E.S. #	O.E.M. #	Description
JC-6	A77-350737A-1	<b>Reversing Contactor</b> , Joslyn Clark, 120VAC
JC-6A	KTB-175-1	<b>Coil</b> for Reversing Contactor, 120VAC
JC-7	A77-350737A-2	<b>Reversing Contactor</b> , Joslyn Clark, 208-240VAC
JC-7A	KTB-175-2	<b>Coil</b> for Reversing Contactor, 208-240VAC

## Aromat Starters

Long-life Aromat starters have arc suppression especially for jogging duty, momentary voltage drop endurance and overload and phase loss protection.

S.E.E.S. #	O.E.M. #	Description	Voltage	Amp.
ARO-S1	F35U	Starter Size 1++	208	45
ARO-S1A	F35U	Starter Size 1++	120	34
ARO-S2	F35U	Starter Size 1++	240	28
ARO-S2A	F50U	Starter Size 2	120	42
ARO-S3	F50U	Starter Size 2	208	42
ARO-S4	F50U	Starter Size 2	240	42
ARO-S5	F65U	Starter Size 2+	120	54
ARO-S6	F65U	Starter Size 2+	208	54
ARO-S7	F65U	Starter Size 2+	240	54
ARO-S8	F65U	Starter Size 2+	480	54
ARO-S8A	F80U	Starter Size 3	120	80
ARO-S9	F80U	Starter Size 3	208	80
ARO-S10	F80U	Starter Size 3	240	80
ARO-S11	F80U	Starter Size 3	480	80
ARO-S11A	F85U	Starter Size 3+	120	95
ARO-S12	F85U	Starter Size 3+	208	95
ARO-S13	F85U	Starter Size 3+	240	95
ARO-S13A	F160U	Starter Size 4	120	165
ARO-S14	F160U	Starter Size 4	208	165
ARO-S15	F160U	Starter Size 4	240	165



## Reversing Starters

S.E.E.S. #	O.E.M. #	Description	Volt.	Amp.
ARRS-1	FRM35U	Reversing Starter Size 1+	240	45
ARRS-1A	FRM50U	Reversing Starter Size 2	120	56
ARRS-2	FRM50U	Reversing Starter Size 2	240	56
ARRS-2A	FRM65U	Reversing Starter Size 2+	120	68
ARRS-3	FRM65U	Reversing Starter Size 2+	240	68
ARRS-4	FRM80U	Reversing Starter Size 3	240	90
ARRS-4A	FRM80U	Reversing Starter Size 3	120	90
ARRS-5	FRM85U	Reversing Starter Size 3+	240	110
ARRS-5A	FRM85U	Reversing Starter Size 3+	120	110

## Overload Relays

These relays offer phase loss protection and temperature compensation with an easy setting adjustment dial.

S.E.E.S. #	O.E.M. #	Description	Amperes
ARO-01	FT50U	Overload Relay Size 2	30-45
ARO-02	FT50U	Overload Relay Size 2	38-56
ARO-03	FT80U	Overload Relay Size 3	48-68
ARO-04	FT80U	Overload Relay Size 3	60-90
ARO-05	FT80U	Overload Relay Size 3	80-110
ARO-06	FT190U	Overload Relay Size 4+	60-95
ARO-07	FT190U	Overload Relay Size 4+	80-130

## Coils

S.E.E.S. #	Coil Voltage For Relay	Type
ARO-C1	120VAC Size 1+, 2+	50
ARO-C2	208VAC Size 1+, 2	50
ARO-C3	240VAC Size 1+, 2	50
ARO-C4	480VAC Size 1+, 2	50
ARO-C5	120VAC Size 2+, 3, 3+	85
ARO-C6	208VAC Size 2+, 3, 3+	85
ARO-C7	240VAC Size 2+, 3, 3+	85
ARO-C8	480VAC Size 2+, 3, 3+	85
ARO-C9	120VAC Size 4, 4+	190
ARO-C10	208VAC Size 4, 4+	190
ARO-C11	240VAC Size 4, 4+	190
ARO-C12	480VAC Size 4, 4+	190

## Contact Kits

S.E.E.S. #	Description	Type
CKARO-1	Contact Kit, 1+	35
CKARO-2	Contact Kit, 2	50
CKARO-3	Contact Kit, 2+	65
CKARO-4	Contact Kit, 3	80
CKARO-5	Contact Kit, 3+	85
CKARO-6	Contact Kit 4+	190




## Relays



PR-102



PR-102SS



PR-103



PR-103S



PR-103SS



PR-104



PR-120



PR-110



ORP-45


## Aromat Relays

S.E.E.S. #	O.E.M. #	Description
PR-102	HG2-120VAC	<b>Relay</b> , DPDT 20 Amp
PR-102SS	HG2-SS	<b>Socket</b> , solder terminal for DP relay
PR-103	HG4-AC115	<b>Relay</b> , 4PDT 20 Amp, 115VAC
PR-103A	HG4-AC240	<b>Relay</b> , 4PDT 20 Amp, 240VAC
PR-103B	HG4-DC110	<b>Relay</b> , 4PDT 20 Amp, 110VDC
PR-103S	HG4-SF	<b>Socket</b> , surface mount for 4P relay
PR-103SS	HG4-SS	<b>Socket</b> , solder terminal for 4P relay
PR-104	HC4-H-AC115V	<b>Relay</b> , 4PDT, 5 Amp, 115VAC
PR-104A	HC4-H-AC240V	<b>Relay</b> , 4PDT, 5 Amp, 240VAC
PR-104B	HC4-H-DC110V	<b>Relay</b> , 4PDT, 5 Amp, 110VDC
PR-110	PDX-4C-30S-AC120V	<b>Time Delay Relay</b>
PR-111	SIDX-A4C3S-DC125V	<b>Timer</b> , .1-3 second (for Serge)
PR-112	SIDX-A4C3M-DC125V	<b>Timer</b> , .1-3 minute (for Serge)
PR-113	GMC 18R 208 VAC	<b>Door Contactor</b> , 208V REV.
PR-114	9953723	<b>Relay</b> , 24VDC
PR-120	9783398	<b>Relay</b> , 2PDT 24VDC 15AMP
S.E.E.S. #	O.E.M. #	Description
ORP-45	VC15-2A2B-AC	<b>Relay</b> , 120VAC, 2 N.O. & 2 N.C.
ORP-45A	VC15-3A1B-AC	<b>Relay</b> , 120VAC, 3 N.O. & 1 N.C.
ORP-45B	VC15-4A-AC	<b>Relay</b> , 120VAC, 4 N.O.

## Switches



MIS-181



MIS-184



MIS-181B



MIS-184A



MIS-202A

## Magnetic and Limit Switches


S.E.E.S. #	O.E.M. #	Description
MIS-181	MV-4C	<b>Magnetic Leveling Switch</b> , 1 N.C., 1 N.O.
MIS-181B	LS-1, LS-1B	<b>Limit Switch</b> with Roller, 1 N.O., 1 N.C.
MIS-181C	MV-4D, 2569AD	<b>Magnetic Leveling Switch</b> Double unit, (replaces MV-3 switch) 230VDC-330VAC, 2 N.O. 2N.C.
MIS-181F		<b>Limit Switch</b> , Universal 2 N.C. Contacts 1.97" Dia Roller
MIS-184	BBM-7, BBMO	<b>Magnetic Switch</b> , N.O.
MIS-184A	PMR-1	<b>Magnetic Switch</b> , 1 N.O., 1 N.C. 250 WATT rating to 120VAC/DC
MIS-202A	852050003	<b>Replacement Roller</b> , 1-1/2" O.D. 5/16" thick, 1/4" I.D. for General Elevator Limit Switch GLS-1

## Motor Starters

### Furnace, Nordic Type Solid State Hydro Motor Starters

S.E.E.S. #	Description
MIS-NOR-001	Soft Start Starter 5-15 HP 22 AMP Y/D
MIS-NOR-002	Soft Start Starter 7.5-25 HP 35 AMP Y/D
MIS-NOR-003	Soft Start Starter 10-30 HP 42 AMP Y/D
MIS-NOR-004	Soft Start Starter 15-40 HP 55 AMP Y/D
MIS-NOR-005	Soft Start Starter 25-50 HP 68 AMP Y/D
MIS-NOR-006	Soft Start Starter 25-60 HP 80 AMP Y/D
MIS-NOR-007	Soft Start Starter 30-75 HP 105 AMP Y/D
MIS-NOR-008	Soft Start Starter 10-100 HP 130 AMP Y/D
MIS-NOR-009	Soft Start Starter 50-125 HP 157 AMP Y/D
MIS-NOR-010	Soft Start Starter 75-100 HP 252 AMP Y/D
MIS-NOR-TR-01	Transformer, Multi-Volt step- down 208-230-460V to 120V

■ QUIET OPERATION for applications that require NO NOISE. The solution for those problem jobs where starter noise is objectionable.



MIS-NOR-001



MIS-NOR-TR-01

### Motion Control Replacement Parts

S.E.E.S. #	Description
PCS-085-600V	Starter, Solid State 85 Amp, see also pg 229
MOT-11-01-0021	Flex Coupling, 1/2" to 1/2" type 5802 Motion TACH-RE1-C
MOT-1195-0023	Flex Tach Coupling, 5/16" to 5/16"
MIS-600	Tape Guide, for motion control



MOT-11-01-0021



MOT-1195-0023

### Relays for Motion Control Systems


S.E.E.S. #	O.E.M. #	Description
MOT-27-001	27-01-0028	Motion Relay #27-01-0028, 4 Pole 120 VAC
MOT-27-002	27-01-0035	Motion Relay #27-01-0035 3M/1B with screw terminals 120VAC
MOT-27-003	27-01-0055	Motion Relay # 27-01-0055 24VDC
MOT-27-004	27-01-0004	Motion Relay # 27-01-0004, 4 Pole 120V
MOT-27-005	27-05-0002	Motion Relay #27-05-0002, 2 Pole Flange MGT 120V
MOT-27-01-0007	27-01-0007	Motion Relay, 48VDC DPDT IC Type
MOT-27-08-001	27-08-0001	Motion Relay, Safety Pcb 3 NO & 3 NC 110VDC Coil
MOT-27-08-0007	27-08-0007	Relay, Motion Control Safety 2-NO 2-NC 110VDC Plug In



MOT-27-08-001



MOT-27-01-0007




MOT-27-005

### Resistors for Motion Control Systems

S.E.E.S. #	O.E.M. #	Description
MOT-31-001	31-03-0017	Motion Resistor 10 OHM 200W fixed
MOT-31-002	31-03-0018	Motion Resistor 250 OHM 200W adjustable Use RES-59
MOT-31-003	31-03-0021	Motion Resistor 10 OHM 200W adjustable Use RES-53



MIS-1101-0007



MCE-001

S.E.E.S. #	O.E.M.#	Description
MOT-33-0008		Diode, Zener 10 V, 1W
MIS-1101-0007	1101-007	Encoder, M.C. 1024 CPR, shaft
MCE-001	USP24255	Fan Kit, for Miprom Cabinet 115V 105CFM Tubeaxial fan



MOT-31-001



## Motor Starters



MOT-35-001  
thru  
MOT-35-010

### Contactors for Motion Control Systems

S.E.E.S. #	O.E.M. #	Description
MOT-35-001	35-72-CL25	22 Amp, 460 V, 120V Coil
MOT-35-002	35-72-CL45	34 Amp, 460 V, 120V Coil
MOT-35-003	35-72-CL04	32 Amp, 460 V, 120V Coil
MOT-35-004	35-72-CL06	48 Amp, 460 V 120V Coil
MOT-35-005	35-72-CL07	62 Amp, 460 V 120V Coil
MOT-35-006	35-72-CL08	68 Amp, 460 V, 120V Coil
MOT-35-007	35-72-CL09	80 Amp, 460 V, 120V Coil
MOT-35-008	35-72-CL10	96 AMP, 460 V, 120V Coil
MOT-35-009	35-72-CK75	140 Amp, 460 V, 120V Coil
MOT-35-010	35-72-CK08	156 Amp, 460 V, 120V Coil



### Accessories for Contactors

S.E.E.S. #	O.E.M. #	Description
MOT-35-011	35-74-BEL02	Interlock
MOT-35-012	35-75-BCLF01	N.C. Auxiliary contact
MOT-35-013	35-75-BCLF10	N.O. Auxiliary contact

### Tach Wheel for Motion Control Systems

S.E.E.S. #	O.E.M. #	Description
MOT-WH-5	5 Wheel	Tach Wheel for 1/2" shaft

## Resistors



### 25 Watt Adjustable Resistors

S.E.E.S. #	Resistance	S.E.E.S. #	Resistance
RES-1	5 Ohms	RES-8	750 Ohms
RES-2	10 Ohms	RES-9	1000 Ohms
RES-3	25 Ohms	RES-9A	1250 Ohms
RES-4	50 Ohms	RES-10	1500 Ohms
RES-5	100 Ohms	RES-11	2000 Ohms
RES-5A	150 Ohms	RES-12	3000 Ohms
RES-6	250 Ohms	RES-13	5000 Ohms
RES-7	500 Ohms		


### 50 Watt Adjustable Resistors

S.E.E.S. #	Resistance	S.E.E.S. #	Resistance
RES-14	1 Ohms	RES-24	500 Ohms
RES-15	5 Ohms	RES-25	1000 Ohms
RES-16	10 Ohms	RES-26	1500 Ohms
RES-17	25 Ohms	RES-27	2000 Ohms
RES-18	50 Ohms	RES-28	2500 Ohms
RES-19	75 Ohms	RES-32A	8000 Ohms
RES-20	100 Ohms	RES-29	10 K Ohms
RES-21	200 Ohms	RES-30	30 K Ohms
RES-22	250 Ohms	RES-31	40 K Ohms
RES-23	400 Ohms	RES-32	50 K Ohms

# Resistors


## 100 Watt Adjustable Resistors

S.E.E.S. #	Resistance	S.E.E.S. #	Resistance
RES-33	1 Ohm	RES-42	500 Ohms
RES-34	2 Ohms	RES-43	750 Ohms
RES-35	5 Ohms	RES-44	1000 Ohms
RES-36	10 Ohms	RES-45	2500 Ohms
RES-37	25 Ohms	RES-46	5000 Ohms
RES-38	50 Ohms	RES-47	10000 Ohms
RES-39	100 Ohms	RES-48	20000 Ohms
RES-40	250 Ohms	RES-49	40000 Ohms
RES-41	300 Ohms		



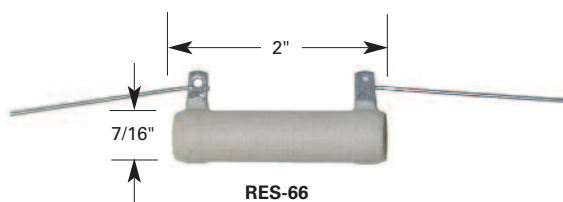
## 200 Watt Adjustable Resistors

S.E.E.S. #	Resistance	S.E.E.S. #	Resistance
RES-50	1 Ohm	RES-57A	175 Ohms
RES-51	2 Ohms	RES-58	200 Ohms
RES-51B	4 Ohms	RES-59	250 Ohms
RES-52	5 Ohms	RES-59A	300 Ohms
RES-53	10 Ohms	RES-60	500 Ohms
RES-53A	15 Ohms	RES-61	1000 Ohms
RES-53B	20 Ohms	RES-61A	1500 Ohms
RES-54	25 Ohms	RES-61B	2000 Ohms
RES-55	50 Ohms	RES-62	2500 Ohms
RES-55A	75 Ohms	RES-63	5000 Ohms
RES-56	100 Ohms	RES-64	10000 Ohms
RES-57	150 Ohms	RES-65	50000 Ohms




## 20 Watt Fixed Resistors With Wire Leads

S.E.E.S. #	Resistance	S.E.E.S. #	Resistance
RES-66	10 Ohms	RES-73	1500 Ohms
RES-67	50 Ohms	RES-74	2000 Ohms
RES-68	100 Ohms	RES-75	2500 Ohms
RES-69	150 Ohms	RES-80	3500 Ohms
RES-70	250 Ohms	RES-75A	4000 Ohms
RES-70A	300 Ohms	RES-76	7500 Ohms
RES-71	500 Ohms	RES-77	10000 Ohms
RES-72	1000 Ohms		



## 25 Watt Fixed Resistors

S.E.E.S. #	Resistance
RES-83	750 Ohms
RES-78	1000 Ohms
RES-79	2000 Ohms
RES-81	5000 Ohms
RES-82	25,000 Ohms



## Resistors



RES-90



RES-95

### Mounting Brackets for Resistors

S.E.E.S. #	Description
RES-90	Bracket for 12-20 Watt Resistors
RES-91	Bracket for 25-50 Watt Resistors
RES-92	Bracket for 100 Watt Resistors
RES-93	Bracket for 200 Watt Resistors
RES-94	Slider Band, for 1-1/8" Resistors
RES-95	Bolt and washer kit, 200-225 watt Res mounting