



SERIES 280 CARD LOK

RECOMMENDED GAP WIDTH

PCB + 10.8 mm (.425 in)

RECOMMENDED TORQUE

227 N-cm (20 in-lbs)

With "L" option 277 N-cm (24 in-lbs)

WEIGHT

2.18 g/cm (.195 oz/in)

MATERIALS AND FINISH

BODIES AND WEDGES

Material: Aluminum Alloy 6061-T6 per ASTM-B221 or AMS-QQ-A-200/8

Finish: See finish table on opposite page

SHAFT

Material: Alluminum alloy 7075-T6 per ASTMB221 or AMS-QQ-A-200/11

Finish: See finish table on opposite page

SCREW, LOCK AND FLAT WASHER

.09-in. or 2.5-mm hex. socket head cap screw, depending on mounting configuration

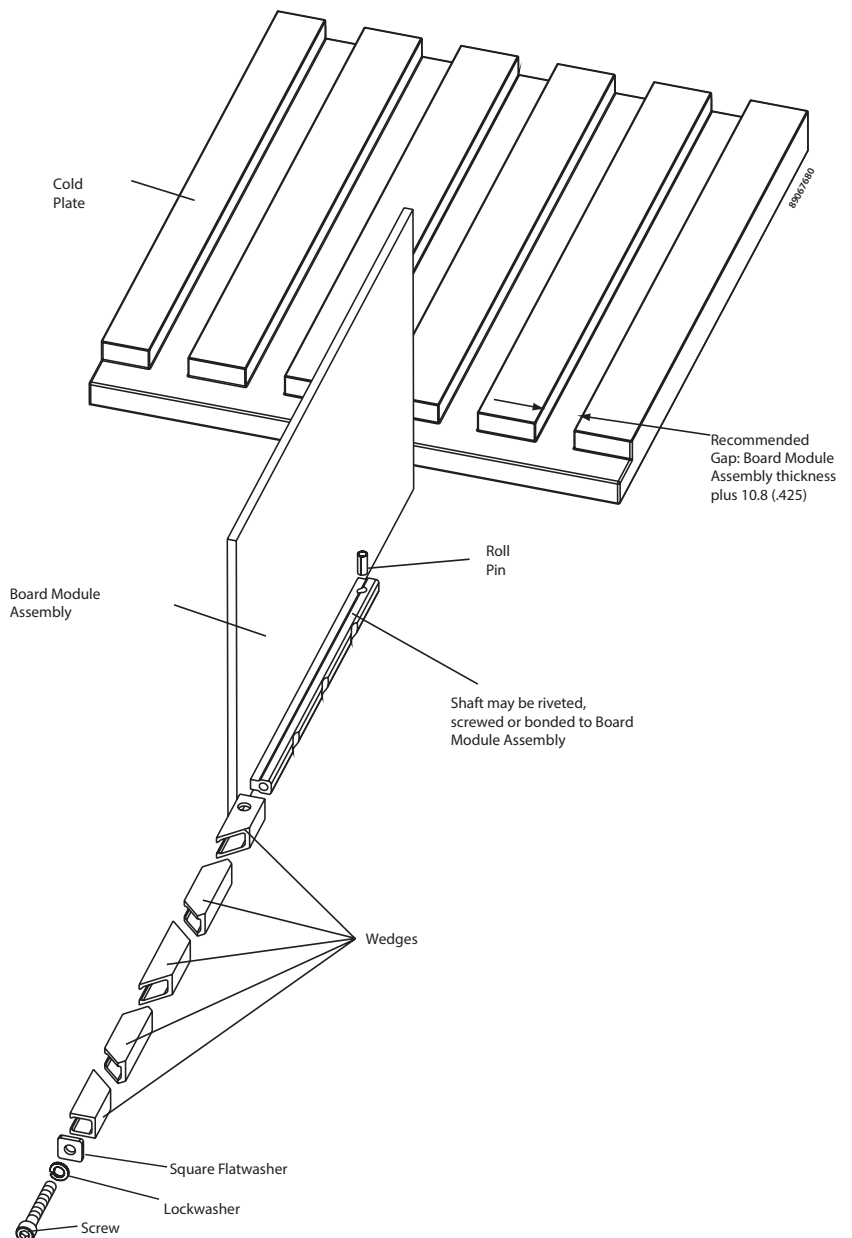
Material: 300 series stainless steel

Finish: Passivated per AMS2700

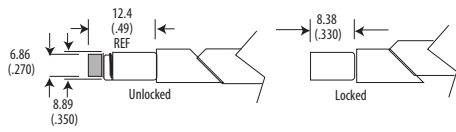
ROLLPIN

Material: 400 series stainless steel

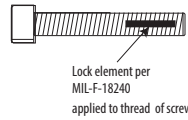
Finish: Passivated per AMS2700



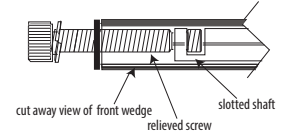
SERIES 280 CARD LOK



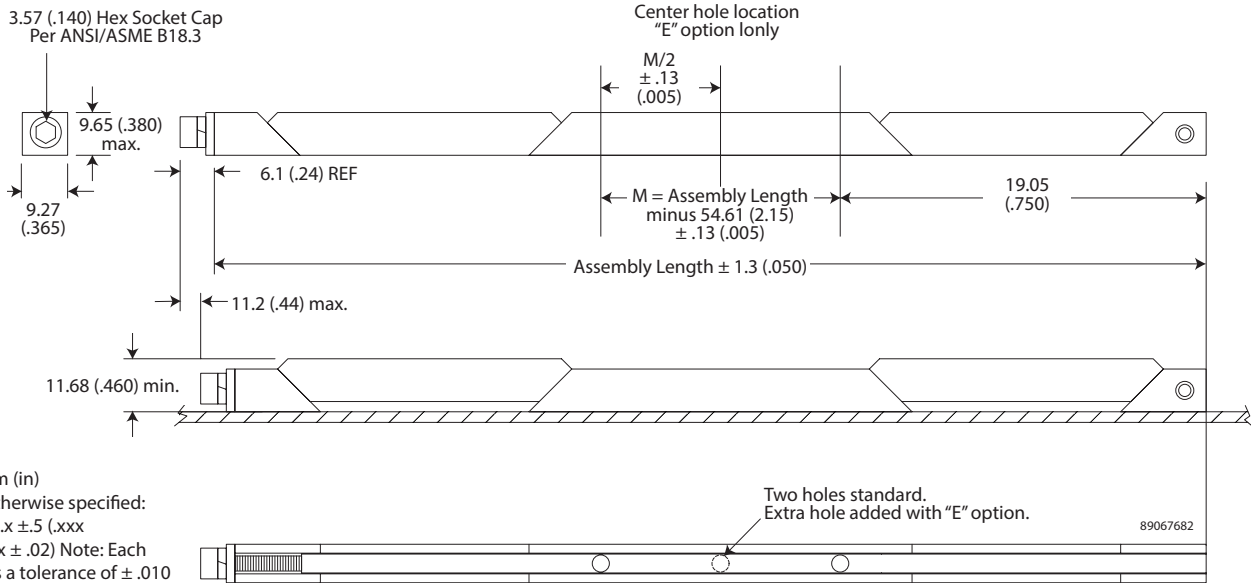
Detail "V"
Provides visual lock indication



Detail "L"
Provides prevailing torque for resistance to loosening from shock and vibration. Adds 50 N-cm (4 in-lbs) torque to assembly.



Detail "K" Prevents the unintentional disassembly of screw from shaft.



Units: mm (in)
Unless otherwise specified:
.xx ± .25, .x ± .5 (.xxx)
± .010, .xx ± .02) Note: Each piece has a tolerance of ± .010

89067682

Part Number Code	M	V	A	280	-	3.30	E	H	L	K
Screw										
Metric Screw Head M3 Hex Drive _____	M									
Standard Screw Head 9/64 Hex Drive _____	[Blank]									
Type										
Torque Limiting version* _____		TLC								
Standard version with Visual Indicator _____		V								
Standard version _____		[Blank]								
Finish										
BlackAnodized _____			A							
Or choose from Finish Table										
Length										
Length in 12.7 (.50) increments _____						83.82 [3.30]				
_____						to 325.12 [12.80]				
Mounting										
Additional Center Mounting Hole _____								E		
None _____								[Blank]		
Mounting Options - through mounting holes _____									H	
Or choose from Mounting Method Table										
Lock Patch										
Lock Patch _____									L	
None _____									[Blank]	
Captive Screw _____										K
None _____										[Blank]

Part Number Code example: A280-4.80HK
Series 280 Card-Lok five piece 121.9 (4.80) long with black anodize finish, standard rivet mounting hole, and captive screw option

FINISH TABLE

CODE LETTER	SURFACE FINISH
[blank]	CHEM FILM PER MIL-DTL-5541 CLASS 3, GOLD
R	CHEM FILM PER MIL-DTL-5541 CLASS 3, TYPE II, CLEAR
A	BLACK ANODIZE PER MIL-A-8625 TYPE II, CLASS 2
HA	HARD BLACK ANODIZE PER MIL-A-8625 TYPE III, CLASS 2
EN	ELECTROLESS NICKEL PER MIL-C-26074 CLASS 4, GRADE B, BRIGHT

MOUNTING METHOD TABLE

CODE LETTER	METHOD
"H"	Ø3.40/3.53 (.0134/.139) DIA. THROUGH HOLES COUNTERSINK 60° x 3.81 (.150) DEEP
"T4"	4-40 TAPPED HOLE
"TM3"	M3 x 0.50 TAPPED HOLE

*NOTE: FOR THE TORQUE LIMITING "TLC" VERSION: THE MINIMUM LENGTH IS 109.22 (4.30) THE FRONT MOUNTING HOLE, NEAREST TO THE SCREW, WILL BE REPLACED WITH AN INDEXING PIN. VISUAL INDICATOR, LOCK PATCH OPTIONS NOT AVAILABLE. MUST CLICK 3+ TIMES FOR PROPER INSTALLATION



nVent may modify standard parts without prior notice to or approval from customers. These modifications may change product appearance, but will not have a detrimental effect on form, fit or function. ©2018 nVent. All nVent marks and logos are owned or licensed by nVent Services GmbH or its affiliates. All other trademarks are the property of their respective owners. nVent reserves the right to change specifications without notice.