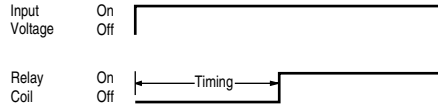


Features

- File #E59090
- 100% Life Tested
- Digital Timing Circuit \pm 1% Repeatability
- Timing Light
- Superior Transient Protection
- Fiberglass Reinforced Circuit Board
- Internal Components Supported By Heavy-Duty Chassis
- Reinforced Base Locator Pin
- Flame-Retardant Polycarbonate Housing
- Made in U.S.A.



Logic Function Diagram:



Specifications

Time Delay

Adjustment: Knob, factory fixed on special order (Minimum order required)

Range: 50 mS to 10 hours in 15 ranges

Repeatability: \pm 1% at constant temperature

Accuracy: Maximum time -0%, +10%;
Midpoint of Dial \pm 5%;
Minimum time +0%, -50%

Reset Time: 50 milliseconds maximum (25 mS typical)

Input

Operating Voltage: 120 volt A.C. \pm 10%

Power Consumption: 3 VA maximum

Frequency: 50/60 Hz

Output

Type: Relay Contacts, D.P.D.T. (2 form C)
Silver Cad. Oxide material

Rating: 10 amp. max. resistive at 240 volts A.C.;
100 mA at 5 VDC min. load current

Life: Mechanical -10,000,000 operations
Full Load - 500,000 operations

Time Delay Relays

Delay On Make A1 Series

Operating Logic: Upon application of voltage to the input terminals, the time delay cycle starts. At the end of the preset time delay, the relay coil is energized and the contacts transfer. Reset is accomplished by the removal of input voltage.

Protection

Transient Voltage: Timers are protected by a 30 joule metal oxide varistor

Dielectric Breakdown: 1500 VAC, RMS minimum at 60 Hz between input and outputs and between outputs

Timing Light Logic

On during timing;
Off after time out

Mechanical

Termination: 8-pin plug

Mounting:
Socket Mount - Part Number MSO-0008P-012

Environmental

Storage Temperature: -23°C to 70°C

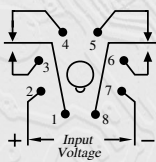
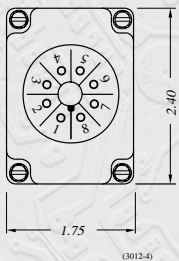
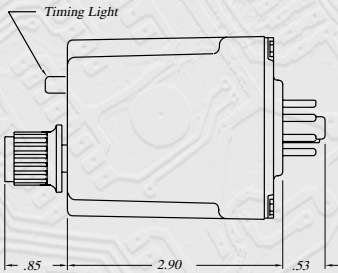
Operating Temperature: -23°C to 55°C

Ordering Information

Input Voltage and Appropriate Part Numbers				
Time Range	12VDC	24VDC	24VAC	120VAC
.05 -1 Second	Ⓞ	Ⓞ	Ⓞ	A1K-00001-461
.05-2 Seconds	Ⓞ	Ⓞ	Ⓞ	A1K-00002-461
.05-5 Seconds	Ⓞ	Ⓞ	Ⓞ	A1K-00005-461
1-10 Seconds	Ⓞ	Ⓞ	Ⓞ	A1K-00010-461
3-30 Seconds	Ⓞ	Ⓞ	Ⓞ	A1K-00030-461
6-60 Seconds	Ⓞ	Ⓞ	Ⓞ	A1K-00060-461
1.2-120 Seconds	Ⓞ	Ⓞ	Ⓞ	A1K-00120-461
1.8-180 Seconds	Ⓞ	Ⓞ	Ⓞ	A1K-00180-461
3-300 Seconds	Ⓞ	Ⓞ	Ⓞ	A1K-00300-461
6-600 Seconds	Ⓞ	Ⓞ	Ⓞ	A1K-00600-461
18-1800 Seconds	Ⓞ	Ⓞ	Ⓞ	A1K-01800-461
36-3600 Seconds	Ⓞ	Ⓞ	Ⓞ	A1K-03600-461
72-7200 Seconds	Ⓞ	Ⓞ	Ⓞ	A1K-07200-461
180-18000 Seconds	Ⓞ	Ⓞ	Ⓞ	A1K-18000-461
360-36000 Seconds	Ⓞ	Ⓞ	Ⓞ	A1K-36000-461

© Call For Availability

1



PIN CONFIGURATION
Polarity Shown is for D.C. Models