

Subminiatursteckverbinder Serie 710 Subminiature connectors series 710

Bezeichnung
Description

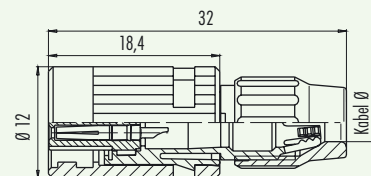
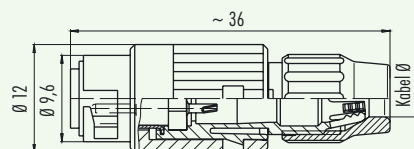
Kabelstecker
Male cable connector

Kabeldose
Female cable connector

Abbildung
Figure



Maßzeichnung
Drawing



Bestell-Nr.
Ordering-No.

Polzahl Contacts	Kabeldurchlass 3-4mm Cable outlet 3-4mm	Kabeldurchlass 4-5mm Cable outlet 4-5mm	Polzahl Contacts	Kabeldurchlass 3-4mm Cable outlet 3-4mm	Kabeldurchlass 4-5mm Cable outlet 4-5mm
2	99-0971-100-02	99-0971-102-02	2	99-0972-100-02	99-0972-102-02
3	99-0975-100-03	99-0975-102-03	3	99-0976-100-03	99-0976-102-03
4	99-0979-100-04	99-0979-102-04	4	99-0980-100-04	99-0980-102-04
5	99-0995-100-05	99-0995-102-05	5	99-0996-100-05	99-0996-102-05
7	99-9475-100-07	99-9475-102-07	7	99-9476-100-07	99-9476-102-07
8	99-9479-100-08	99-9479-102-08	8	99-9480-100-08	99-9480-102-08

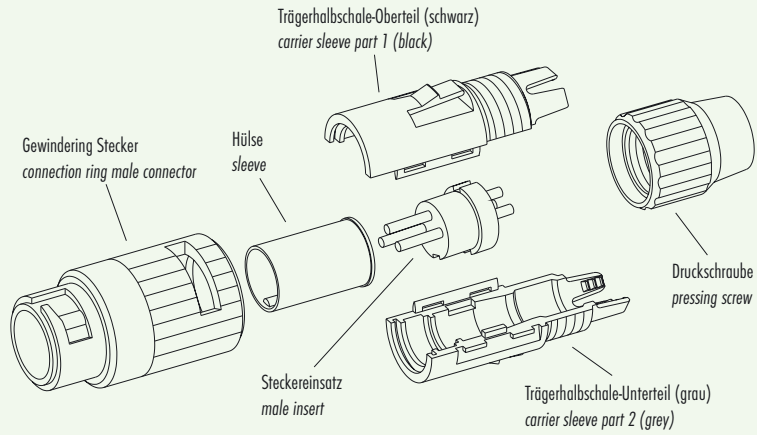
Technische Daten
Specifications

Polzahl	2	3	4	5	7	8	Number of contacts
Steckverbinder Verriegelung	Bajonett/bayonet						Connector locking system
Anschlussart	löten/solder						Termination
Anschlussquerschnitt	max. 0,25 mm ² (max. AWG 24)			max. 0,14 mm ² (max. AWG 26)			Wire gauge
Kabeldurchlass	3-4 mm/4-5 mm						Cable outlet
Schutzart	IP40						Degree of protection
Mechanische Lebensdauer	> 500 Steckzyklen/> 500 mating cycles						Mechanical operation
Obere Grenztemperatur	+ 85 °C						Upper temperature
Untere Grenztemperatur	- 40 °C						Lower temperature
Bemessungsspannung	125 V						Rated voltage
Bemessungsstoßspannung	1500 V						Rated impulse voltage
Verschmutzungsgrad	I						Pollution degree
Überspannungskategorie	II						Overvoltage categorie
Isolierstoffgruppe	III						Material group
Bemessungsstrom (40°C)	4 A		3 A		1 A		Rated current (40 °C)
Durchgangswiderstand	≤ 3 mΩ						Contact resistance
Material Kontakt	Stift/pin CuZn (Messing/brass), Buchse/socket CuSn (Bronze/bronze)						Material of contact
Kontaktoberfläche	Au (Gold/gold)						Contact plating
Material Kontaktkörper	PA (UL 94 V-0)						Material of contact body
Material Gehäuse	PA (UL 94 HB)						Material of housing

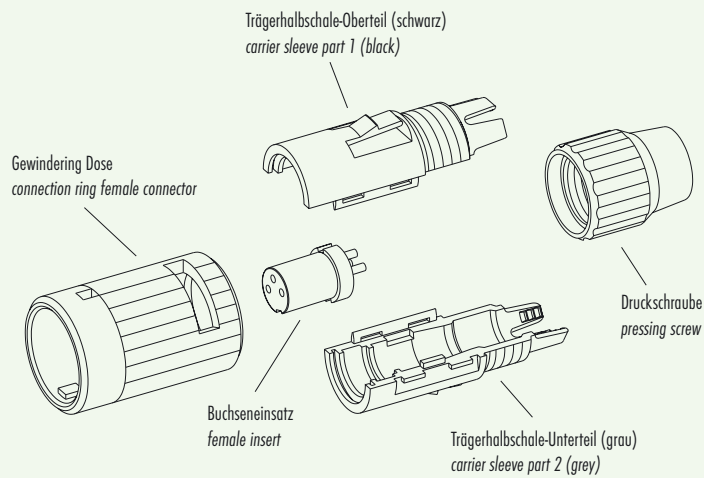
Subminiatursteckverbinder Serie 710
Subminiature connectors series 710

Einzelteildarstellung
 Component part drawing

Kabelstecker
 Male cable connectors



Kabeldose
 Female cable connectors



Subminiatursteckverbinder Serie 710
Subminiature connectors series 710

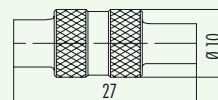
Zubehör
Accessories

Abbildung
 Figure

Montageschlüssel
 Mounting spanner

Maßzeichnung
 Drawing

Bestell-Nr.
 Ordering-No.



01-5059-001

Subminiatursteckverbinder Serie 710

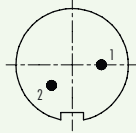
Subminiature connectors series 710

Polbilder
Contact arrangements

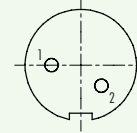
Stifteinsatz (Steckseite)
Male insert (mating side)

Buchseinsatz (Steckseite)
Female insert (mating side)

2 pol
2 contacts

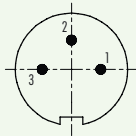


	X	Y
1	1,55	0,00
2	-1,09	-1,09

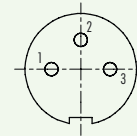


	X	Y
1	-1,55	0,00
2	1,09	-1,09

3 pol
3 contacts

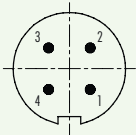


	X	Y
1	1,55	0,00
2	0,00	1,55
3	-1,55	0,00

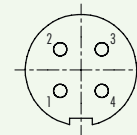


	X	Y
1	-1,55	0,00
2	0,00	1,55
3	1,55	0,00

4 pol
4 contacts

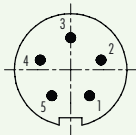


	X	Y
1	1,10	-1,10
2	1,10	1,10
3	-1,10	1,10
4	-1,10	-1,10

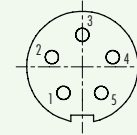


	X	Y
1	-1,10	-1,10
2	-1,10	1,10
3	1,10	1,10
4	1,10	-1,10

5 pol
5 contacts

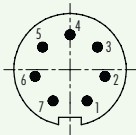


	X	Y
1	1,00	-1,37
2	1,61	0,52
3	0,00	1,70
4	-1,61	0,52
5	-1,00	-1,37

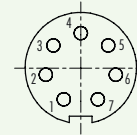


	X	Y
1	-1,00	-1,37
2	-1,61	0,52
3	0,00	1,70
4	1,61	0,52
5	1,00	-1,37

7 pol
7 contacts

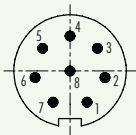


	X	Y
1	0,90	-1,65
2	1,85	-0,35
3	1,45	1,20
4	0,00	1,85
5	-1,45	1,20
6	-1,85	-0,35
7	-0,90	-1,65

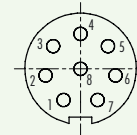


	X	Y
1	-0,90	-1,65
2	-1,85	-0,35
3	-1,45	1,20
4	0,00	1,85
5	1,45	1,20
6	1,85	-0,35
7	0,90	-1,65

8 pol
8 contacts



	X	Y
1	0,90	-1,65
2	1,85	-0,35
3	1,45	1,20
4	0,00	1,85
5	-1,45	1,20
6	-1,85	-0,35
7	-0,90	-1,65
8	0,00	0,00



	X	Y
1	-0,90	-1,65
2	-1,85	-0,35
3	-1,45	1,20
4	0,00	1,85
5	1,45	1,20
6	1,85	-0,35
7	0,90	-1,65
8	0,00	0,00

Montageausschnitt
Panel cut out

