

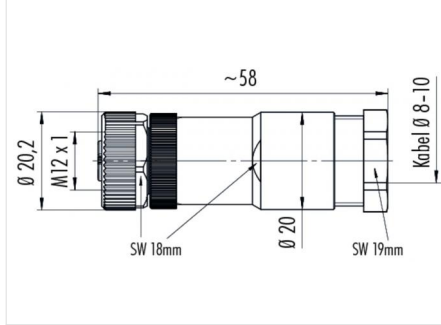
Product description **M12-A female cable connector, Contacts: 5, 8.0 - 10.0 mm, Shielding is not possible, screw clamp, IP67, UL**

Area **M12-A series 713**
Order number **99 0436 19 05**

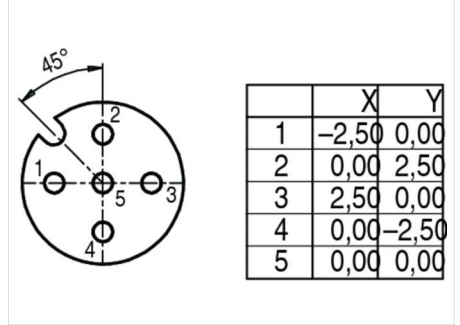
Illustration



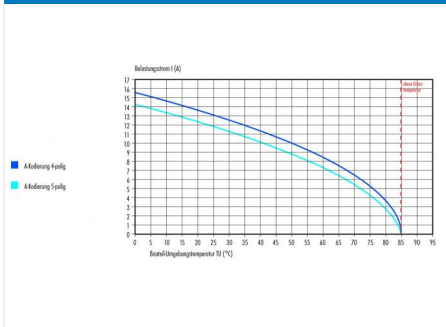
Scale drawing



Contact arrangement



Derating curve



You can find the assembly instructions on the next page.

Technical data

General values

Connector design female cable connector
Connector locking system screw
Termination screw clamp
Wire gauge (mm) 1.50 mm²
Wire gauge (AWG) 16
Cable outlet 8.0 - 10.0 mm
Upper limit temperature 85 °C
Lower limit temperature - 40 °C
Customs tariff number 85369010

Electrical values

Rated current (40 °C) contacts 1-4: 8 A / contact 5: 2 A
Rated voltage 60 V
Rated impulse voltage 1500 V
Pollution degree 3
Overvoltage category II
Insulating material group III
Insulation resistance > 10⁸ Ω
EMC compliance Shielding is not possible
Degree of protection IP67
Mechanical operation > 100 Mating cycles

Cable data

Approval 1 UL

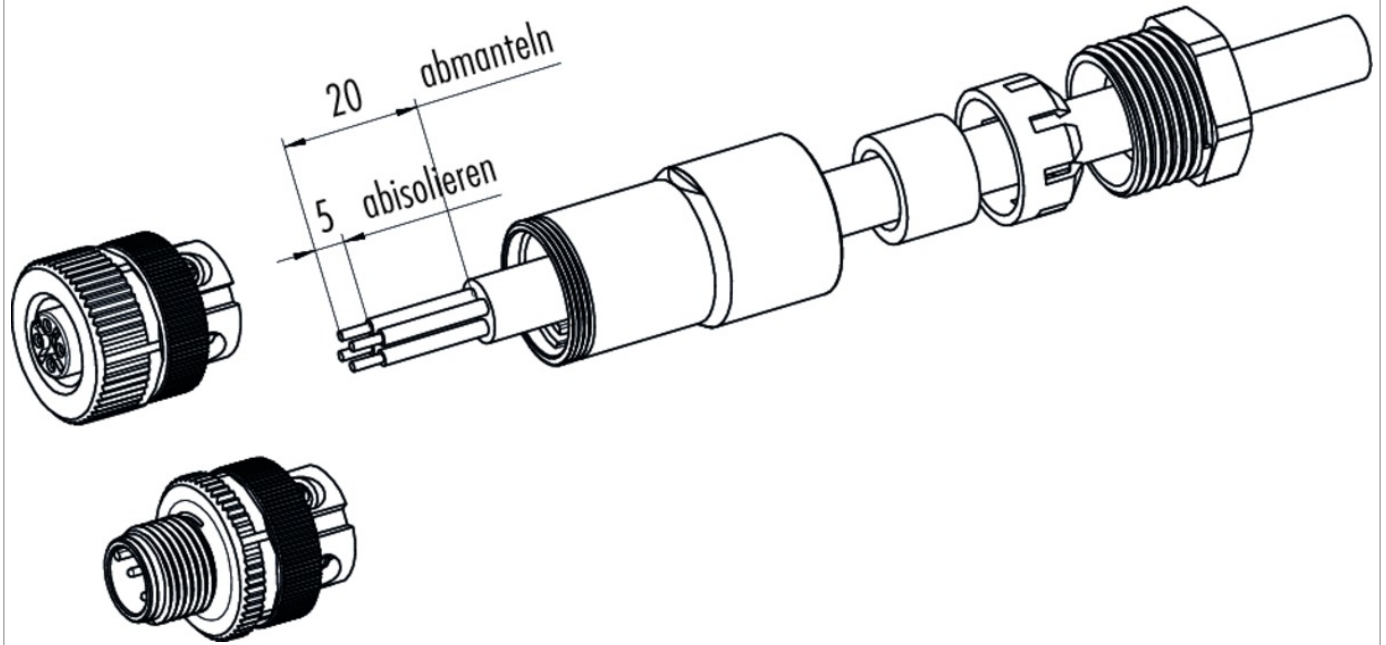
Material

Contact material CuZn (brass)
Contact plating Au (gold)
Contact body material PA
Housing material PA

Product description M12-A female cable connector, Contacts: 5, 8.0 - 10.0 mm, Shielding is not possible, screw clamp, IP67, UL

Area M12-A series 713
Order number 99 0436 19 05

Assembly instructions / Panel cut-out



Product description	M12-A female cable connector, Contacts: 5, 8.0 - 10.0 mm, Shielding is not possible, screw clamp, IP67, UL
Area	M12-A series 713
Order number	99 0436 19 05

Security notices

The connector must not be connected or separated under load. Non-observance and incorrect use can result in personal injury.

The connectors are designed for use in plant, control system and electrical equipment. The end user is responsible for checking whether the connectors are suitable for use in other applications.

To prevent the connector being opened unintentionally when used in electrical circuits containing hazardous life parts, the thread between the housing and the connector head must be secured using a suitable cyanoacrylate adhesive. This does not apply to connectors used in SELV and PELV circuits according to IEC 61140 (EN 61140, VDE 0140-1).

Connectors used in electrical circuits containing hazardous life parts must only be assembled and used by or under the supervision of persons with the requisite electrotechnical training, taking the applicable regulations and standards into account.

Connectors with degree of protection IP 67 and IP 68 are not suitable for use under water. When used outdoors, the connectors must be separately protected against corrosion. For further information about IP degrees of protection refer to 'Technical support' in the Download Centre.

To lock the cable connector to the equipment connector, the threaded ring is tightened until it is 'finger-tight' (approx. 50 cNm).