

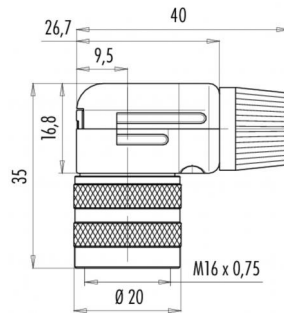
Product description **M16 IP40 female angled connector, Contacts: 12, 6.0 - 8.0 mm, shieldable, solder, IP40**

Area **M16 IP40 series 682**
 Order number **99 0148 12 12**

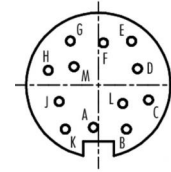
Illustration



Scale drawing



Contact arrangement



	X	Y
A	-0,44	-3,45
B	2,29	-3,61
C	4,10	-1,21
D	3,20	1,34
E	2,71	3,59
F	0,41	3,45
G	-2,29	3,61
H	-4,10	1,21
J	-3,20	-1,34
K	-2,71	-3,59
L	2,00	-1,51
M	-2,00	1,51

You can find the component part drawing on the next page.

Technical data

General values

Connector design	female angled connector
Connector locking system	screw
Termination	solder
Wire gauge (mm)	0.25 mm ²
Wire gauge (AWG)	24
Cable outlet	6.0 - 8.0 mm
Upper limit temperature	85 °C
Lower limit temperature	- 40 °C
Customs tariff number	85369010
Packaging Unit	50

Electrical values

Rated current (40 °C)	3 A
Rated voltage	60 V
Rated impulse voltage	500 V
Pollution degree	1
Overvoltage category	I
Insulating material group	III
Insulation resistance	≥ 10 ¹⁰ Ω
EMC compliance	shieldable
Degree of protection	IP40
Mechanical operation	> 500 Mating cycles

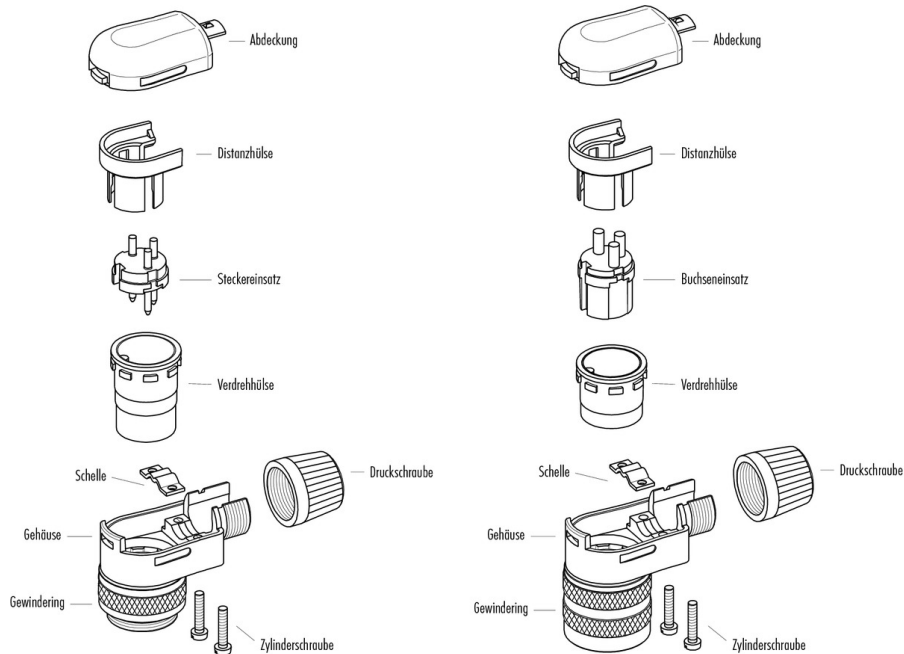
Material

Contact material	CuSn (bronze)
Contact plating	Au (gold)
Contact body material	PBT (UL94 V-0)
Housing material	PA

Product description **M16 IP40 female angled connector, Contacts: 12, 6.0 - 8.0 mm, shieldable, solder, IP40**

Area **M16 IP40 series 682**
 Order number **99 0148 12 12**

Component part drawing



Product description	M16 IP40 female angled connector, Contacts: 12, 6.0 - 8.0 mm, shieldable, solder, IP40
Area	M16 IP40 series 682
Order number	99 0148 12 12

Security notices

The connectors are designed for use in plant, control system and electrical equipment. The end user is responsible for checking whether the connectors are suitable for use in other applications.

To lock the cable connector to the equipment connector, the threaded ring is tightened until it is 'finger-tight' (approx. 50 cNm).