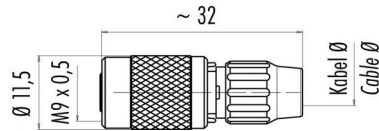


Product Area	Female cable connector M9 connectors IP 40	serie 711	Pole Article number	2 99 0072 100 02
--------------	---	-----------	---------------------	---------------------

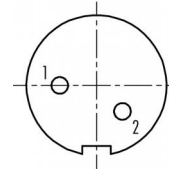
illustration



scale drawing



Contact Arrangement



	X	Y
1	-1,55	0,00
2	1,09	-1,09

You can find the item description on the next page.

Technical data

Common values

Connector Design	Female cable connector
Connector locking system	Screw
Termination	solder
Wire gauge (mm)	0,25 mm ²
Wire gauge (AWG)	24
Cable outlet	3 - 4 mm
Upper temperature	+85 °C
Lower temperature	-40 °C

Electrical values

Rated voltage	125 V
Rated impulse voltage	1500 V
Pollution degree	I
Overvoltage category	II
Material group	III
Rated current (40°C)	4 A
Volume resistivity	≤ 3 mΩ
EMV compliance	not shieldable
Degree of protection	IP 40
Mechanical operation	>500 mating cycles

Material

Material of contact	CuSn (bronze)
Contact plating	Au (gold)
Material of contact body	PA (UL 94 V-0)
Material of housing	PA (UL 94 VH-B)

Cable data

material housing	-
insulation single lead	-
single lead structure	-
conductor resistance	-

Contacts 2, Female cable connector, cable outlet 3 - 4 mm



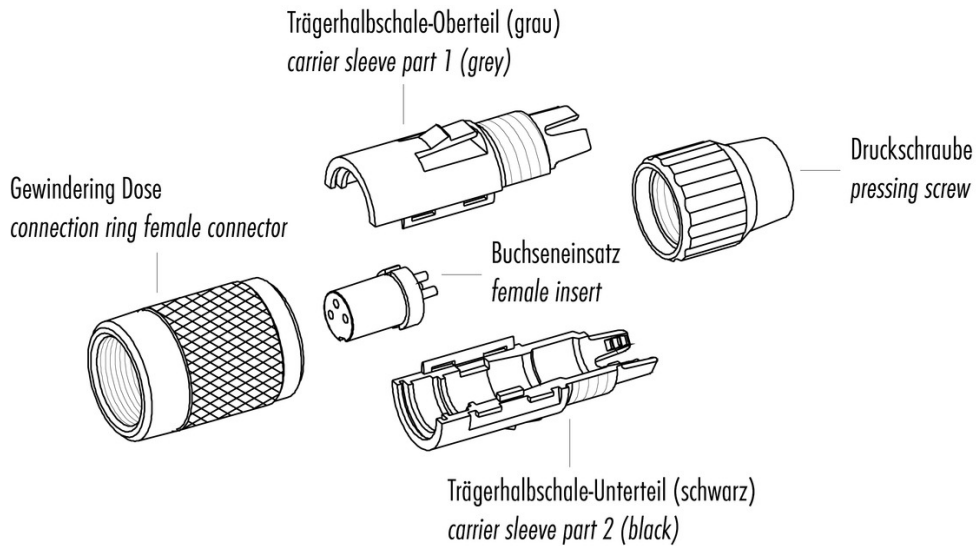
Product
Area Female cable connector
M9 connectors IP 40

serie 711

Pole 2
Article number 99 0072 100 02

Date: 2013-12-05 - Page 2 of 2

Item description



Achtung: max. Drehmoment des Gewindinges im Flanschsteckverbinder: 50cNm (handfest)
Attention: max. torque of ring nut in socket connector: 50cNm (manual adjustment)