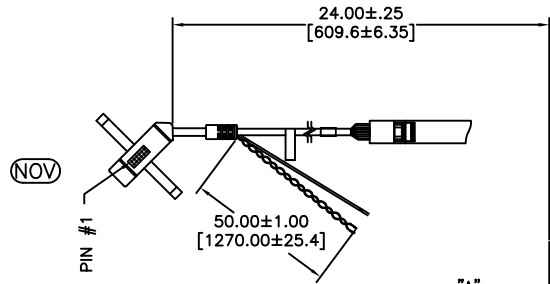


OGA DIAGONAL: 20.14 [511.67]
 VA DIAGONAL: 19.42 [493.33]
 PA DIAGONAL: 18.31 [465.08]

TOP LEVEL NUMBER	SKU 98 NUMBER	TYPE	DIM "A" (TOTAL GLASS TO CONNECTOR)	A/G FINISH	PROD SPEC
17-8891-204	98-0003-2660-7	FFC	6.00" [152.40]	AG500	23655
17-8891-223	98-0003-2663-1	SER	6.00" [152.40]	AG500	23655
17-8891-220	98-0003-3124-3	USB R	6.00" [152.40]	AG500	23655
17-8891-206	98-0003-2201-0	NOV	SEE DWG	AG500	23655
17-8891-205	98-0003-2661-5	FFC	8.00" [203.20]	AG500	23655
17-8891-227	98-0003-2955-1	SER	8.00" [203.20]	AG500	23655
17-8891-226	98-0003-2664-9	USB R	8.00" [203.20]	AG500	23655

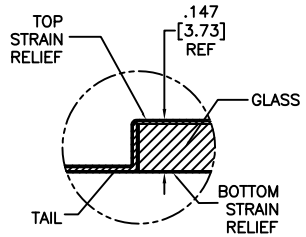


(SER)
 EXII-7720SC
 98-0003-2217-6
 SERIAL CONTROLLER
 SOLDER SIDE

(USB R)
 EXII-7760UC
 98-0003-2814-0
 USB CONTROLLER
 SOLDER SIDE

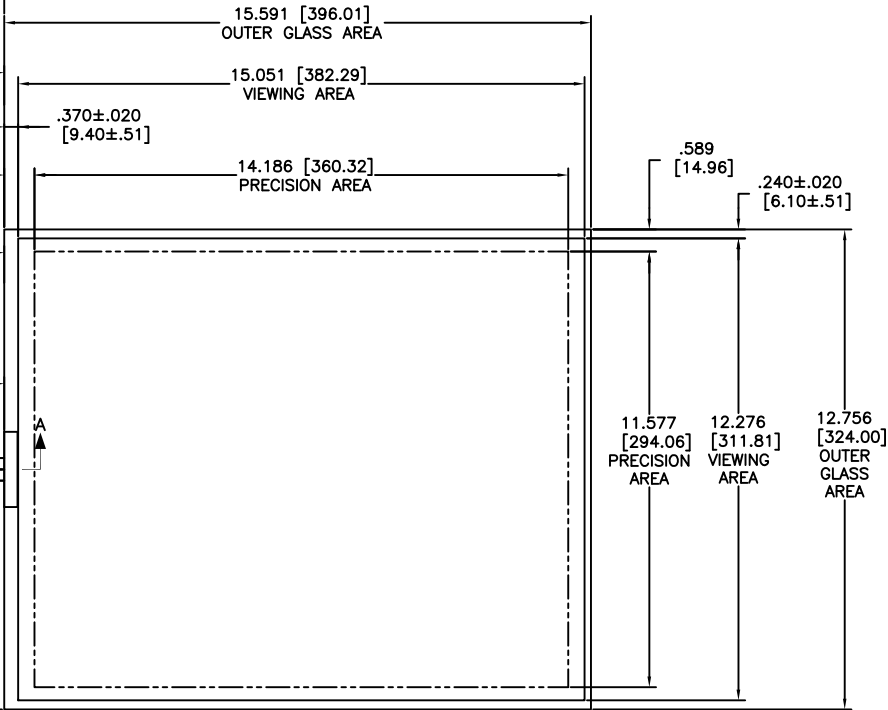
(FFC)

ESD CLAMSHELL CASE IS USED WITH ALL NOV, USB AND SER TERMINATIONS.



SECTION A-A
 SCALE: NONE

.147 ± .020 [3.73 ± .51]
 TOTAL THICKNESS OF GLASS, CABLE AND STRAIN RELIEF



- NOTES:
1. WEIGHT OF GLASS IN GRAMS: 978 ± 10%
 2. 5 PIN AMP CONNECTOR LATCH STYLE HOUSING P/N: 487526-4
 TIN CONTACTS P/N: 2-487406-4
 HOUSING ORIENTED WITH LATCH DOWN

PINOUT	
1	LR
2	LL
3	SHLD
4	UL
5	UR

UNITS INCHES [MM]

TOLERANCES UNLESS OTHERWISE SPECIFIED
 .X ±
 .XX ±.03 [.76]
 .XXX ±.015 [.38]
 ANGLES ±1°

THIRD ANGLE PROJECTION

DO NOT SCALE DRAWING

SCALE 1 = 1

3M 3M TOUCH SYSTEMS
 METHUEN, MA
 USA

© COPYRIGHT 2004
 THIS DOCUMENT IS COPYRIGHTED PROPERTY OF THE 3M COMPANY AND MAY NOT BE REPRODUCED WITHOUT 3M WRITTEN PERMISSION OR USED OR DISCLOSED FOR OTHER THAN 3M AUTHORIZED PURPOSES.

DRAWN MDS 6/19/06

REV	CHANGE NOTICE	DATE	DRW
05	REVISE PER CO 030452	6/09	SB
04	REVISE PER CO 029404	8/08	SEB
03	REVISE PER CO 028687	2/08	ACM

TITLE

MARKETING DRAWING

SCT32NN 19.42"

CHG FORMAT AUTOCAD SHEET 1 OF 1

SIZE C DOCUMENT NO. 32144-MKT REV 05