

NOTES:

1. MATERIALS AND FINISHES:

- BODY - BERYLLIUM COPPER, GOLD PLATING
- CONTACT - BERYLLIUM COPPER, GOLD PLATING
- SPRING RING - BERYLLIUM COPPER, NICKEL PLATING
- INNER FERRULE - BRASS, GOLD PLATING
- INSULATOR - PTFE, NATURAL
- INSULATOR DISC - ULTEM, NATURAL

2. ELECTRICAL:

- A. IMPEDANCE: 50 OHM
- B. FREQUENCY RANGE: DC-6 GHz
- C. VSWR(RETURN LOSS): 1.14 (-24 dB) MAX. @ DC-2 GHz
1.22 (-20 dB) MAX. @ 2-4 GHz
1.38 (-16 dB) MAX. @ 4-6 GHz
- D. DIELECTRIC WITHSTANDING VOLTAGE: 1000 VRMS, MIN.
- E. POWER HANDLING: 40 W MAX. @ 2.6 GHz AT 85°C

3. MECHANICAL:

- A. DURABILITY: 200 CYCLES MIN. WITH SMOOTH BORE JACK
50 CYCLES MIN. WITH LIMITED DETENT JACK
- B. TEMPERATURE RANGE: -55°C TO +125°C

4. CABLE ASSEMBLY INSTRUCTIONS:

- A. STRIP CABLE TO DIMENSIONS SHOWN.
- B. INSERT CABLE THROUGH INNER FERRULE AND PEEL BRAID BACK OVER INNER FERRULE.
- C. SLIDE INSULATOR DISC ONTO CABLE, BOTTOMING ON FERRULE.
- D. SOLDER CONTACT TO CABLE CENTER CONDUCTOR.
- E. INSERT CABLE INTO CONNECTOR.
- F. CRIMP BODY OVER INNER FERRULE USING 0.105" HEX.

5. SHOWS CABLE ENTRY DIMENSIONS.

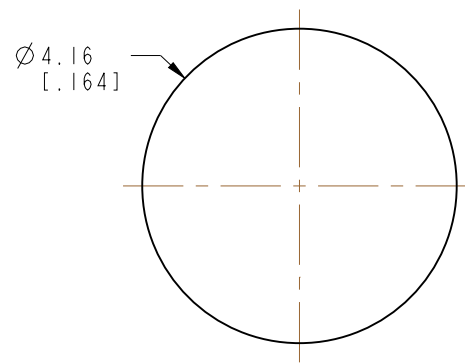
4. PACKAGING:

- A. QUANTITY: SINGLE PACK
- B. MARKING: PACKAGING TO BE MARKED
"AMPHENOL RF, 920-512P-51S, AND DATE CODE"

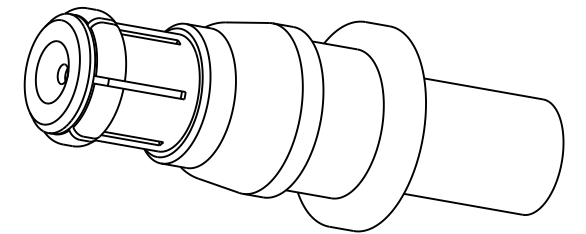
THIRD ANGLE PROJ.

REVISIONS

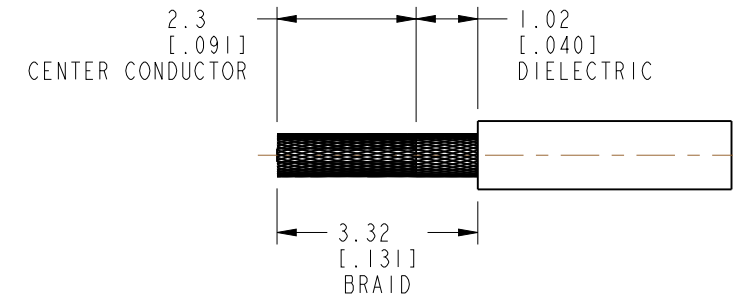
REV	DESCRIPTION	DATE	ECN	APPR
A	RELEASE TO MFG.	08-Aug-19	12526	EH



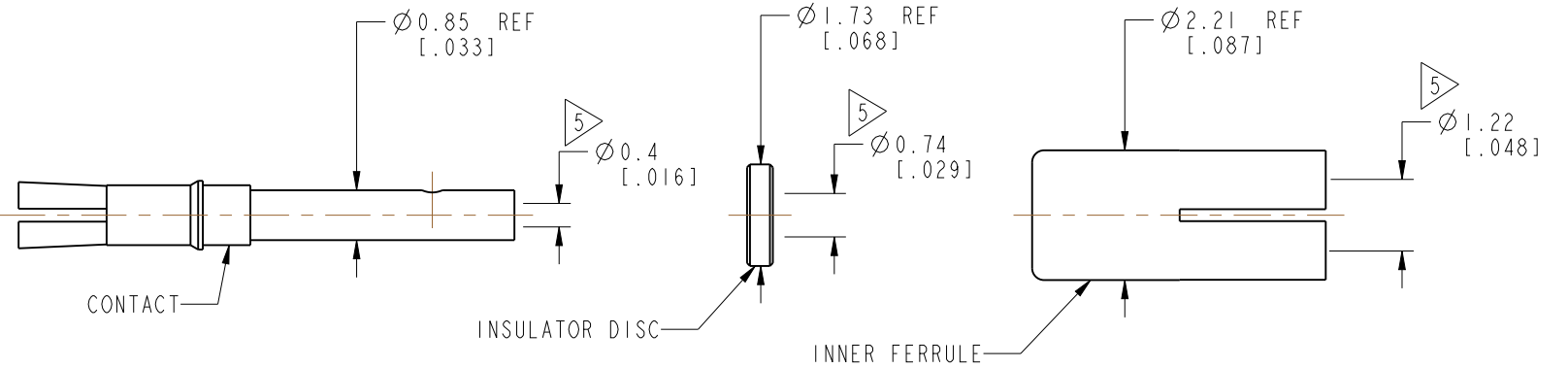
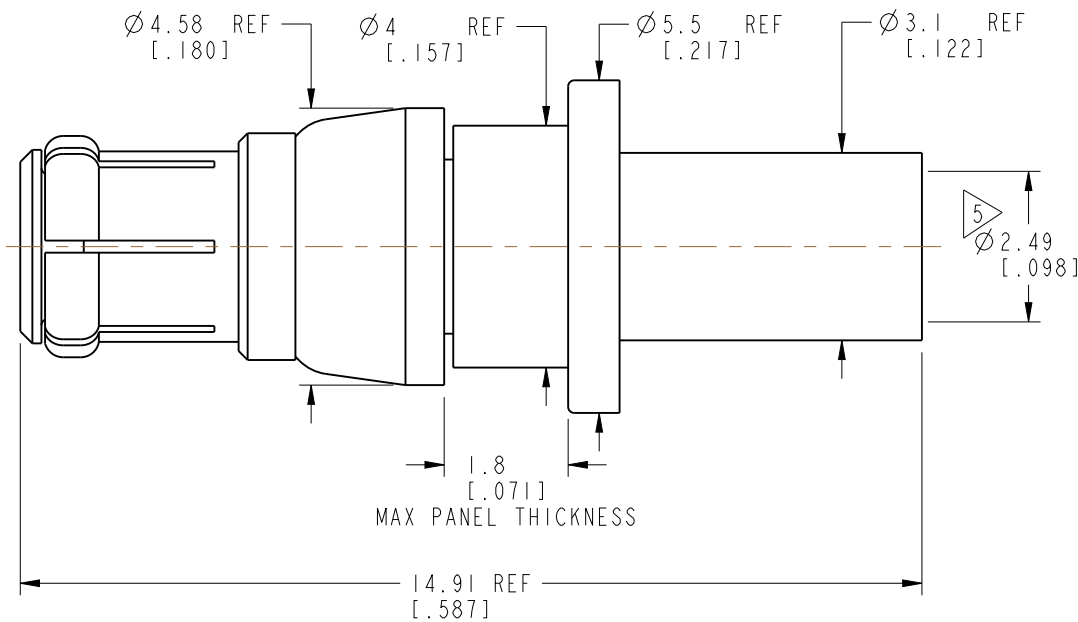
RECOMMENDED PANEL HOLE SIZE



SCALE 5.000



RECOMMENDED CABLE STRIPPING DIMENSIONS



CUSTOMER OUTLINE DRAWING

ALL OTHER SHEETS ARE FOR INTERNAL USE ONLY

UNLESS OTHERWISE SPECIFIED, DIMENSIONS ARE IN METRIC AND TOLERANCES ARE:
 <0.5mm ±0.05mm 0.5 - 6mm ±0.1mm 6 - 30mm ±0.2mm 30 - 120mm ±0.3mm ANGLES ±1°

NOTICE - These drawings, specifications, or other data (1) are, and remain the property of Amphenol corp. (2) must be returned upon request; and (3) are confidential and not to be disclosed to any person other than those to whom they are given by Amphenol Corp. the furnishing of these drawings, specifications, or other data by Amphenol Corp., or to any other person to anyone for any purpose is not to be regarded by implication or otherwise in any manner licensing, granting rights to permitting such holder or any other person to manufacture, use or sell any product, process or design, patented or otherwise, that may in any way be related to or disclosed by said drawings, specifications, or other data.

MATERIAL	
NOTE 1	
REFERENCE	
EAR# 8405	
REF: ---	
CONFIGURATION LEVEL: In Work	
FINISH	

DRAWN	DATE
E. HILL	22-May-19
ENGINEER	DATE
E. HILL	22-May-19
APPROVED	DATE
K. CAPOZZI	08-Aug-19
CAD FILE	

TITLE	HD-EFI PLUG FOR 1.13MM CABLE	
SCALE: 8.0:1.0	SHEET 2 OF 2	
DWG SIZE	REV	
B	A	

Amphenol RF	
www.amphenolrf.com	
DRAWING NO.	920-512P-51S
ITEM NO.	920-512P-51S
PART NO.	920-512P-51S