

914CE19-9

M

DRAWING
 NUMBER

ISSUE

3

REPLACES

PR-7324

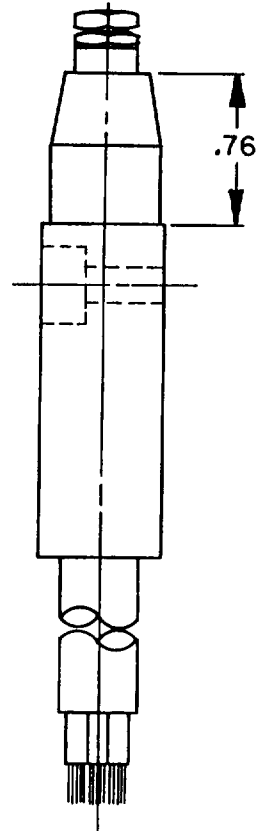
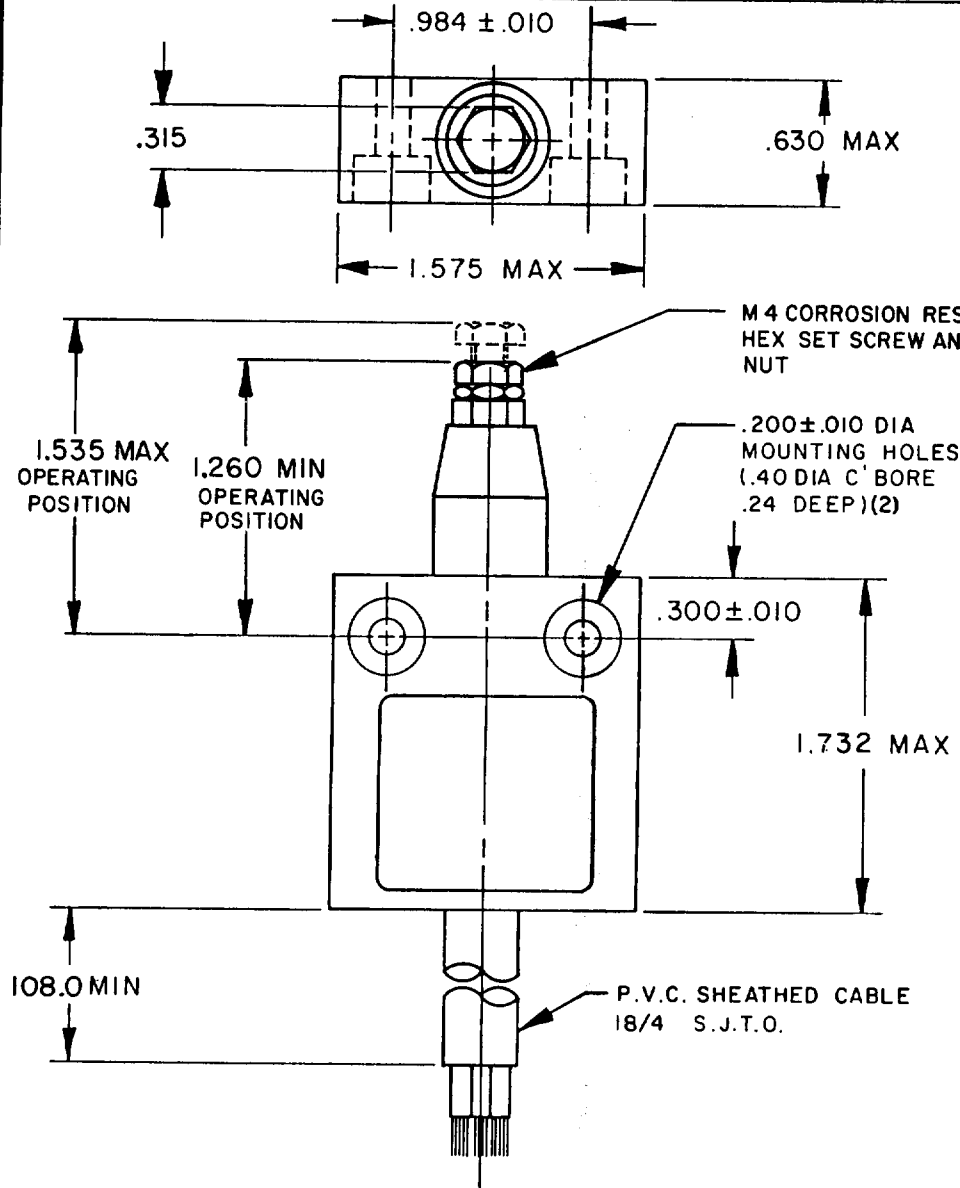
CHECK

CHECK

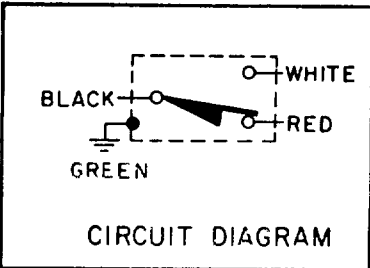
CHECK

REVISIONS

A	CO	51267
	TSK	
6	APR	82
A	CO	51367
	TSK	
6	APR	82
B	CC69061	
	LJF	
15	AUG	91



NOTE -
 1 - ZINC HOUSING FINISHED WITH GREY PAINT



THIS DRAWING COVERS A PROPRIETARY ITEM AND IS THE PROPERTY OF MICRO SWITCH, A DIVISION OF HONEYWELL. THIS DRAWING IS NOT TO BE COPIED OR USED WITHOUT THE APPROVAL OF MICRO SWITCH.

THIRD ANGLE PROJECTION

CHARACTERISTICS	ELECTRICAL DATA	SCALE
OPERATING FORCE - - - - - 5 LB MAX	CONTACT ARRANGEMENT S P D T	FULL
DIFFERENTIAL TRAVEL - - - .004 MAX	5A - 250 VAC	DO NOT SCALE PRINT
OVERTRAVEL - - - - - .118 MIN	1/10 HP - 125 OR 250 VAC	UNLESS OTHERWISE SPECIFIED TOLERANCES ARE
		ONE PLACE (.0) ± .030
		TWO PLACE (.00) ± .015
		THREE PLACE (.000) ± .005
		ANGLES ±
		WEIGHT

FD-52848-A

DRAWN

D J S 15 AUG 78 CHECK C E B 9 SEPT 78 CHECK