


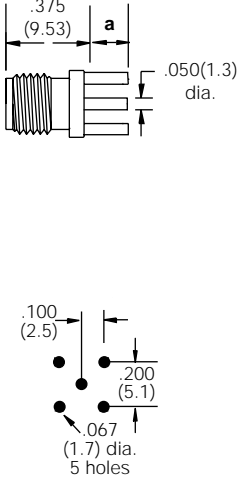
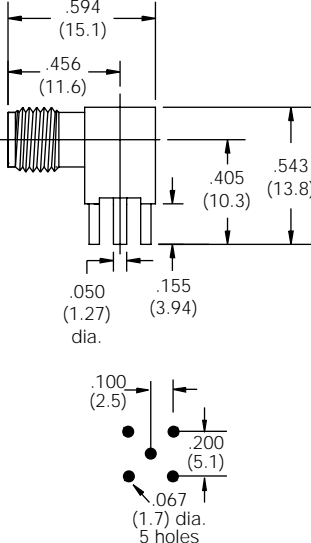
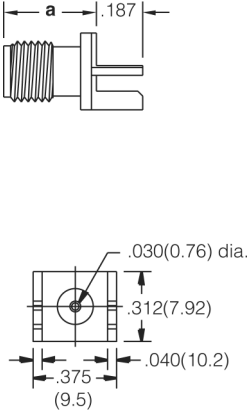


# SMA PCB Jack Receptacles

		
		
<p>SMA Printed Circuit Receptacle Gold Plated Blunt Post Terminal Four Legs <b>901-144▲</b> .155(3.9) Legs &amp; Term. <b>901-144-2</b> .105(2.7) Solder Dipped Legs &amp; Term. <b>901-144-3</b> .155(3.9) Solder Dipped Legs &amp; Term. <b>901-144-4</b> .200(5.1) Legs &amp; Term with Stand-off Pads</p>	<p>SMA Printed Circuit Receptacle Gold Plated Blunt Post Terminal Four Legs .025 Stand-off Pads <b>901-143▲</b> .155(3.9) Legs &amp; Term. <b>901-143-3</b> .155(3.9) Solder Dipped Legs &amp; Term. <b>901-143-4</b> .105(2.7) Solder Dipped Legs &amp; Term.</p>	<p>SMA Printed Circuit Receptacle Edge Mount <b>901-9850</b> for .062" Printed Circuit Board <b>901-10003</b> for .062" Printed Circuit Board <b>901-10019</b> for .032" Printed Circuit Board</p>

## SMA PRINTED CIRCUIT RECEPTACLES – female contacts

Description	Terminal Type	Plt.	Ins.	MTG Hole	Construction Notes	Dim. a	Amphenol Number	Fig.
Printed Circuit Board Panel Jack Receptacle	Blunt Post	P11	D1	T	Captive Contact	.155(3.9)	▲ <b>901-144</b>	1
					Solder Dipped Legs & Term	.105(2.7)	<b>901-144-2</b>	1
					Solder Dipped Legs & Term	.155(3.9)	<b>901-144-3</b>	1
					.025 Stand-off Pads	.200(5.1)	<b>901-144-4</b>	1
Printed Circuit Board Angle Jack Receptacle	Blunt Post	P11	D1	T	.025 Stand-off Pads	.155(3.9)	▲ <b>901-143</b>	2
					Solder Dipped Legs & Term	.155(3.9)	<b>901-143-3</b>	2
					Solder Dipped Legs & Term	.105(2.7)	<b>901-143-4</b>	2
Printed Circuit Board Edge Mt Jack Receptacle	Blunt Post	P10	D1	—	For .062" Thick PCB	.475 (12)	<b>901-9850</b>	3
					For .062" Thick PCB	.375 (9.5)	<b>901-10003</b>	3
					For .032" Thick PCB	.350(8.9)	<b>901-10019</b>	3

▲ distributor stocked