




AREAL RIGID ADVANCE

ARAML-SW800-24V-64Q250-20-IC



PRODUCT DESCRIPTION

- Voltage-based, square LED module
- Particularly suited for use in panel luminaires
- Uniform light distribution, even in a matrix arrangement
- Easy to link using plug terminals
- Exceptional efficiency up to 180 lm / W
- High levels of light quality and colour consistency
- Available in 3000, 4000, and 5000 K
- Aluminium circuit board with optimised thermal management



TECHNICAL DATA/OVERVIEW

| | |
|---------------------------------|--------------------|
| Operating voltage | 24 VDC |
| Rated power | 10 W |
| Rated current | 0,416 A |
| LED type | SMD 3030 |
| LED spacing | 31,25 mm |
| LED quantity / module | 64 |
| Module efficiency | > 180 lm / W |
| Colour rendering | Ra >80 |
| Colour consistency | 5 SDCM |
| Dimensions (l x w x h) | 250 x 250 x 6,1 mm |
| Service life | > 50.000 h |

CONNECTION-RELATED INFORMATION

| | |
|-------------------------------|------------------------------|
| Type of connection | Wire to board terminal block |
| Type of terminal block | 5 x 2-pole Wago 2060 |
| Max. wire size | 0,75 mm ² |
| max. assembly [pcs.] | 16 |



FULFILMENT OF STANDARDS

| | | |
|---------------|-------------|--------------|
| EN 62031:2015 | 2011/65/EU | referring to |
| EN 62471:2009 | 2009/125/EU | IEC 62717 |



AREAL RIGID ADVANCE

ARAML-SW800-24V-64Q250-20-IC



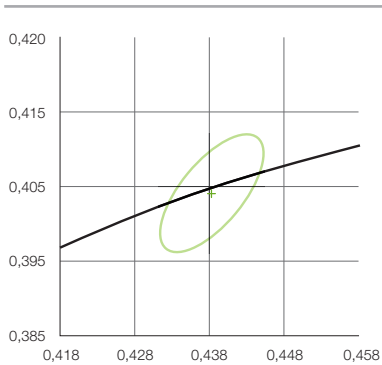
SPECIFIC DATA OVERVIEW

| Item no. | Light colour | Nominal colour temp. | Typical lumen @ 25° C | Tolerance | Operating voltage |
|----------|--------------|----------------------|-----------------------|-----------|-------------------|
| 9009375 | warmweiß | 3000 K | 1656 lm | 5 SDCM | 24 VDC |
| 9009376 | neutralweiß | 4000 K | 1717 lm | 5 SDCM | 24 VDC |
| 9009377 | kaltweiß | 5000 K | 1717 lm | 5 SDCM | 24 VDC |

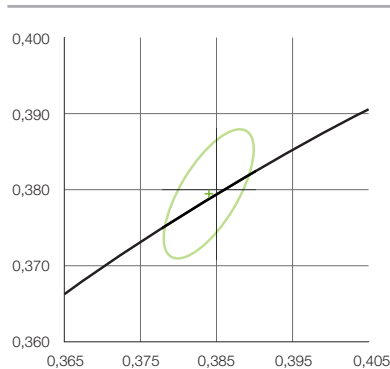
PHOTOMETRIC DATA

| Item no. | Colour temperature | Colour location coordinates (x,y) | Typ. Luminous flux @ Tp 25° C | Typ. Luminous flux @ Tp 60° C | Luminous flux tolerance | CRI (Ra) | Beam angle |
|----------|--------------------|-----------------------------------|-------------------------------|-------------------------------|-------------------------|----------|------------|
| 9009375 | 3000 K | 0,4339 / 0,4033 | 1656 lm | 1490 lm | ± 3,7 % | ≥ 80 | 120° |
| 9009376 | 4000 K | 0,3818 / 0,3797 | 1717 lm | 1601 lm | ± 3,5 % | ≥ 80 | 120° |
| 9009377 | 5000 K | 0,3446 / 0,3551 | 1717 lm | 1601 lm | ± 3,5 % | ≥ 80 | 120° |

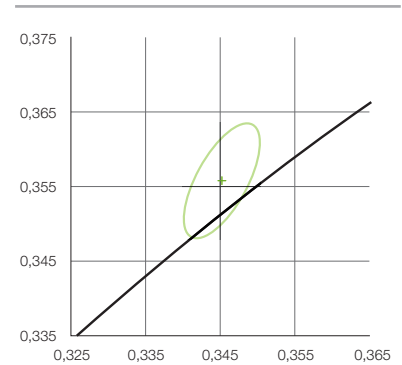
3000 K



4000 K



5000 K





AREAL RIGID ADVANCE

ARAML-SW800-24V-64Q250-20-IC



ELECTRICAL DATA

| Item no. | Nominal voltage | Nominal current | Rated power | Power consumption | Energy classification |
|----------|-----------------|-----------------|-------------|-------------------|-----------------------|
| 9009375 | 24 VDC | 0,416 A | 10 W | 10 kWh/1000h | A ++ |
| 9009376 | 24 VDC | 0,416 A | 10 W | 10 kWh/1000h | A ++ |
| 9009377 | 24 VDC | 0,416 A | 10 W | 10 kWh/1000h | A ++ |

THERMAL DATA

| Item no. | Rated service life @ 25° C | Rated service life @ 60° C | Tc point max. temp. | Tp Temp. | Ambient temp. |
|----------|-------------------------------|-------------------------------|---------------------|----------|----------------|
| 9009375 | L80 B10 / > 54.000 h | L80 B10 / 45.000 h | 70° C | 60 °C | -20 ... +70 °C |
| 9009376 | L80 B10 / > 54.000 h | L80 B10 / 45.000 h | 70° C | 60 °C | -20 ... +70 °C |
| 9009377 | L80 B10 / > 54.000 h | L80 B10 / 45.000 h | 70° C | 60 °C | -20 ... +70 °C |

FURTHER INFORMATION

| Item no. | max. dimension | Dimmable | IP rating | Water protection | Fixture |
|----------|----------------|----------|-----------|------------------|-------------------------|
| 9009375 | 1 qm | yes | IP 00 | — | M2 screw with PA washer |
| 9009376 | 1 qm | yes | IP 00 | — | M2 screw with PA washer |
| 9009377 | 1 qm | yes | IP 00 | — | M2 screw with PA washer |

PRODUCT KEY DESCRIPTION

| LFBML | SW800 | 24V | 5S100 | 20 |
|----------|-----------------------|------------------------------|-------------|---------------------|
| category | photometrical Code | voltage- / current- based | layout code | protection class |



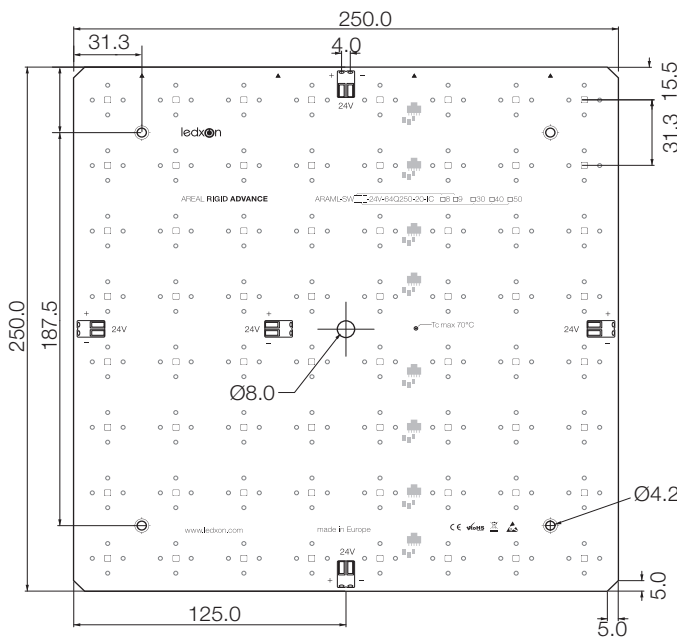
AREAL RIGID ADVANCE

ARAML-SW800-24V-64Q250-20-IC



DIMENSIONS

| Item no. | Length | Width | Height | LEDs / module | LED spacing |
|----------|--------|--------|--------|---------------|-------------|
| 9009375 | 250 mm | 250 mm | 6,1 mm | 64 pcs. | 31,25 mm |
| 9009376 | 250 mm | 250 mm | 6,1 mm | 64 pcs. | 31,25 mm |
| 9009377 | 250 mm | 250 mm | 6,1 mm | 64 pcs. | 31,25 mm |



ORDER INFORMATION

| Item no. | Item description | weight / netto | Packaging unit | Ordering unit |
|----------|------------------------------|----------------|----------------|---------------|
| 9009375 | ARAML-SW827-24V-64Q250-20-IC | 303 g | PU = 10 | piece |
| 9009376 | ARAML-SW830-24V-64Q250-20-IC | 303 g | PU = 10 | piece |
| 9009377 | ARAML-SW840-24V-64Q250-20-IC | 303 g | PU = 10 | piece |



AREAL RIGID ADVANCE

ARAML-SW800-24V-64Q250-20-IC



INFORMATION ON SERVICE LIFE

The maximum T_c/T_p temperature is a crucial factor for the service life information relating to ledxon LED modules.

If the permitted limits are exceeded, this shall significantly reduce the service life and may even result in the destruction of the modules.

The expected service life in hours represents a purely statistical parameter.

For optimum operation of ledxon LED modules, we recommend installation only on rigid and stationary surfaces.

The heatsink must provide for sufficient heat dissipation such that the maximum permitted temperature is not exceeded at the T_c point.

The temperatures at the T_c point must be measured in accordance with the specifications stated in EN 60598-1.

INFORMATION ON PHOTOMETRIC AND ELECTRICAL DATA

Capacity coordinates and tolerances in accordance with CIE 1931

Measurement environment temperature: $t_a = 25^\circ$

Measurement tolerance for colour coordinates (x / y) +/- 0.005

The maximum permitted operating voltage must not be exceeded. Otherwise a reduction in service life or a failure may occur.

All ledxon LED modules can be dimmed using PWM (pulse width modulation).

SAFETY AND INSTALLATION INFORMATION

When installing ledxon RIGID LED modules, the relevant specifications and standards must be observed.

The modules must be de-energised when they are being connected. The correct polarity for the connection lines must be observed upon start-up. Incorrect polarity may result in the destruction of the LED modules. When installing these modules, standard ESD safety precautions must be complied with. ledxon RIGID LED modules are delivered without cabling. These modules are electrified by connecting leads to the provided plug terminal connection. The maximum permitted cable cross-section must be observed in this process. High mechanical load must be avoided during installation. Powerful compression forces, in particular on the light area, result in damage to the components as well as the conducting paths. We recommend using polyamide screws to secure the LED modules.