



# LINEAR RIGID PRO

## LRPHL-SW800-24V-32S94-20-IC



### PRODUCT DESCRIPTION

- Voltage-based, rigid LED module
- Particularly suited to linear lights
- No light interruption due to multiple manufacture
- Exceptional efficiency up to 155 lm / W
- Very high light quality and colour consistency (MacAdam 3)
- Available in 3000, 4000, and 5000 K
- Aluminium circuit board with optimised thermal management

### TECHNICAL DATA/OVERVIEW

<b>Operating voltage</b>	24 VDC
<b>Rated power</b>	6 W
<b>Rated current</b>	0,25 A
<b>LED type</b>	SMD 4014
<b>LED spacing</b>	7,2 mm
<b>LED quantity / module</b>	32
<b>Module efficiency</b>	max. 155 lm / W
<b>Colour rendering</b>	Ra >80
<b>Colour consistency</b>	3 SDCM
<b>Dimensions (l x w x h)</b>	300 x 12 x 4,8 mm
<b>Service life</b>	> 36.000 h



### CONNECTION-RELATED INFORMATION

<b>Type of connection</b>	Wire to board terminal block
<b>Type of terminal block</b>	2 x 1 positions Wago 2060
<b>Max. wire size</b>	0,75 mm <sup>2</sup>
<b>Max. assembly length [m]</b>	3



### FULFILMENT OF STANDARDS

EN 62031:2015	2011/65/EU	referring to
EN 62471:2009	2009/125/EU	IEC 62717



# LINEAR RIGID PRO

## LRPHL-SW800-24V-32S94-20-IC



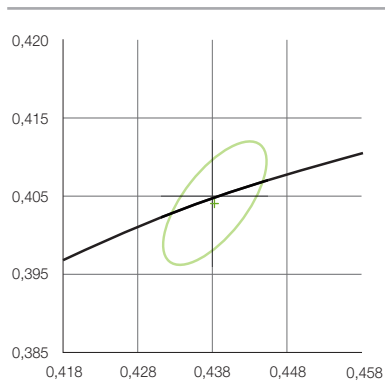
### SPECIFIC DATA OVERVIEW

Item no.	Light colour	Nominal colour temp.	Typical lumen @ 25° C	Tolerance	Operating voltage
9009372	warm white	3000 K	858 lm	3 SDCM	24 VDC
9009373	neutral white	4000 K	927 lm	3 SDCM	24 VDC
9009374	cool white	5000 K	927 lm	3 SDCM	24 VDC

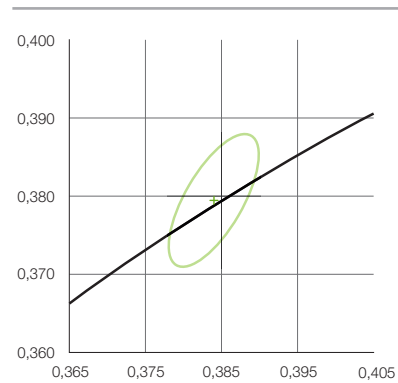
### PHOTOMETRIC DATA

Item no.	Colour temperature	Colour location coordinates (x,y)	Typ. Luminous flux @ Tp 25° C	Typ. Luminous flux @ Tp 60° C	Luminous flux tolerance	CRI (Ra)	Beam angle
9009372	3041 K	0,4339 / 0,4033	858 lm	773 lm	± 4 %	≥ 80	120°
9009373	3974 K	0,3818 / 0,3797	927 lm	834 lm	± 4 %	≥ 80	120°
9009374	5012 K	0,3446 / 0,3551	927 lm	834 lm	± 4 %	≥ 80	120°

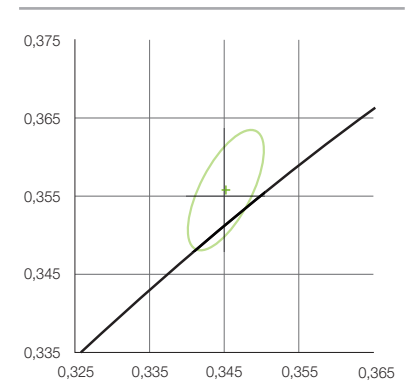
#### 3000 K



#### 4000 K



#### 5000 K





# LINEAR RIGID PRO

## LRPHL-SW800-24V-32S94-20-IC



### ELECTRICAL DATA

Item no.	Nominal voltage	Nominal current	Rated power	Power consumption	Energy classification
9009372	24 VDC	0,25 A	6 W	6 kWh/1000h	A ++
9009373	24 VDC	0,25 A	6 W	6 kWh/1000h	A ++
9009374	24 VDC	0,25 A	6 W	6 kWh/1000h	A ++

### THERMAL DATA

Item no.	Rated service life @ 25° C	Rated service life @ 60° C	Tc point max. temp.	Tp Temp.	Ambient temp.
9009372	L80 B10 >36.000 h	L80 B10 35.000 h	70 °C	60 °C	-20 ... +60 °C
9009373	L80 B10 >36.000 h	L80 B10 35.000 h	70 °C	60 °C	-20 ... +60 °C
9009374	L80 B10 >36.000 h	L80 B10 35.000 h	70 °C	60 °C	-20 ... +60 °C

### FURTHER INFORMATION

Item no.	Max. concatenation	Dimmable	IP rating	Water protection	Fixture
9009372	10 pcs.	yes	IP 00	—	M2 screw with PA washer
9009373	10 pcs.	yes	IP 00	—	M2 screw with PA washer
9009374	10 pcs.	yes	IP 00	—	M2 screw with PA washer

### PRODUKTSCHLÜSSEL

LFBML	SW800	24V	5S100	20
Kategorisierung	photometrischer Code	strom- / spannungsbasiert	Layout Code	Schutzklasse



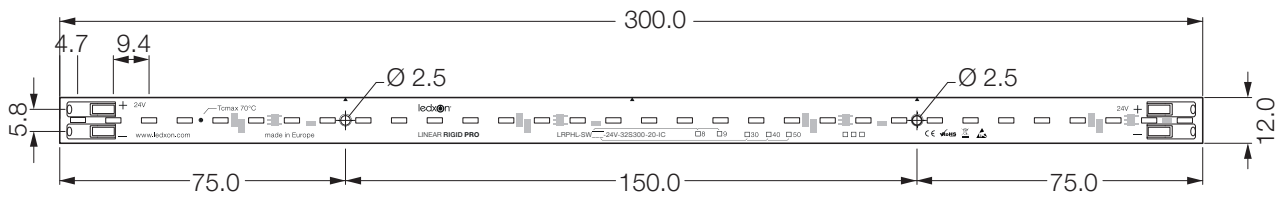
# LINEAR RIGID PRO

## LRPHL-SW800-24V-32S94-20-IC



### DIMENSIONS

Item no.	Length	Width	Height	LEDs / module	LED spacing
9009372	300 mm	12 mm	4,8 mm	32 pcs.	7,2 mm
9009373	300 mm	12 mm	4,8 mm	32 pcs.	7,2 mm
9009374	300 mm	12 mm	4,8 mm	32 pcs.	7,2 mm



### ORDER INFORMATION

Item no.	Item description	Nominal colour temperature	Packaging unit	Ordering unit
9009372	LRPHL-SW830-24V-32S94-20-IC	3000 K	PU = 40	piece
9009373	LRPHL-SW840-24V-32S94-20-IC	4000 K	PU = 40	piece
9009374	LRPHL-SW850-24V-32S94-20-IC	5000 K	PU = 40	piece



# LINEAR RIGID PRO

## LRPHL-SW800-24V-32S94-20-IC



### INFORMATION ON SERVICE LIFE

---

The maximum  $T_c/T_p$  temperature is a crucial factor for the service life information relating to ledxon LED modules.

If the permitted limits are exceeded, this shall significantly reduce the service life and may even result in the destruction of the modules.

The expected service life in hours represents a purely statistical parameter.

For optimum operation of ledxon LED modules, we recommend installation only on rigid and stationary surfaces.

The heatsink must provide for sufficient heat dissipation such that the maximum permitted temperature is not exceeded at the  $T_c$  point.

The temperatures at the  $T_c$  point must be measured in accordance with the specifications stated in EN 60598-1.

### INFORMATION ON PHOTOMETRIC AND ELECTRICAL DATA

---

Capacity coordinates and tolerances in accordance with CIE 1931

Measurement environment temperature:  $t_a = 25^\circ$

Measurement tolerance for colour coordinates ( $x / y$ )  $\pm 0.005$

The maximum permitted operating voltage must not be exceeded. Otherwise a reduction in service life or a failure may occur.

All ledxon LED modules can be dimmed using PWM (pulse width modulation).

### SAFETY AND INSTALLATION INFORMATION

---

When installing ledxon RIGID LED modules, the relevant specifications and standards must be observed.

The modules must be de-energised when they are being connected. The correct polarity for the connection lines must be observed upon start-up. Incorrect polarity may result in the destruction of the LED modules. When installing these modules, standard ESD safety precautions must be complied with. ledxon RIGID LED modules are delivered without cabling. These modules are electrified by connecting leads to the provided plug terminal connection. The maximum permitted cable cross-section must be observed in this process. High mechanical load must be avoided during installation. Powerful compression forces, in particular on the light area, result in damage to the components as well as the conducting paths. We recommend using polyamide screws to secure the LED modules.