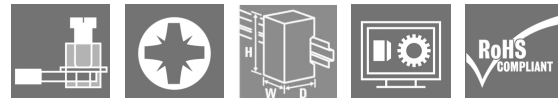



RIDERSERIES RCM RCMKIT-I 115VAC 4CO LD

Weidmüller Interface GmbH & Co. KG
 Klingenbergstraße 26
 D-32758 Detmold
 Germany
 Fon: +49 5231 14-0
 Fax: +49 5231 14-292083
 www.weidmueller.com

Product image



Modular system comprised of:

- relay socket for rail mounting
- LED indicator unit
- retaining clip
- plug-in relay
- markers

General ordering data

Type	RCMKIT-I 115VAC 4CO LD
Order No.	8921050000
Version	RIDERSERIES RCM, Relay module, Number of contacts: 4, CO contact with test button AgNi 90/10, Rated control voltage: 115 V AC, Continuous current: 6 A, Screw connection
GTIN (EAN)	4032248692286
Qty.	10 pc(s).
Relevant base	8869420000
Relevant relay	1180800000
Relevant rim module	8869650000

Creation date August 8, 2020 10:35:32 PM CEST

**RIDERSERIES RCM
RCMKIT-I 115VAC 4CO LD**

Weidmüller Interface GmbH & Co. KG
Klingenbergstraße 26
D-32758 Detmold
Germany
Fon: +49 5231 14-0
Fax: +49 5231 14-292083
www.weidmueller.com

Technical data
Dimensions and weights

Width	27.2 mm	Width (inches)	1.071 inch
Height	77 mm	Height (inches)	3.031 inch
Depth	78.3 mm	Depth (inches)	3.083 inch
Net weight	100.05 g		

Temperatures

Humidity	40 °C / 93 % rel. humidity, no condensation	Operating temperature, max.	70 °C
Operating temperature, min.	-40 °C	Storage temperature, max.	70 °C
Storage temperature, min.	-40 °C	Operating temperature	-40 °C...70 °C
Storage temperature	-40 °C...70 °C		

Environmental Product Compliance

REACH SVHC	Lead 7439-92-1
------------	----------------

Input

Rated control voltage	115 V AC	Rated current AC	8.8 mA
Power rating	1.0 VA	Pull-in/drop-out voltage, typ.	92 V / 34.5 V AC
Coil resistance	4845 Ω ± 12 %	Status indicator	red LED

Output

Rated switching voltage	240 V AC	Max. switching voltage, AC	240 V
Continuous current	6 A	Inrush current	12 A / 20 ms
AC switching capacity (resistive), max.	1500 VA	DC switching capacity (resistive), max.	144 W @ 24 V
Switch-on delay	≤ 15 ms	Switch-off delay	≤ 10 ms
Min. switching power	1 mA @ 24 V, 10 mA @ 12 V, 100 mA @ 5 V	Max. switching frequency at rated load	0.1 Hz

Contact data

Contact type	4 CO contact with test button (AgNi 90/10)	Mechanical service life	AC coil 20 x 10 ⁶ switching cycles, DC coil 30 x 10 ⁶ switching cycles
--------------	--	-------------------------	--

General data

Rail	TS 35	Test button	yes (lockable)
Mechanical switch position indicator	Yes	Colour	black

Insulation coordination

Rated voltage	250 V	Surge voltage category	III
Pollution severity	2	Insulating material group	IIIa
Protection degree	IP20	Dielectric strength, Input/Output	2.5 kV _{eff} / 1 Min.
Creepage and clearance distance input - output	≥ 4 mm	Dielectric strength of neighbouring contacts	2 kV _{eff} / 1 min
Dielectric strength of open contact	1.2 kV _{eff} / 1 min.	Impulse withstand voltage	5 kV (1.2/50 μs)

**RIDERSERIES RCM
RCMKIT-I 115VAC 4CO LD**

Weidmüller Interface GmbH & Co. KG
Klingenbergstraße 26
D-32758 Detmold
Germany
Fon: +49 5231 14-0
Fax: +49 5231 14-292083
www.weidmueller.com

Technical data
Further details of approvals / standards

Standards	DIN EN 50178	Certificate no. (CSA) relay	249409-2426937
Certificate no. (CSA) base	249409-2295474	Certificate No. (DNVGL)	TAA000011A
Certificate no. (cURus) relay	E224238	Certificate no. (cURus) base	E223759
Certificate no. (cURus) LED / protection modules	E223759TYCO2		

Connection data

Wire connection method	Screw connection	Stripping length, rated connection	8 mm
Tightening torque, min.	0.5 Nm	Tightening torque, max.	0.7 Nm
Clamping range, rated connection	2.5 mm ²	Clamping range, min.	1 mm ²
Clamping range, max.	2.5 mm ²	Wire cross-section, solid, min.	1 mm ²
Wire cross-section, solid, max.	2.5 mm ²	Wire connection cross-section, finely stranded, min.	1 mm ²
Wire connection cross section, finely stranded, max.	2.5 mm ²	Wire connection cross-section, finely stranded with wire-end ferrules DIN 46228/4, min.	1 mm ²
Wire connection cross-section, finely stranded with wire-end ferrules DIN 46228/4, max.	2.5 mm ²	Conductor cross-section, flexible, AEH (DIN 46228-1), min.	1 mm ²
Conductor cross-section, flexible, AEH (DIN 46228-1), max.	2.5 mm ²	Wire connection cross section, finely stranded, two clampable wires, min.	1 mm ²
Wire cross-section, finely stranded, two clampable wires, max.	1.5 mm ²	Blade size	size PZ1

Classifications

ETIM 6.0	EC001437	ETIM 7.0	EC001437
eClass 9.0	27-37-16-01	eClass 9.1	27-37-16-01
eClass 10.0	27-37-16-01	UNSPSC	30-21-19-17

Product information

Product information	IP20 without connected conductor at complete opened clamping yoke connection.
---------------------	---

Approvals

Approvals



ROHS	Conform
------	---------

Downloads

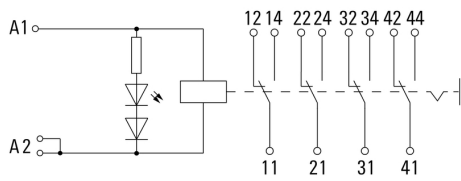
Approval/Certificate/Document of Conformity	EU Konformitätserklärung / EU Declaration of Conformity
Brochure/Catalogue	CAT 4.2 ELECTR 18/19 EN
Engineering Data	EPLAN, WSCAD, Zuken E3.S
Engineering Data	STEP

**RIDERSERIES RCM
RCMKIT-I 115VAC 4CO LD**

Weidmüller Interface GmbH & Co. KG
Klingenbergstraße 26
D-32758 Detmold
Germany
Fon: +49 5231 14-0
Fax: +49 5231 14-292083
www.weidmueller.com

Drawings

Wiring diagram

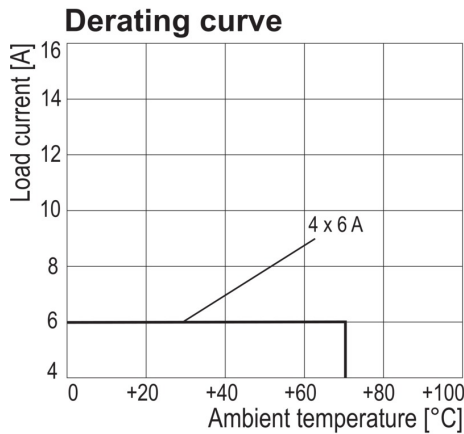


Graph



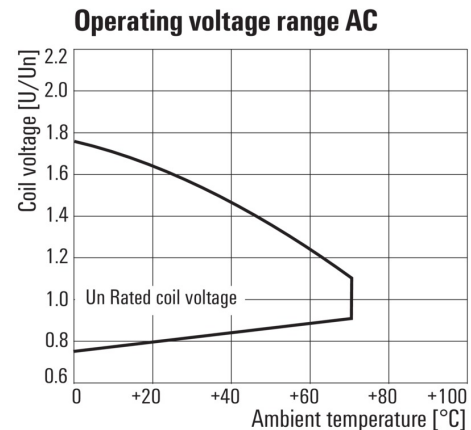
DC load limit curve
Resistive load

Graph



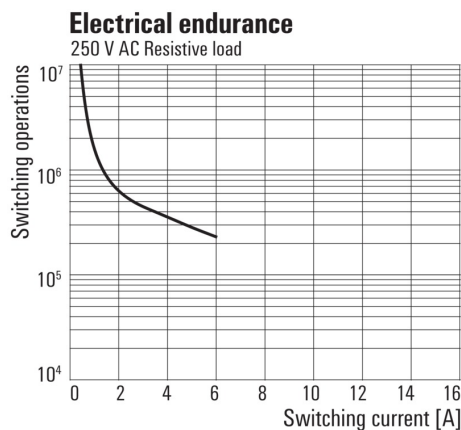
Derating curve
Relay in combination with base

Graph



AC operational voltage range

Graph



Electrical service life 250 V AC resistive load
250 V AC resistive load

Dimensional drawing

