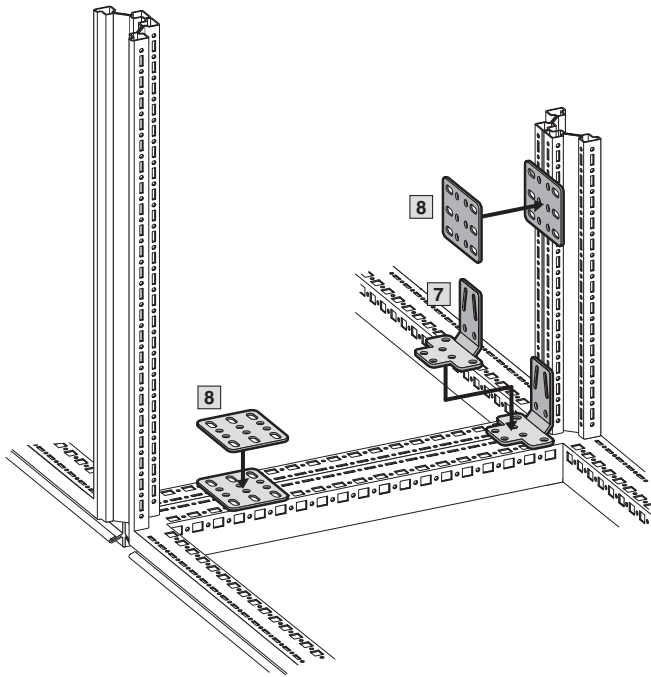


Baying system

Baying for transport



When transporting bayed enclosures

- 7** Baying bracket for TS/TS
- 8** Baying bracket for TS/TS and TS/PS

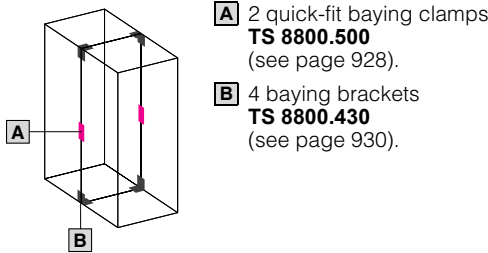
Note:

- In addition, the outer baying connector (see page 929), can be used.
- When transporting large, heavy enclosure combinations by crane, we additionally recommend the use of combination angles TS 4540.000, see page 931.

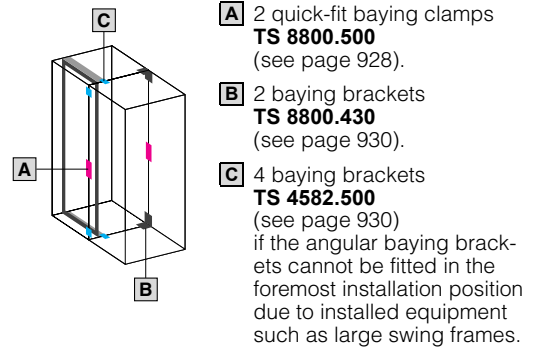
! Also required:

For protection category IP 55: One connector/clamp is required half-way up the enclosure height, see page 928. Baying clamp, see page 928 – 929.

Notes on the transport of bayed enclosures, see page 929.

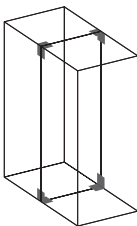


- A** 2 quick-fit baying clamps **TS 8800.500** (see page 928).
- B** 4 baying brackets **TS 8800.430** (see page 930).



- A** 2 quick-fit baying clamps **TS 8800.500** (see page 928).
- B** 2 baying brackets **TS 8800.430** (see page 930).
- C** 4 baying brackets **TS 4582.500** (see page 930) if the angular baying brackets cannot be fitted in the foremost installation position due to installed equipment such as large swing frames.

Baying for transport



7 Angular baying brackets for TS/TS

The robust connection when transporting bayed enclosure suites.

Screw-fastening may be optionally

- Horizontally and vertically with 8 screws
- Horizontally with 2 screws and M8 threaded blocks, vertically with 4 screws.

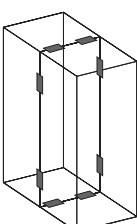
Material:

Sheet steel, zinc-plated, passivated

Supply includes:

Assembly parts.

Packs of	Model No. TS
4	8800.430



8 Baying brackets for TS/TS and TS/PS

For additional stabilisation, or in cases where:

- Mounting plate brackets
 - Swing frames
 - Busbar supports
- prevent the installation of angular baying brackets.

Material:

Sheet steel, zinc-plated, passivated

Supply includes:

Assembly parts.

Packs of	Model No. TS
4	4582.500

+ Accessories:

For mounting on the vertical TS enclosure section: Snap-on nut M8, TS 8800.808, see page 1005.

B
7.3