

24 x 48 - 2 totalizers CTR24L - 2512 Part number 87623571



- High brightness display : 6-digit LED, height 8 mm
- Maximum input frequency 25 k Hz
- Counter with 2 separate totalizers, each with a dedicated input
- Reset on panel or external with inhibition option
- Supply : 10 →30 VDC
- Easy to program
- Scaling factor
- Decimal point
- Accessories for 50 x 25 mm cut-out

Part numbers

Type	Functions
87623571 CTR24L - 2512	Counter with 2 separate totalizers

Specifications

Physical details and protection

Consumption	10 →30 VDC max 55 mA with protection against polarity reversal
Connection by 5 screw terminals at rear of casing	•
Terminal capacity	1,5 mm ²
Fixed using bracket	•
Degree of protection front face	IP 65
Data memory	EEPROM
Temperature limits use (°C)	-20 →+55
Temperature limits stored (°C)	-20 →+55
Breakdown voltage	EN 61010-1 : 2000 V / 50 Hz / 1 min
Conformity to standards	EN 61000-6-2 - EN 55011 class B
Altitude	2000 m
Certifications	UL - cULus (pending) - CE
Weight (g)	50

Operating characteristics

Functions	Counter with 2 separate totalizers
Display	6-digit LED
Height digits (mm)	8

Inputs specifications

Inputs	2 counter inputs, 1 reset input
Low level	0 →0,2 x Ub VDC
High level	0,6 x Ub →30 VDC
Cyclical ratio	Any (maximum frequency given for a cyclical ratio = 1/1) Schmitt trigger input
Polarity	NPN or PNP for all inputs (programming)
Minimum impulse duration for reset	5 ms
Frequency of filtered input	Filter active : 30 Hz Filter disabled : maximum frequency (programming)
Input impedance (kΩ)	Appr. 5

Impulse counter

Display details	0 →999 999
Display	When the buttons are pressed, the counter displays the following values : CntA →Value of counter A (INPA input) CntB →Value of counter B (INPB input) Asubb →Difference between A-B (INPA-INPB input) Aaddb →Addition of A+B (INPA+INPB input) AdIUb →Division of A/B (INPA/INPB input) Aprocb →Percentage (A-B) /A ((INPA-INPB) /INPA input)
Elimination of non-significant zeros	•
Counting input modes	CntA →INPA input counting CntB →INPB input counting
Inputs INPA / INPB	Dynamic
Reset input (terminal 5)	Dynamic Reset input connected in parallel with the red SET/RESET button Sets the counter to the defined preset value - possible on both totalizers
Reset to zero - Panel	If not locked during programming
Remise à zéro - Externe (borne 5)	If not locked during programming
Scale factor	1 →99.9999 (separate for A and B)
Scaling factor	1 →99.9999 (separate for A and B)
Decimal point	0 0,0 0,00

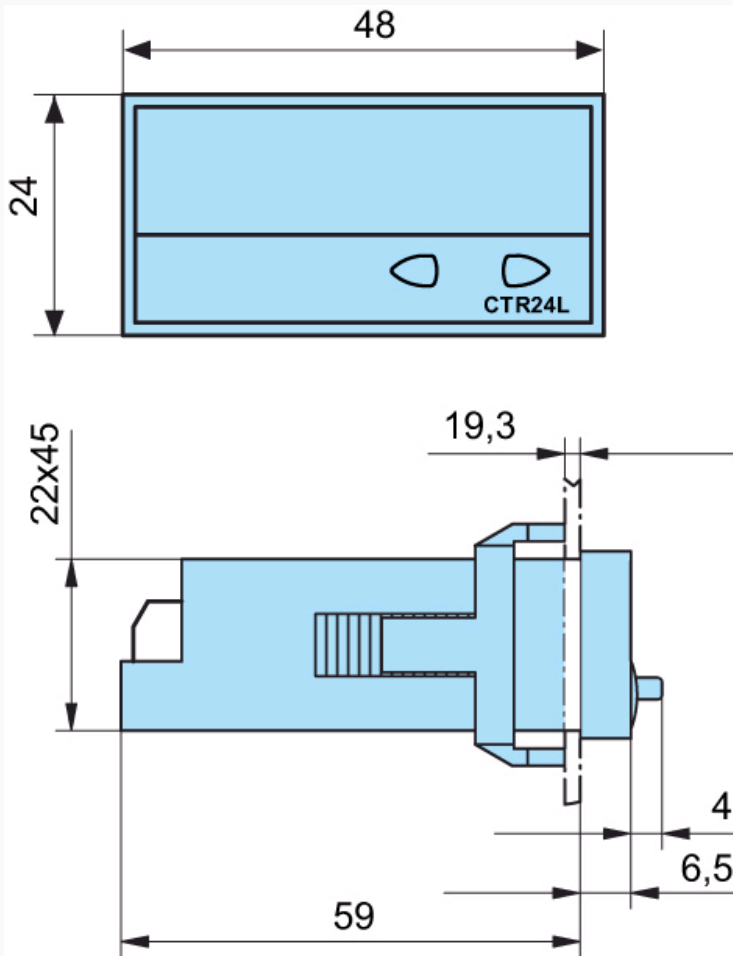
	0,000
Maximum counting frequency	25 k Hz

Accessories

Description	Code
Adaptor for 50 x 25 mm cut-out - Fixed with screws	26546843
Adaptor for 50 x 25 mm cut-out - Fixed with clips	26546844
DIN rail adaptor	26546840
Clip-fixing kit (supplied with the product)	26546848

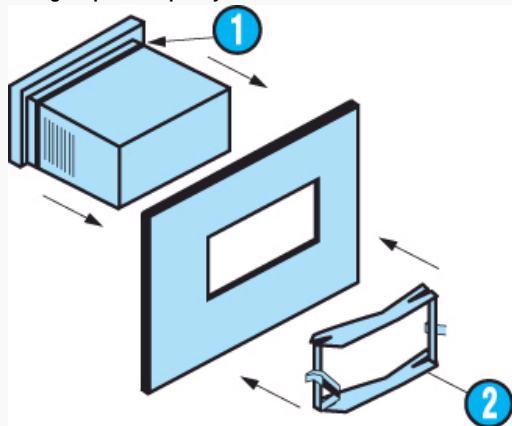
Dimensions (mm)

CTR24L - 2512



Dimensions (mm)

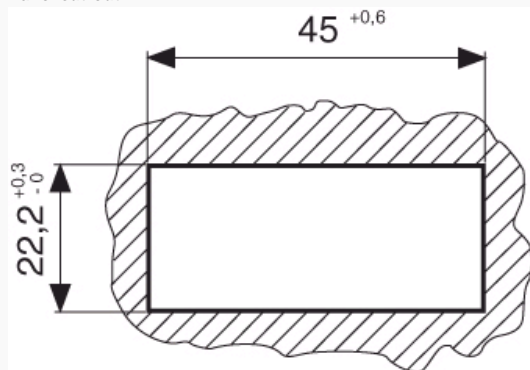
Fixing strip with clip-on yoke



N°	Legend
1	Seal
2	Fixing yoke

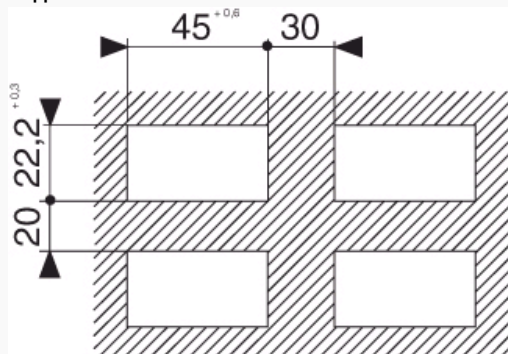
Dimensions (mm)

Panel cut-out



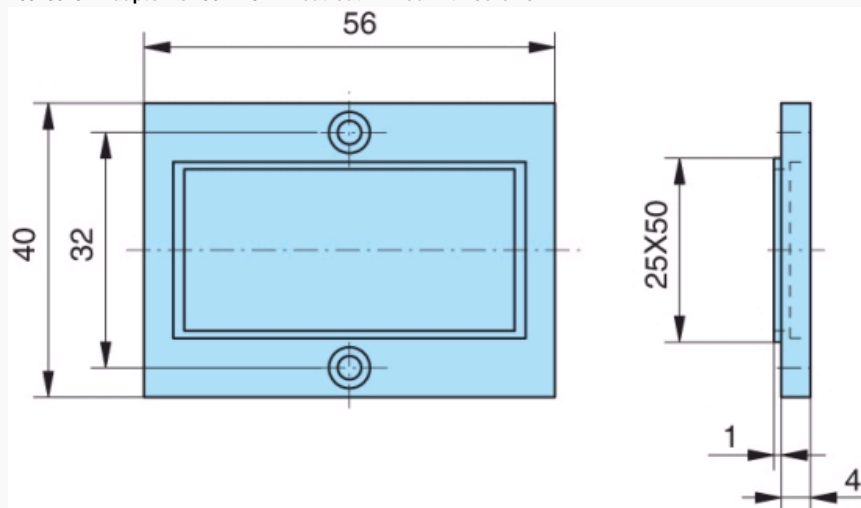
Dimensions (mm)

4 appliances



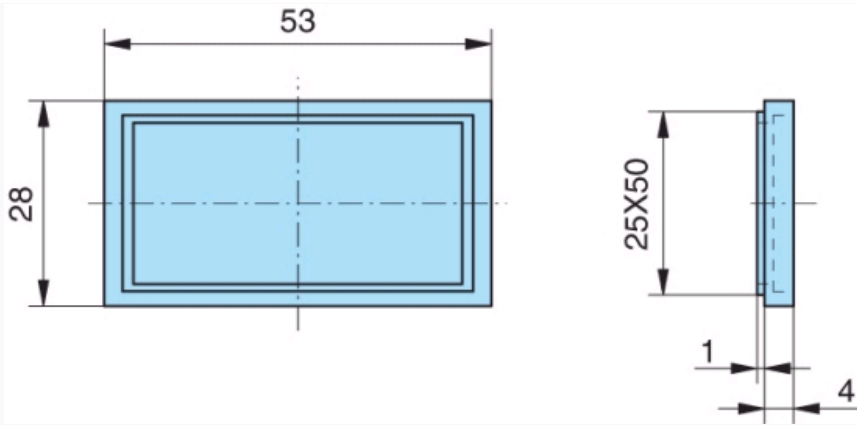
Dimensions (mm)

26546843 - Adaptor for 50 x 25 mm cut-out - Fixed with screws



Dimensions (mm)

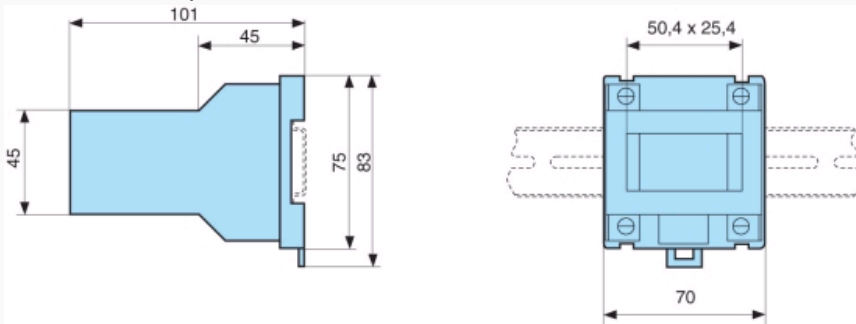
26546844 - Adaptor for 50 x 25 mm cut-out - Fixed with clips



Accessory supplied with the counter

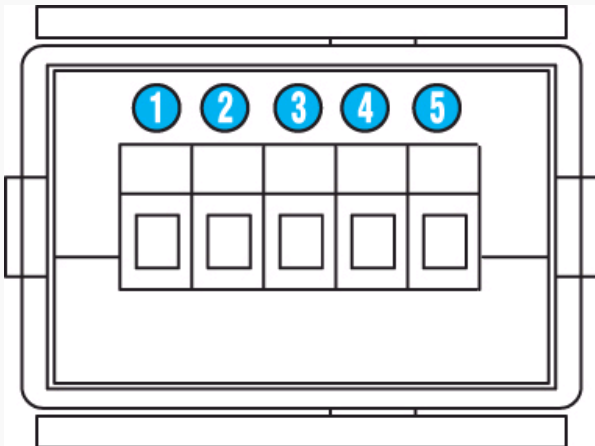
Dimensions (mm)

26546840 - DIN rail adaptor



Accessory supplied with the counter

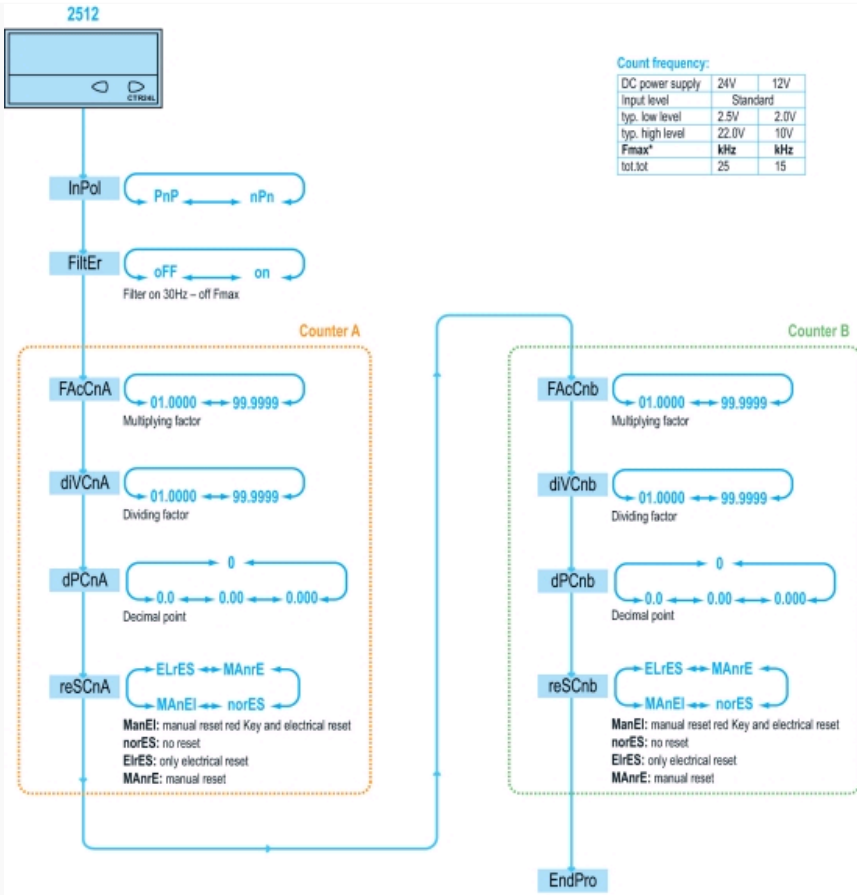
Connections



N°	Legend
1	Supply : 10 →30 VDC
2	Supply : GND (0 VDC)
3	INPA
4	INPB
5	SET/RESET

Applications

Programming diagram



SELECTION OF THE DISPLAYED VALUE

