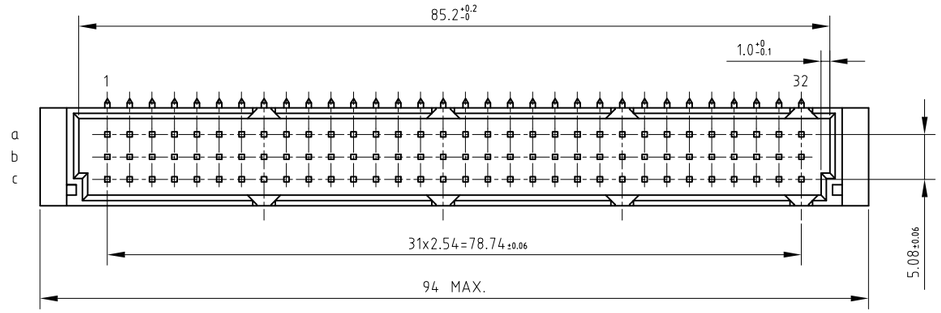

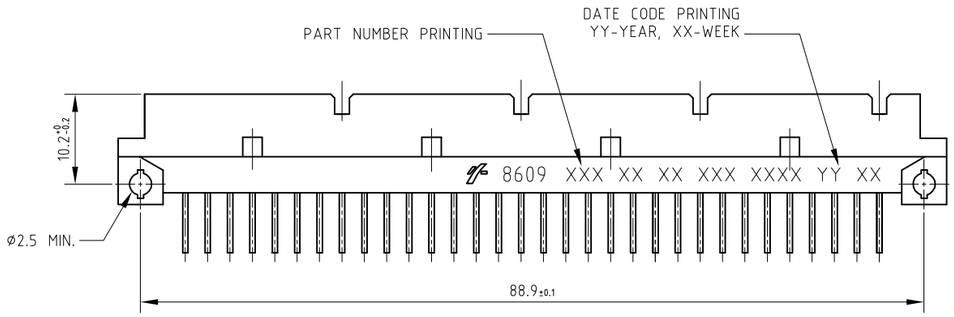

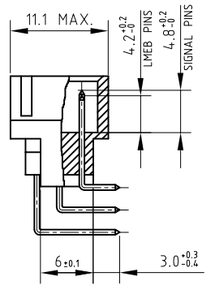

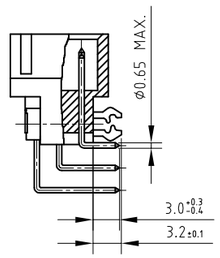

PCB DRILLING DETAILS

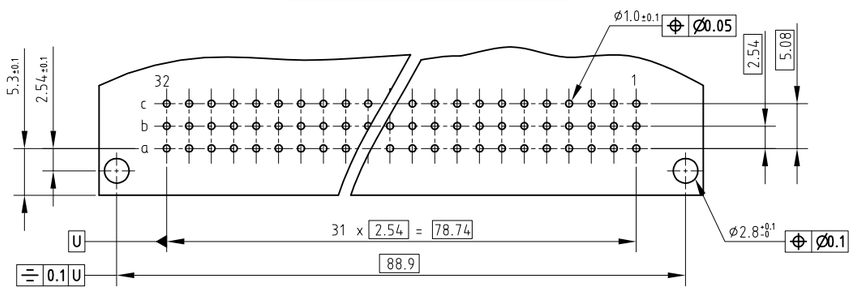

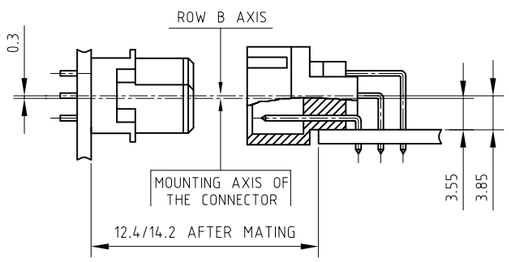

	1	2	3	4	5	6	7	8	9	10	11	12	13	14	15	16	17	18	19	20	21	22	23	24	25	26	27	28	29	30	31	32
A	X	X	X	X	X	X	X	X	X	X	X	X	X	X	X	X	X	X	X	X	X	X	X	X	X	X	X	X	X	X	X	*
B	X	X	X	X	X	X	X	X	X	X	X	X	X	X	X	X	X	X	X	X	X	X	X	X	X	X	X	X	X	X	X	*
C	X	X	X	X	X	X	X	X	X	X	X	X	X	X	X	X	X	X	X	X	X	X	X	X	X	X	X	X	X	X	X	*

X	Standard Contact	√	FMLB Contact	*	LMEB Contact		Empty Cavity

TECHNICAL SPECIFICATION

HOUSING MATERIAL : THERMOPLASTIC POLYESTER UL94V0; GREY

HOUSING CAN WITHSTAND EXPOSURE TO LEAD FREE WAVE SOLDERING TEMPERATURE OF 260-265°C WHEN USED WITH PROTECTIVE ADHESIVE OR PROTECTIVE METALLIC DEVICE FOR ANGLE CONNECTORS AS IT IS USED IN CLASSICAL LEAD WAVE SOLDERING AT 235-250°C.

CONTACT & HARPOON MATERIAL : COPPER ALLOY

CONTACT ACTIVE ZONE PLATING : Au OVER Ni (or) Au+Pd-Ni OVER Ni

CONTACT TERMINATION ZONE PLATING : Sn (PURE MATT) OVER Ni

HARPOON PLATING : Sn (PURE MATT) OVER Ni

ELECTRICAL DATA

CURRENT RATING AT 20°C : 1.5 A

CURRENT (I MAX) : 2 A

TEMPERATURE RANGE : -55°C TO +125°C

CONTACT RESISTANCE : ≤ 20 mΩ

INSULATION RESISTANCE : $\geq 10^6$ MΩ

TEST VOLTAGE (rms) : 1000 V

MECHANICAL DATA

INSERTION FORCE PER CONTACT : ≤ 0.94 N

EXTRACTION FORCE PER CONTACT : ≥ 0.15 N

REFERENCE SPECIFICATION : DIN 41612 (or) IEC 603-2

SERIES 8609 | 3 | 96 | 7 | 1 | 13 | 7 | 5 | 5 | SRLF

ROWS FITTED WITH CONTACTS
- ROW a b c — 3 — 96
- ROW a - c — 4 — 64

NO. OF CONTACTS

TYPE OF INSULATOR
- 3 ROW MALE INSULATOR — 7

METHOD OF MOUNTING
- STANDARD MOUNTING - STYLE C — 1

TERMINATION
- ANGLED SPILL — 13

OPTIONS
- NO OPTION — 7
- WITH HARPOONS — H

PERFORMANCE CLASS
- DIN 41612 CLASS 3 — 4
- DIN 41612 CLASS 2 — 5
- DIN 41612 CLASS 1 — 6
- AS PER MIL C 55302 / JSS 50808 — 8

PITCH PER ROW
- 2.54 mm — 5

SPECIAL CODE: SPECIAL LOADING LEAD FREE VERSION — SRLF

NOTES:

1. THE "LF" PRODUCTS MEET EUROPEAN UNION DIRECTIVES AND OTHER COUNTRY REGULATIONS AS DESCRIBED IN GS-22-008.
2. THE HOUSING WILL WITHSTAND EXPOSURE TO 260°C PEAK TEMPERATURE FOR 3.5 SECONDS IN A WAVE SOLDER APPLICATION WITH A 1.6 MM MINIMUM THICK CIRCUIT BOARD.
3. LEAD FREE OR RoHS DIRECTIVE LABELING TO BE PROVIDED AS PER GS-14-920 FOR LEAD FREE VERSION.

ltr	ecn no	dr	date
A	109-0211	K7	2009-10-06

mat'l. code: SEE TECH. SPEC.

surface: ISO 1302 √ | tolerance: ISO 406 ISO 1101 | projection | product family: 8609

tolerances unless otherwise specified: angles 0°±1° | linear .0±.1 | mm | scale 3:2

title: DIN STANDARD HEADER ANGLED SPILL DIN 41612 STYLE-C

dr	JOHN SLEEBA	2009-01-20
engr	JOHN SLEEBA	2009-01-20
chr	KESAVAN R	2009-10-06
appd	KESAVAN R	2009-10-06

dwg no C-8609-2166 | sheet 1 of 1 | size A3

type Product Customer Drawing

sheet index | revision A | sheet 1

form: A3

FCIconnect.com
Copyright FCI

PDM: Rev:A STATUS: Released Printed: May 14, 2011