

### »» Features

- Low current and low profile miniature PCB Relay.
- Fine Ag contacts with rating 1A to 3A.
- UL/CUL approval.
- Special Au plated contacts on request.
- Sealed flux free and sealed washable types are available.

### »» Type List

Terminal style	Contact form	Terminal layout	Designation		
			Flux tight	Sealed type	Sealed type washable
PCB terminal	1A (SPNO)	General	842-1A-C	842-1A-V	842-1A-S
		Different	842A-1A-C	842A-1A-V	842A-1A-S
	1C (SPDT)	General	842-1C-C	842-1C-V	842-1C-S
		Different	842A-1C-C	842A-1C-V	842A-1C-S

### »» Ordering Information

842    A    -    1C    -    C  
 1    2        3        4

- |                                       |                                      |
|---------------------------------------|--------------------------------------|
| 1. 842    -- Basic series designation | 1B    -- Single pole normally closed |
| 2. Blank -- Standard type             | 1C    -- Single pole double throw    |
| A    -- Different terminal layout     | 4. C    -- Flux tight                |
| 3. 1A    -- Single pole normally open | V    -- Sealed type                  |
|                                       | S    -- Sealed type washable         |

### »» Contact Rating

Resistive load	3A 120VAC , 3A 28VDC
----------------	----------------------

### »» Coil Rating (DC)

Rated voltage (V)	Rated current ±10% at 23 °C (mA)	Coil resistance ±10% at 23 °C (Ω)	Max. continuous voltage at 75 °C	Pick up voltage(Max) at 23 °C	Drop out voltage(Min) at 23 °C	Power consumption at rated voltage
3	66.7	45	160% of rated voltage	75% of rated voltage	10% of rated voltage	approx. 0.2W
5	44.7	120				
6	33.3	180				
9	22.5	400				
12	17.1	700				
24	8.6	2,800				

## »» Specification

Contact material	AgNi alloy	
Contact resistance <sup>(1)</sup>	100mΩ Max.	
Operate time <sup>(1)</sup>	10ms Max.	
Release time <sup>(1)</sup>	5ms Max.	
Insulation resistance <sup>(1)</sup>	100MΩ Min. (DC 500V)	
Dielectric strength <sup>(1)</sup>	Between open contact	: AC500V, 50/60Hz 1 min.
	Between contact and coil	842 : AC 500V, 50/60Hz 1 min. 842A : AC 1000V, 50/60Hz 1 min.
Vibration resistance	Operating extremes	10~50HZ, amplitude 1.5 mm
	Damage limits	10~50HZ, amplitude 1.5 mm
Shock resistance	Operating extremes	10G
	Damage limits	100G
Life expectancy	Mechanical	10,000,000 operations (frequency 18,000 operations/hr)
	Electrical	100,000 operations (frequency 1,800 operations/hr)
Operating ambient temperature	-25~+75 °C	
Weight	Approx. 4g	

Note : (1) initial value

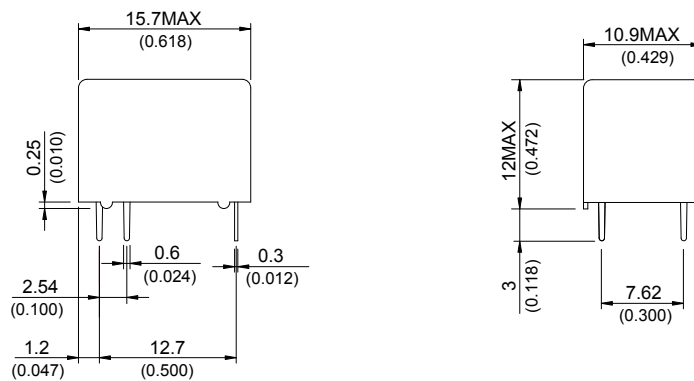
## »» Safety Approval

Certified	UL / CUL
File No.	E74321

## »» Safety Approval rating

UL / CUL
3A 125VAC/30VDC

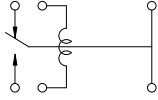
## »» Outline Dimensions



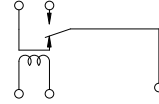
# 842

## »» Wiring Diagram BOTTOM VIEW

◆842

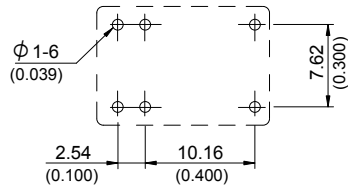


◆842A

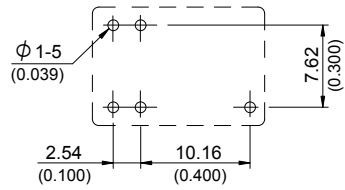


## »» PC Board Layout BOTTOM VIEW

◆842



◆842A



## »» Engineering Data

