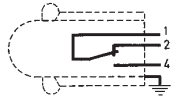


# Sealed Flat Pack Switches Series 83 123 IP 66



## General specifications

### Layout

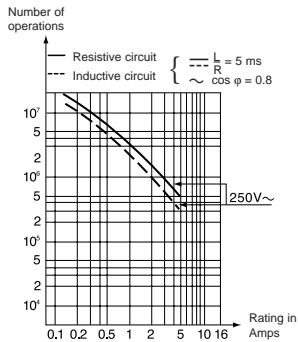


### Components

#### Material

- Casing : nitrile
- Contacts : silver
- Contact holder : polyamide
- Mounting plate : passivated mild steel (zinc)

### Operating curve



### Degree of protection IP 66

### Mounting - Operation

In order to comply with basic safety requirements, an insulator must be used if the device is being operated manually. One of the fixing holes must be used as a protective earth.

## Types

Features	83 123 0 Standard	83 123 0 Raised Button
<b>Electrical characteristics</b>		
Current rating at 250 V	Nominal Thermal	A
	5	5
	12	12
<b>Mechanical characteristics</b>		
Operating force - max.	N (oz)	5.3 (18.7)
Release force - min.	N (oz)	1.5 (5.3)
Total travel force - max.	N (oz)	8 (28.2)
Permitted overtravel force - max.	N (oz)	30 (106)
Tripping point	mm (in)	11.4 <sup>+0.4</sup> (.45 <sup>+0.016</sup> )
Differential travel	mm (in)	0.2 (.008)
Overtravel - min.	mm (in)	0.2 (.008)
Maximum operating temperature	°C (F°)	0+85 (32+185)
Mechanical durability	Operations	2 x 10 <sup>6</sup>
Contact gap	mm (in)	0.2 (.008)
Weight	g (oz)	45 (1.6)

## Contact Type

C (Form C SPDT)

C

C

## Connections

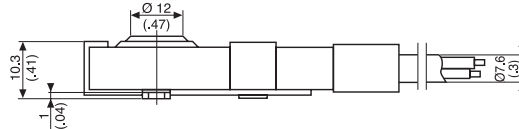
Output by A05 VVF cable, 3 x 0.75 mm<sup>2</sup> cores in sheath of 7.6 mm ext. Ø.

### Standard length 0.50 m

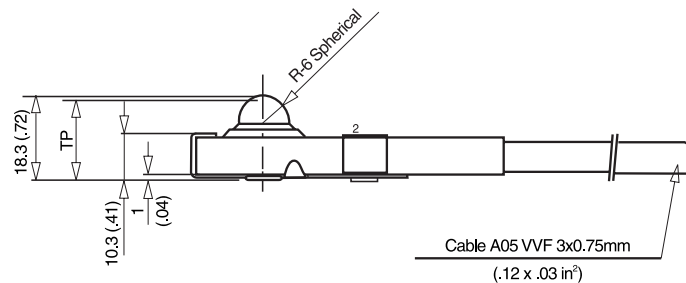
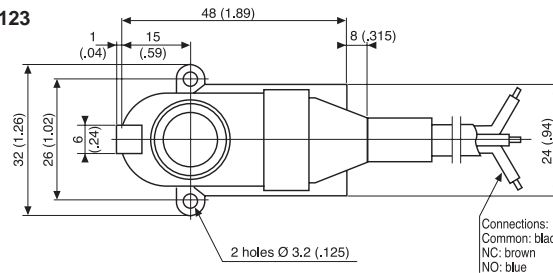
Common (1) : black  
Normally closed (2) : brown  
Normally open (4) : blue

## Dimensions

### Standard 83 123



### Raised button 83 123



mm (in)

Other information	To order, specify :	
For other cable lengths and temperatures, please consult us.	<b>Standard</b>	<b>Raised Button</b>
	0.5m = 83 123 018	83 123 018.RB
	1.0m = 83 123 015	83 123 015.RB
	2.0m = 83 123 005	83 123 005.RB

Products and specifications subject to change without notice.

Order/Technical Support – Tel: (800) 677-5311 / FAX: (800) 677-3865 / www.crouzet-usa.com