

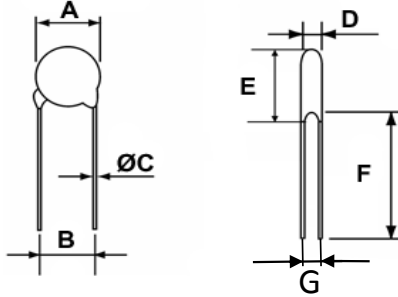
Specification for Release

Customer : _____
 Ordercode: **820542711**
 Description : **Disk Varistor Standard WE-VD**



DATE : 2012-07-16

A Dimensions:



	Diameter 14mm	
A	16.5 max.	mm
B	7.5 ± 1.0	mm
C	0.8 ± 0.05	mm
D	4.5 typ.	mm
D	6.7 max.	mm
E	18.0 max.	mm
F	25.0 min.	mm
G	2.5 ± 0,8	mm

B Electrical properties:

Properties	Test Conditions		Value	Unit	Tol.
max. AC Operating Voltage		V_{RMS}	275	V	max
max. DC Operating Voltage		V_{DC}	350	V	max
Withstanding Surge Current	8/20µs	I_{Peak}	4500	A	max
max. Energy	10/1000µs	W_{max}	132.0	J	max
Rated Power	Continuous	P_{Diss}	0.6	W	max
Varistor Voltage	1mA	V_{BV}	430	V	±10%
max. Clamping Voltage	50A @ 8/20µs	V_{Clamp}	710	V	max
Capacitance	1 kHz	C_{Ch}	450	pF	typ
Voltage Protection Rating	V / A	VPR_{UL1449}	1200	V	max

C Body marking:

WESURGE from Würth Elektronik
 Part Branding (digit 4-9 of ordercode)
 Approvals (see F)
 Date Code & Internal Symbol



D Test equipment:

Keithley 2410 for Varistor Voltage
EMC Partner MIG0603CLV2 for Clamping Voltage
EMC Partner MIG0624LP1 for max. Surge Current and Energy
Agilent E4980A LCR Meter for Capacitance

E Test conditions:

Humidity: 33%
 Temperature: +25°C

F Material & approvals:

Body Insulation: 2500Vrms Withstanding Voltage
 Coating: Epoxy, UL 94V-0, halogen free
 Approvals: UL1449 3rd (E332875) for use in Type 3 SPD
 UL1414 (E345659) 250Vac & CSA (224856)
 VDE (40016998) & IEC 60950-1 Annex Q

G General specifications:

Storage Temperature: -20°C ... + 60°C
 Max. Operating Temperature: -40°C ... +125°C
 Max. Ambient Temperature: -40°C ... +115°C
 Max. Response Time: 25ns

General Release:		Customer			
.....		
Date	Signature			RoD	fitting of the dimensions 2012-07-16
.....			JB	Version 5 2010-03-29
		Würth Elektronik		JPP	New P/N 2006-06-01
.....			JPP	Customer Layout 2006-05-11
Checked	Approved			JPP	Factory Codes 2005-11-16
				JPP	Lead Free Marking 2004-10-19
				Name	Modification Date

Würth Elektronik eiSos GmbH & Co. KG

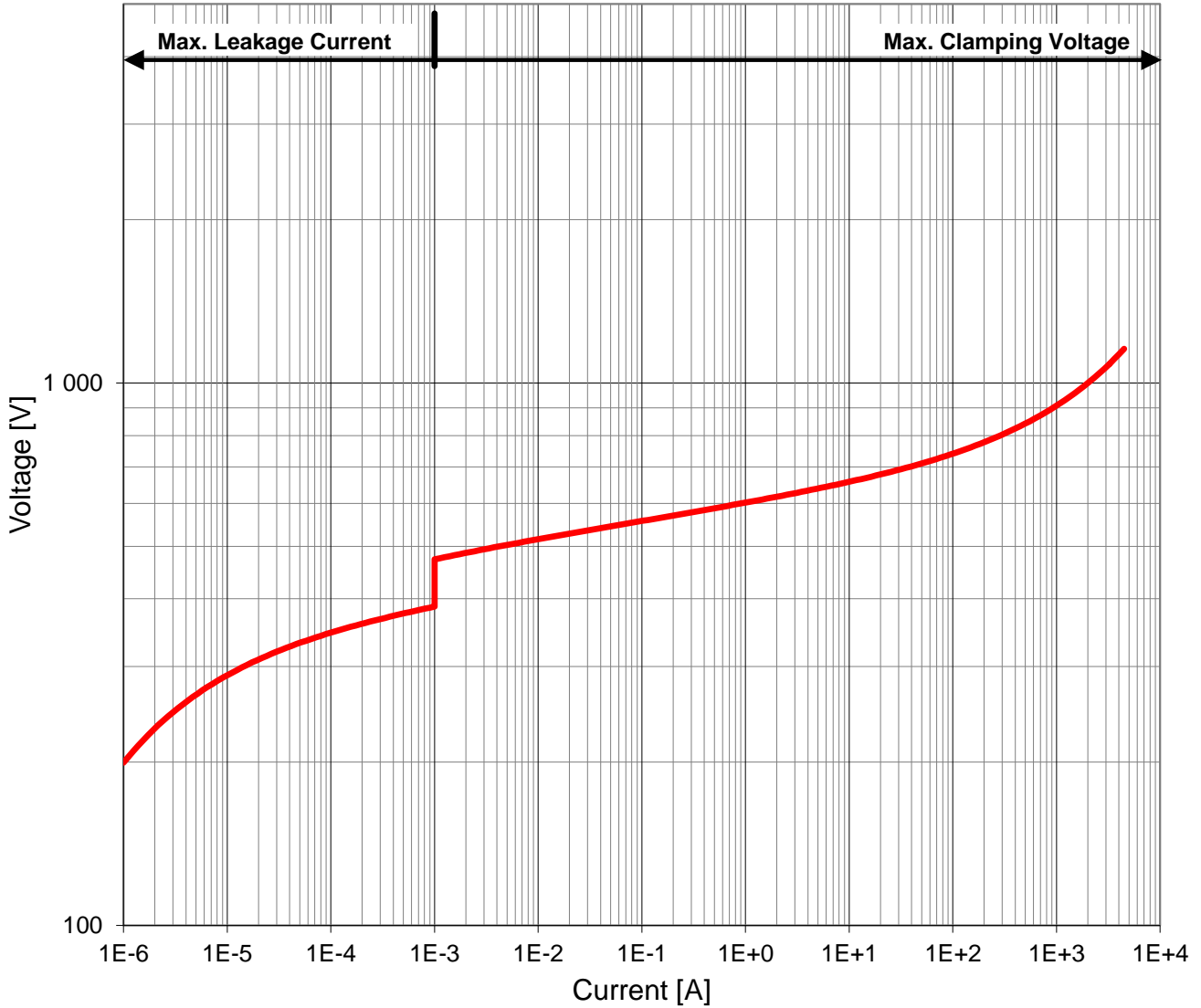
Specification for Release

Customer : _____
 Ordercode: **820542711**
 Description : **Disk Varistor Standard WE-VD**



DATE : 2012-07-16

H Typical IV Characteristic:



General Release:	Customer			
.....			
Date	Signature			
	Würth Elektronik			
.....			
Checked	Approved			
		Name	Modification	Date

This electronic component has been designed and developed for usage in general electronic equipment. Before incorporating this component into any equipment where higher safety and reliability is especially required or if there is the possibility of direct damage or injury to human body, for example in the range of aerospace, aviation, nuclear control, submarine, transportation, (automotive control, train control, ship control), transportation signal, disaster prevention, medical, public information network etc, Würth Elektronik eiSos GmbH must be informed before the design-in stage. In addition, sufficient reliability evaluation checks for safety must be performed on every electronic component which is used in electrical circuits that require high safety and reliability functions or performance

Würth Elektronik eiSos GmbH & Co. KG

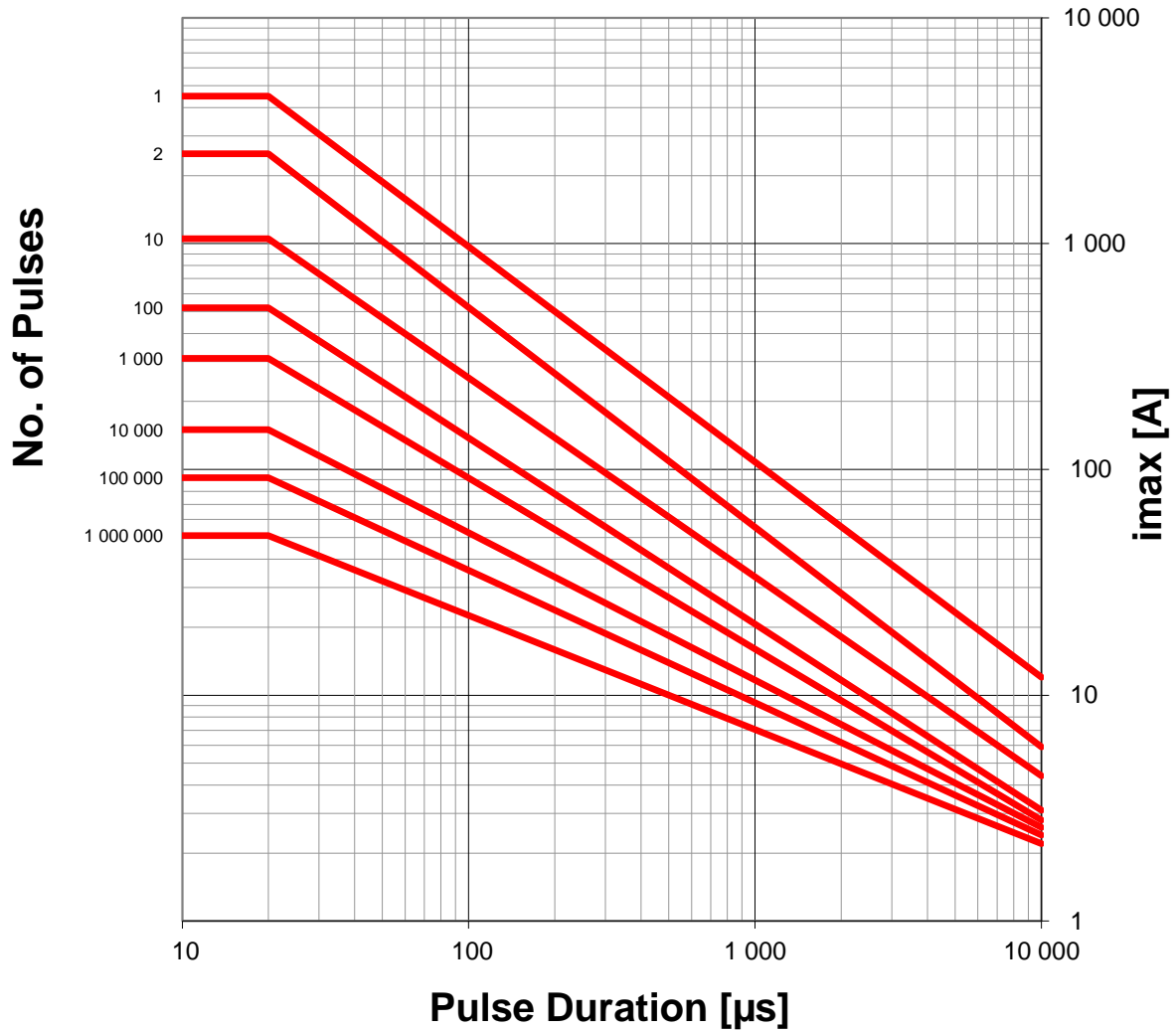
D-74638 Waldenburg · Max-Eyth-Strasse 1 · Germany · Phone (+49) (0) 7942 - 945 - 0 · Fax (+49) (0) 7942 - 945 - 400
<http://www.we-online.com>

Specification for Release

Customer : _____
 Ordercode: **820542711**
 Description : **Disk Varistor Standard WE-VD**



I Typical Pulse Lifetime Derating:



Note:

Varistors do not have an endless lifetime. Also a well dimensioned varistor may fail due to enormous overload. This will result in heating, smoke emission and / or dispoision of varistor itself. Therefore we recommend to place varistors separate within a box on PCB. Furthermore a fuse should be in the varistor's current path to avoid secondary current in case the varistor fails. This fuse can protect against secondary currents and therewith caused damages.

General Release:	Customer			
.....	RoD	fitting of the dimensions	2012-07-16
Date	Signature	JB	Version 5	2010-03-29
.....	JPP	New P/N	2006-06-01
	Würth Elektronik	JPP	Customer Layout	2006-05-11
.....	JPP	Factory Codes	2005-11-16
Checked	Approved	JPP	Lead Free Marking	2004-10-19
		Name	Modification	Date

This electronic component has been designed and developed for usage in general electronic equipment. Before incorporating this component into any equipment where higher safety and reliability is especially required or if there is the possibility of direct damage or injury to human body, for example in the range of aerospace, aviation, nuclear control, submarine, transportation, (automotive control, train control, ship control), transportation signal, disaster prevention, medical, public information network etc, Würth Elektronik eiSos GmbH must be informed before the design-in stage. In addition, sufficient reliability evaluation checks for safety must be performed on every electronic component which is used in electrical circuits that require high safety and reliability functions or performance.

Würth Elektronik eiSos GmbH & Co. KG

D-74638 Waldenburg · Max-Eyth-Strasse 1 · Germany · Phone (+49) (0) 7942 - 945 - 0 · Fax (+49) (0) 7942 - 945 - 400
<http://www.we-online.com>