Accessories

Also available in **ATEX** version for use in potentially explosive atmospheres in accordance with 94/9/EC Directive



Part numbers

Visual indicators with anti-surge	24 V - 50-60 Hz ⎓	81 513 052	—		—	—	—	—
	48 V - 50-60 Hz ⎓	81 513 055	—		—	—	—	—
	110 V - 50-60 Hz ⎓	81 513 058	—		—	—	—	—
	230 V - 50-60 Hz (-10% +6 %)	81 513 059	—		—	—	—	—
LED seal	12 to 24 V - DC - AC	—	81 513 064		—	—	—	—
Packaging		(by 5)	(by 10)					
Exhaust silencer	Plug-in Ø 6	—	—		81 537 001	—	—	—
	Plug-in Ø 8	—	—		81 537 201	—	—	—
Connector for solenoid valve		—	—		—	81 516 082	—	—
Pneumatic pilots	Without manual override	—	—		—	—	81 516 081	—
	With manual override by impulse	—	—		—	—	81 516 091	—
Push-in connection for semi-rigid tubing Ø 4 mm (NFE 49100)		—	—		—	—	●	—
Blanking plate		—	—		—	—	—	81 516 085

Symbol

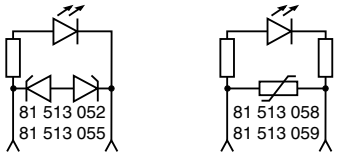

Characteristics

Consumption	W	—	0.24		—	—	—	—
Temperature	°C	—	- 10 → +50		—	—	—	—
Connection	mm	—	—		—	—	Instantané Ø 4 ext.	—
Mounted between the pilot solenoid valve and the body of the module		●	●		—	—	—	—
Supplied in multiples of 5		●	—		—			—
Supplied in multiples of 10		—	●		—	●	●	●
Packet of 10 pieces		—	—		—	—	—	●
Weight	g	6	2		30	10	5	3

Connection

1 Pilot
2 signal
⏚ Earth (4)

Dimensions

81 537 001 - 81 537 201

Mounted by plugging into push-in connector for semi-rigid tubing (NFE 49100)

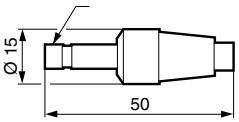

81 513 052 - 81 513 055
81 513 058 - 81 513 059

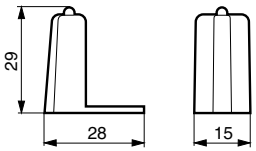

81 516 082

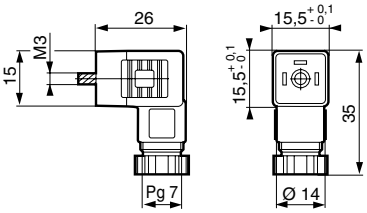

ATEX version products are available in the following catologues: **Pneumatic products for explosive atmospheres** or on our website **www.crouzet.com**