

## Series 804 Push-Pull Mighty Mouse Panel Mount Plug Ordering Information

804-009, 804-020



**Series 804 Panel Mount Plug  
(Style 07 shown)**

**Panel Mount Plugs** save space inside the box compared to Series 804 receptacles. Factory-installed non-removable contacts. Solder cup or printed circuit board terminals. Available in front or rear panel mount versions.

### **Ingress Protection, Unmated**

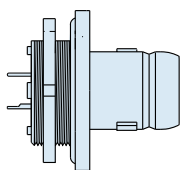
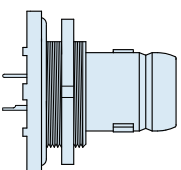
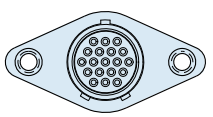
Specify **804-009** connectors for applications where open face water immersion is not a requirement. For IP67 ingress protection and MIL-STD-810 Method 512 immersion requirements, specify **804-021** watertight connectors certified to meet one atmosphere pressure differential in open face condition from -40° to +70°C.

### **"Push-Pull" Quick-Disconnect**

Canted spring securely retains the mating plug.

## HOW TO ORDER SERIES 804 PANEL MOUNT PLUGS

### Sample Part Number

804-009	-07	NF	10-26	E	
Series	Shell Style	Shell Material / Finish	Shell Size- Insert Arrangement	Contact Type	Shell Key Position
<b>804-009</b> Panel Mount Plug, Solder Cup or PCB Termination, With Standard Epoxy Potting	 <b>- 00</b> Jam Nut, Front Panel	<b>C</b> Aluminum / Black Anodize (Non-Conductive) RoHS Compliant  <b>M</b> Aluminum / Electroless Nickel RoHS Compliant	SEE <b>CONTACT            ARRANGEMENTS</b> PAGE G-2	<b>P</b> Pin, PC Tail  <b>S</b> Socket, PC Tail	<b>Omit</b> for Single Master Key  <b>A</b> Pos. A (Normal)
<b>804-021</b> Panel Mount Plug, Solder Cup or PCB Termination, With Resilient Silicone Potting For Watertight Seal from -40° to +70°C (15 PSI Pressure Differential)	 <b>- 07</b> Jam Nut, Rear Panel   <b>- 02</b> Flange Mount, Rear Panel	<b>NF</b> Aluminum / Cadmium with Olive Drab Chromate  <b>ZN</b> Aluminum / Zinc-Nickel with Olive Drab Chromate  <b>ZNU</b> Aluminum / Zinc-Nickel with Black Chromate  <b>MT</b> Aluminum / Nickel-PTFE RoHS Compliant  <b>Z1</b> Stainless Steel / Passivated RoHS Compliant		<b>E</b> Pin, Solder Cup  <b>F</b> Socket, Solder Cup	<b>B</b> Pos. B  <b>C</b> Pos. C  <b>D</b> Pos. D

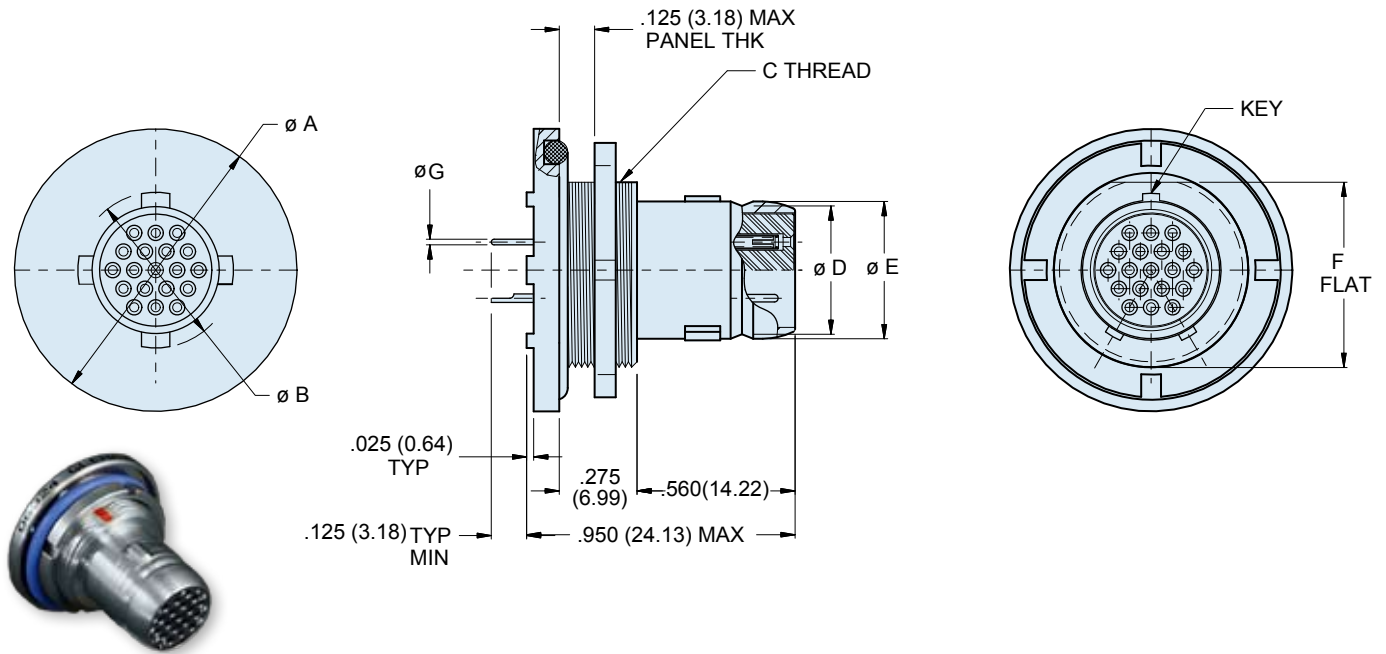
Dimensions in inches (millimeters) and are subject to change without notice.

# Series 804 Push-Pull Mighty Mouse Jam Nut Panel Mount Plug Dimensions

804-009-07, 804-021-07



Series 804



DIMENSIONS												
Shell Size	Ø A		Ø B		C Threads	Ø D		Ø E		F Flat		Ø G Tail Dia.
	In.	mm.	In.	mm.		In.	mm.	In.	mm.	In.	mm.	
5	.790	20.07	.244	6.20	.4375-32 UN-2A	.219	5.56	.250	6.35	.415	10.54	#23 .018/.022 (0.46/0.56)
6	.830	21.08	.330	8.38	.5000-32 UN-2A	.282	7.16	.313	7.95	.467	11.86	
7	.910	23.11	.432	10.97	.6250-28 UN-2A	.351	8.92	.383	9.73	.594	15.09	#20 .024/.028 (0.61/0.71)
8	.955	24.26	.493	12.52	.6250-28 UN-2A	.398	10.11	.429	10.90	.594	15.09	
9	1.000	25.40	.551	14.00	.6875-28 UN-2A	.454	11.53	.486	12.34	.655	16.64	#16 .060/.064 (1.52/1.63)
10	1.085	27.56	.620	15.75	.7500-28 UN-2A	.529	13.44	.563	14.30	.721	18.31	
12	1.180	29.97	.703	17.86	.8750-28 UN-2A	.646	16.41	.676	17.17	.843	21.41	#12 .092/.096 (2.34/2.44)
14	1.325	33.66	.863	21.92	1.0000-28 UN-2A	.768	19.51	.800	20.32	.968	24.59	

JAM NUT PANEL CUTOUT				
Shell Size	A Flat		Ø B	
	In.	mm.	In.	mm.
	± .002	± 0.05	± .005	± 0.13
5	.423	10.74	.448	11.38
6	.475	12.07	.510	12.95
7	.588	14.94	.635	16.13
8	.602	15.29	.635	16.13
9	.663	16.84	.698	17.73
10	.729	18.82	.760	19.30
12	.851	21.62	.885	22.48
14	.976	24.79	1.010	25.65

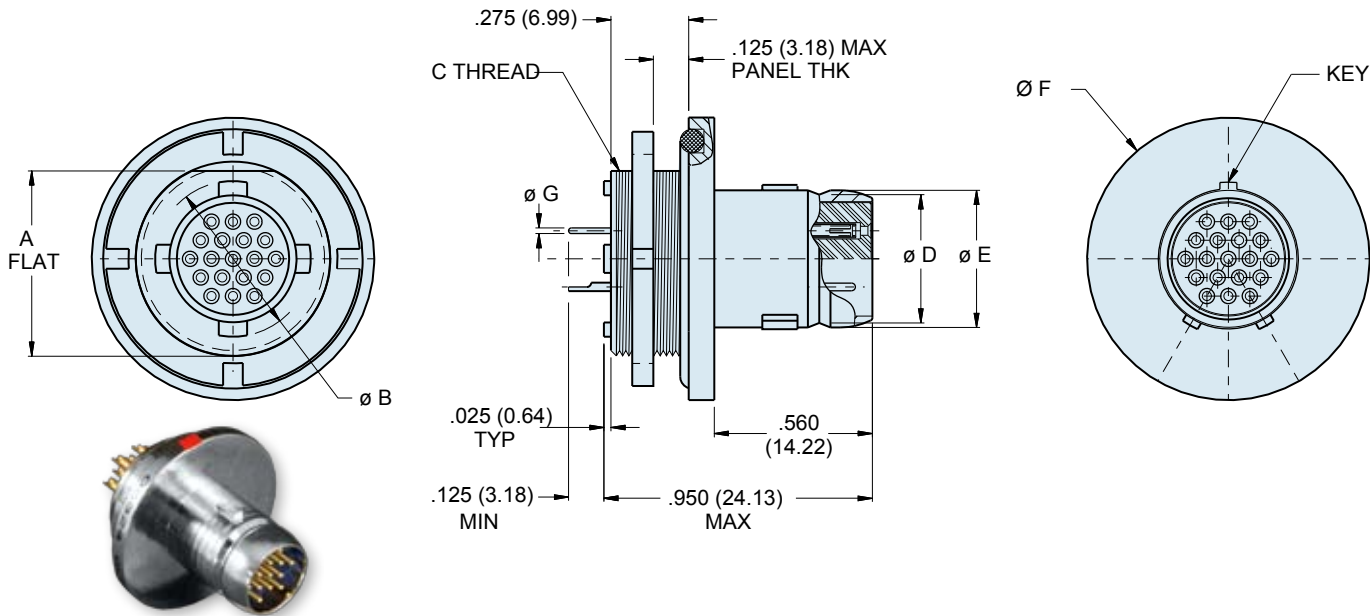
SERIES 804 PLUG KEY POSITIONS			
	A°	B°	
A	150°	210°	
B	75°	210°	
C	95°	230°	
D	140°	275°	

Dimensions in inches (millimeters) and are subject to change without notice.



# Series 804 Push-Pull Mighty Mouse Jam Nut Front Panel Mount Plug Dimensions

804-009-00, 804-021-00



DIMENSIONS												
Shell Size	A Flat		Ø B		C Threads	Ø D		Ø E		Ø F		Ø G Tail Dia.
	In.	mm.	In.	mm.		In.	mm.	In.	mm.	In.	mm.	
5	.415	10.54	.244	6.20	.4375-32 UN-2A	.219	5.56	.250	6.35	.790	20.07	#23 .018/.022 (0.46/0.56)
6	.467	11.86	.330	8.38	.5000-32 UN-2A	.282	7.16	.313	7.95	.830	21.08	
7	.594	15.09	.432	10.97	.6250-28 UN-2A	.351	8.92	.383	9.73	.910	23.11	#20 .024/.028 (0.61/0.71)
8	.594	15.09	.493	12.52	.6250-28 UN-2A	.398	10.11	.429	10.90	.955	24.26	
9	.655	16.64	.551	14.00	.6875-28 UN-2A	.454	11.53	.486	12.34	1.000	25.40	#16 .060/.064 (1.52/1.63)
10	.721	18.31	.620	15.75	.7500-28 UN-2A	.529	13.44	.563	14.30	1.085	27.56	
12	.843	21.41	.703	17.86	.8750-28 UN-2A	.646	16.41	.676	17.17	1.180	29.97	#12 .092/.096 (2.34/2.44)
14	.968	24.59	.863	21.92	1.0000-28 UN-2A	.768	19.51	.800	20.32	1.325	33.66	

G

JAM NUT PANEL CUTOUT					
Shell Size	A Flat		Ø B		Shell Size
	In.	mm.	In.	mm.	
5	.423	10.74	.448	11.38	5
6	.475	12.07	.510	12.95	6
7	.588	14.94	.635	16.13	7
8	.602	15.29	.635	16.13	8
9	.663	16.84	.698	17.73	9
10	.729	18.82	.760	19.30	10
12	.851	21.62	.885	22.48	12
14	.976	24.79	1.010	25.65	14

SERIES 804 PLUG KEY POSITIONS			
	A°	B°	
A	150°	210°	
B	75°	210°	
C	95°	230°	
D	140°	275°	
E	75°	275°	
F	95°	210°	

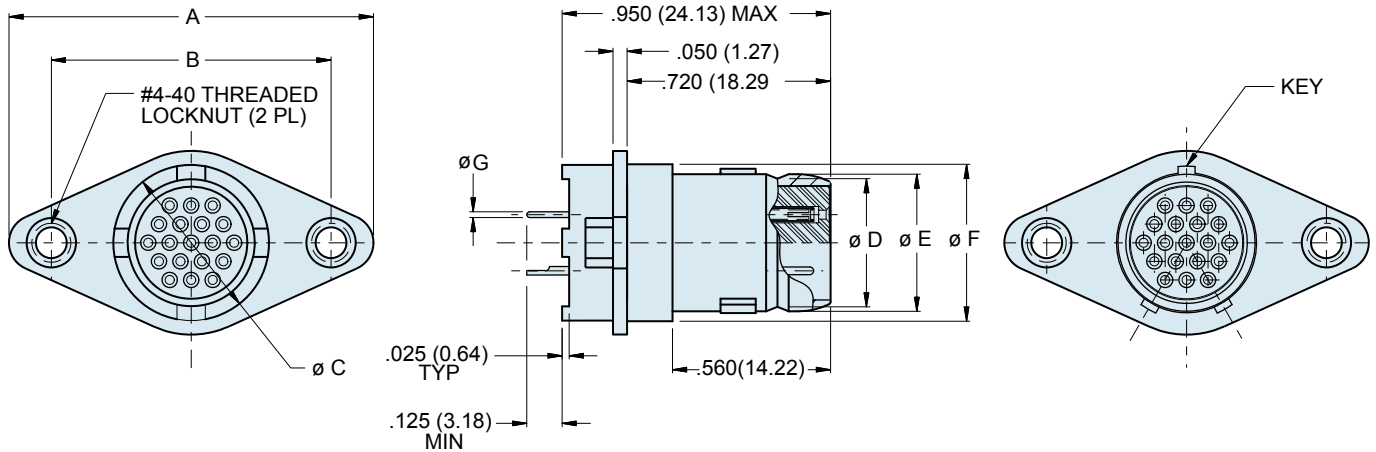
Dimensions in inches (millimeters) and are subject to change without notice.

# Series 804 Push-Pull Mighty Mouse Flanged Panel Mount Plug Dimensions

804-009-02, 804-021-02



Series 804



## DIMENSIONS

Shell Size	A		B		ø C		ø D		ø E		ø F		ø G Tail Dia.
			In.	mm.									
	In.	mm.	±.005	±0.13	In.	mm.	In.	mm.	In.	mm.	In.	mm.	
5	1.055	26.80	.755	19.18	.244	6.20	.219	5.56	.250	6.35	.320	8.13	#23 .018/.022 (0.46/0.56)
6	1.120	28.45	.820	20.83	.330	8.38	.282	7.16	.313	7.95	.385	9.78	
7	1.185	30.10	.885	22.48	.432	10.97	.351	8.92	.383	9.73	.450	11.43	#20 .024/.028 (0.61/0.71)
8	1.230	31.24	.930	23.62	.493	12.52	.398	10.11	.429	10.90	.495	12.57	
9	1.290	32.77	.990	25.15	.551	14.00	.454	11.53	.486	12.34	.555	14.10	#16 .060/.064 (1.52/1.63)
10	1.360	34.54	1.060	26.92	.620	15.75	.529	13.44	.563	14.30	.625	15.88	
12	1.485	37.72	1.185	30.10	.703	17.86	.646	16.41	.676	17.17	.750	19.05	#12 .092/.096 (2.34/2.44)
14	1.600	40.64	1.300	33.02	.863	21.92	.768	19.51	.800	20.32	.865	21.97	

## SERIES 804 PLUG KEY POSITIONS



	A°	B°
A	150°	210°
B	75°	210°
C	95°	230°
D	140°	275°

Dimensions in inches (millimeters) and are subject to change without notice.