

Series 803 Mighty Mouse ¼ Turn Bayonet Coupling Plug Connector Ordering Information

803-001 and 803-002



Series 803 Plugs

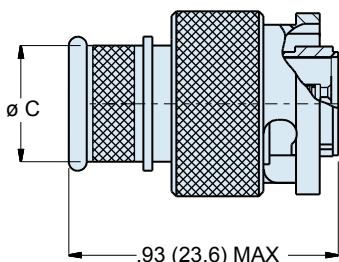
Series 803 connectors have compact size and rugged design and are suitable for light-to-medium duty applications where water immersion is not a consideration. Splashproof design withstands exposure to rain and condensation. Bayonet coupling mechanism uses a rotating coupling nut on the plug and three integral bayonet pins on the receptacle. Push to mate, then rotate the coupling nut 90° to lock. Connector shells are machined aluminum or stainless steel. Supplied with crimp contacts, packaged separately. Terminate contacts with standard M22520 tools. Metal clips inside the connector body lock contact into place. Contacts are removable. Fluorosilicone seals and rear grommet protect connector from water ingress. Terminate cable shield directly to connector body with BAND-IT® strap, or choose rear accessory thread to attach optional cable clamp or backshell. Available in shell sizes 5 through 14 in 35 contact arrangements.

HOW TO ORDER					
Sample Part Number					
803-001	-06	NF	9-19	P	N
Series	Shell Style	Shell Material / Finish	Shell Size- Insert Arrangement	Contact Type	Shell Key Position
<p>803-001 Crimp Contact, Banding Platform for Direct Attachment of Cable Shield and Overmold</p>	-06 Plug	<p>C Aluminum / Black Anodize (Non-Conductive) RoHS Compliant</p>	SEE CONTACT ARRANGEMENTS PAGE F-2	<p>Connector supplied with contacts</p>	<p>N Normal</p> <p>Alternate Key Positions:</p> <p>X Y Z</p>
		<p>M Aluminum / Electroless Nickel RoHS Compliant</p>		<p>P Pin</p>	
<p>803-002 Crimp Contact, Rear Accessory Thread</p>		<p>NF Aluminum / Cadmium with Olive Drab Chromate</p>		<p>S Socket</p>	
		<p>ZN Aluminum / Zinc-Nickel with Olive Drab Chromate</p>		<p>Connector supplied without contacts</p>	
		<p>ZNU Aluminum / Zinc-Nickel with Black Chromate</p>		<p>A Pin Connector, less contacts</p>	
		<p>MT Aluminum / Nickel-PTFE RoHS Compliant</p>		<p>B Socket Connector, less contacts</p>	
		<p>Z1 Stainless Steel / Passivated RoHS Compliant</p>		<p>Connectors with contacts are supplied with signal and/or power crimp contacts. These contacts are not installed.</p> <p>Coaxial contacts and non-standard signal contacts are ordered separately.</p>	

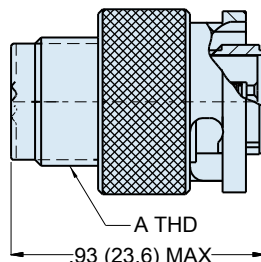
Dimensions in inches (millimeters) and are subject to change without notice.

Series 803 Mighty Mouse ¼ Turn Bayonet Coupling Plug Connector Dimensions

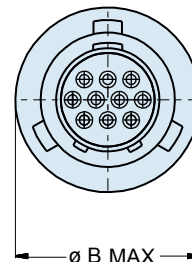
803-001-06 and 803-002-06



Integral Band Platform
803-001



Accessory Thread
803-002



DIMENSIONS

Shell Size	A Thread UNEF-2A	Ø B Max		Ø C	
		In.	mm.	In.	mm.
5	.2500-32	.500	12.70	.245	6.22
6	.3125-32	.565	14.35	.290	7.37
7	.4375-28	.650	16.51	.390	9.91
8	.5000-28	.750	19.05	.440	11.18
9	.5625-24	.790	20.07	.500	12.70
10	.6250-24	.875	22.23	.562	14.27
12	.6875-24	.944	23.98	.650	16.51
14	.9375-20	1.095	27.81	.805	20.45

SERIES 803 PLUG KEY POSITIONS

Pos.	A°	B°
N	150°	210°
X	75°	210°
Y	95°	230°
Z	140°	275°

Dimensions in inches (millimeters) and are subject to change without notice.