

Data sheet | Item number: 790-220

Shield clamping saddle; 30 mm wide; 6–20 mm diameter

www.wago.com/790-220



Item description

Safety information 1:

Note: Cannot be used for connecting ground conductors and strain relief!

Data

Technical data

Main product function

Shield clamping saddle

Safety information 1

Note: Cannot be used for connecting ground conductors and strain relief!

Subject to changes. Please also observe the further product documentation!

WAGO Corporation
Germantown, WI 53022
Phone: 1-800-DIN-RAIL (346-7245) | Fax: (262) 255-6222
Email: info.us@wago.com | Web: www.wago.us

Do you have any questions about our products?
We are always happy to take your call at (262) 255-6222 or 1 800-DIN-RAIL.

Physical data

Width	30 mm / 1.181 inch
-------	--------------------

Material data




Weight	18 g
Material	Steel V2A

Commercial data






Packaging type	BOX
Country of origin	DE
GTIN	4055143408684
Customs tariff number	8536904000

Compatible products

shield connection









	Item no.: 790-113 Carrier with grounding foot; 90° to carrier rail; 45 mm long; Cu 10 mm x 3 mm	www.wago.com/790-113
	Item no.: 790-114 Carrier with grounding foot; parallel to carrier rail; 45 mm long; Cu 10 mm x 3 mm	www.wago.com/790-114
	Item no.: 790-115 Carrier with 2 grounding feet; parallel to carrier rail; 125 mm long; Cu 10 mm x 3 mm	www.wago.com/790-115

Marking accessories

	Item no.: 2009-110 Marking strips; for Smart Printer; on reel; not stretchable; plain; snap-on type; white	www.wago.com/2009-110
	Item no.: 2009-115 WMB-Inline; for Smart Printer; 1500 pieces on roll; stretchable 5 - 5.2 mm; plain; snap-on type; white	www.wago.com/2009-115
	Item no.: 2009-115/000-002 WMB-Inline; for Smart Printer; 1500 pieces on roll; stretchable 5 - 5.2 mm; plain; snap-on type; yellow	www.wago.com/2009-115/000-002
	Item no.: 2009-115/000-006 WMB-Inline; for Smart Printer; 1500 pieces on roll; stretchable 5 - 5.2 mm; plain; snap-on type; blue	www.wago.com/2009-115/000-006
	Item no.: 2009-115/000-007 WMB-Inline; for Smart Printer; 1500 pieces on roll; stretchable 5 - 5.2 mm; plain; snap-on type; gray	www.wago.com/2009-115/000-007

Subject to changes. Please also observe the further product documentation!




*	Item no.: 2009-115/000-012 WMB-Inline; for Smart Printer; 1500 pieces on roll; stretchable 5 - 5.2 mm; plain; snap-on type; orange	www.wago.com/2009-115/000-012
*	Item no.: 2009-115/000-017 WMB-Inline; for Smart Printer; 1500 pieces on roll; stretchable 5 - 5.2 mm; plain; snap-on type; light green	www.wago.com/2009-115/000-017
*	Item no.: 2009-115/000-023 WMB-Inline; for Smart Printer; 1500 pieces on roll; stretchable 5 - 5.2 mm; plain; snap-on type; green	www.wago.com/2009-115/000-023
*	Item no.: 2009-115/000-024 WMB-Inline; for Smart Printer; 1500 pieces on roll; stretchable 5 - 5.2 mm; plain; snap-on type; violet	www.wago.com/2009-115/000-024
☐	Item no.: 793-501 WMB marking card; as card; not stretchable; plain; snap-on type; white	www.wago.com/793-501
	Item no.: 793-501/000-002 WMB marking card; as card; not stretchable; plain; snap-on type; yellow	www.wago.com/793-501/000-002
	Item no.: 793-501/000-005 WMB marking card; as card; not stretchable; plain; snap-on type; red	www.wago.com/793-501/000-005
	Item no.: 793-501/000-006 WMB marking card; as card; not stretchable; plain; snap-on type; blue	www.wago.com/793-501/000-006
	Item no.: 793-501/000-007 WMB marking card; as card; not stretchable; plain; snap-on type; gray	www.wago.com/793-501/000-007
	Item no.: 793-501/000-012 WMB marking card; as card; not stretchable; plain; snap-on type; orange	www.wago.com/793-501/000-012
	Item no.: 793-501/000-017 WMB marking card; as card; not stretchable; plain; snap-on type; light green	www.wago.com/793-501/000-017
	Item no.: 793-501/000-023 WMB marking card; as card; not stretchable; plain; snap-on type; green	www.wago.com/793-501/000-023
	Item no.: 793-501/000-024 WMB marking card; as card; not stretchable; plain; snap-on type; violet	www.wago.com/793-501/000-024
☐	Item no.: 793-5501 WMB marking card; as card; for terminal block width 5 - 17.5 mm; stretchable 5 - 5.2 mm; plain; snap-on	www.wago.com/793-5501

Subject to changes. Please also observe the further product documentation!

type; white

	Item no.: 793-5501/000-002 WMB marking card; as card; for terminal block width 5 - 17.5 mm; stretchable 5 - 5.2 mm; plain; snap-on type; yellow	www.wago.com/793-5501/000-002
	Item no.: 793-5501/000-005 WMB marking card; as card; for terminal block width 5 - 17.5 mm; stretchable 5 - 5.2 mm; plain; snap-on type; red	www.wago.com/793-5501/000-005
	Item no.: 793-5501/000-006 WMB marking card; as card; for terminal block width 5 - 17.5 mm; stretchable 5 - 5.2 mm; plain; snap-on type; blue	www.wago.com/793-5501/000-006
	Item no.: 793-5501/000-007 WMB marking card; as card; for terminal block width 5 - 17.5 mm; stretchable 5 - 5.2 mm; plain; snap-on type; gray	www.wago.com/793-5501/000-007
	Item no.: 793-5501/000-012 WMB marking card; as card; for terminal block width 5 - 17.5 mm; stretchable 5 - 5.2 mm; plain; snap-on type; orange	www.wago.com/793-5501/000-012
	Item no.: 793-5501/000-014 WMB marking card; as card; for terminal block width 5 - 17.5 mm; stretchable 5 - 5.2 mm; plain; snap-on type; brown	www.wago.com/793-5501/000-014
	Item no.: 793-5501/000-017 WMB marking card; as card; for terminal block width 5 - 17.5 mm; stretchable 5 - 5.2 mm; plain; snap-on type; green	www.wago.com/793-5501/000-017
	Item no.: 793-5501/000-023 WMB marking card; as card; for terminal block width 5 - 17.5 mm; stretchable 5 - 5.2 mm; plain; snap-on type; light green	www.wago.com/793-5501/000-023
	Item no.: 793-5501/000-024 WMB marking card; as card; for terminal block width 5 - 17.5 mm; stretchable 5 - 5.2 mm; plain; snap-on type; violet	www.wago.com/793-5501/000-024

Carrier rail

	Item no.: 790-145 Carrier rail; special perforations; 1000 mm long; tin-plated	www.wago.com/790-145
---	--	--

N-busbar

	Item no.: 210-133 Busbar; tin-plated; 1000 mm long; Cu 10 mm x 3 mm	www.wago.com/210-133
	Item no.: 790-133 Busbar; tin-plated; 30 mm long; Cu 10 mm x 3 mm	www.wago.com/790-133
	Item no.: 790-134 Busbar; tin-plated; 50 mm long; Cu 10 mm x 3 mm	www.wago.com/790-134
	Item no.: 790-190 U-shaped busbar; 63 mm wide; 60 mm high; Cu 10 mm x 3 mm	www.wago.com/790-190

Subject to changes. Please also observe the further product documentation!



	Item no.: 790-191 U-shaped busbar; 100 mm wide; 60 mm high; Cu 10 mm x 3 mm	www.wago.com/790-191
	Item no.: 790-192 U-shaped busbar; 63 mm wide; 35 mm high; Cu 10 mm x 3 mm	www.wago.com/790-192
	Item no.: 790-193 U-shaped busbar; 100 mm wide; 35 mm high; Cu 10 mm x 3 mm	www.wago.com/790-193

Downloads

Documentation

Bid Text

790-220 X81 - Datei	2019 Feb 19	xml 2.8 kB	Download
790-220 doc - Datei	2017 Aug 18	doc 24.1 kB	Download

CAD files

CAE data

EPLAN Data Portal 790-220		URL	Download
ZUKEN Portal 790-220		URL	Download

CAD data

2D/3D Models 790-220		URL	Download
----------------------	--	-----	----------

Environmental Product Compliance

Compliance Search

Environmental Product Compliance 790-220 Shield clamping saddle; 30 mm wide; 6 ... 20 mm		URL	Download
---	--	-----	----------

Installation Notes


Subject to changes. Please also observe the further product documentation!

WAGO Corporation
Germantown, WI 53022
Phone: 1-800-DIN-RAIL (346-7245) | Fax: (262) 255-6222
Email: info.us@wago.com | Web: www.wago.us

Do you have any questions about our products?
We are always happy to take your call at (262) 255-6222 or 1 800-DIN-RAIL.




Shield clamping saddles are available in three different sizes for shield diameters ranging from 3 to 20 mm.



Compress the clamping saddle until fully engaged.




Removing the shield clamping saddle.




Mounting a clamping saddle on a specialty slotted DIN-rail (790-145).

When releasing the saddle, do not place your finger under the clamping spring!




Removing the shield clamping saddle.



Shield clamping saddle contacts shield conductor and specialty slotted DIN-rail (790-145).

Subject to changes. Please also observe the further product documentation!



Application example



Labeling using a marking strip.



Labelling using WMB markers.

Subject to changes. Please also observe the further product documentation!