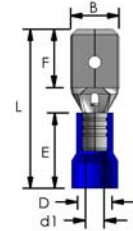


PVC INSULATED MALE DISCONNECTS

Specifications

- **Maximum Electrical Rating:** 300 Volts
- **Maximum Temperature:** +75°C
- **Terminal Material:** Brass
- **Plating:** Electro Tin Plated
- **Insulated Material:** Vinyl (PVC)



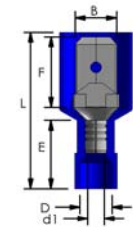
Ordering Information:

Wire Range AWG / mm ²	NTE Part Number	Dimensions inch(mm)						
		NEMA Tab	B	L	F	E	D	d1
22 – 18 AWG 0.5 – 1.5mm ²	76-IMD22-110	.032 x .110 (0.8 x 2.8)	.110 (2.8)	.807 (20.5)	.307 (7.8)	.394 (10.0)	.157 (4.6)	.067 (1.7)
	76-IMD22-187	.032 x .187 (0.8 x 4.8)	.187 (4.8)	.807 (20.5)	.307 (7.8)	.394 (10.0)	.157 (4.6)	.067 (1.7)
	76-IMD22-250	.032 x .250 (0.8 x 6.4)	.250 (6.4)	.835 (21.2)	.307 (7.8)	.394 (10.0)	.157 (4.6)	.067 (1.7)
16 – 14 AWG 1.5–2.5mm ²	76-IMD16-110	.032 x .110 (0.8 x 2.8)	.110 (2.8)	.807 (20.5)	.307 (7.8)	.394 (10.0)	.177 (4.5)	.091 (2.3)
	76-IMD16-187	.032 x .187 (0.8 x 4.8)	.187 (4.8)	.807 (20.5)	.307 (7.8)	.394 (10.0)	.177 (4.5)	.091 (2.3)
	76-IMD16-250	.032 x .250 (0.8 x 6.4)	.250 (6.4)	.835 (21.2)	.307 (7.8)	.394 (10.0)	.177 (4.5)	.091 (2.3)
12 – 10 AWG 4–6mm ²	76-IMD12-250	.032 x .250 (0.8 x 6.4)	.250 (6.4)	.913 (23.2)	.307 (7.8)	.512 (12.5)	.217 (5.5)	.134 (3.4)

NYLON FULLY INSULATED MALE DISCONNECTS

Specifications

- **Maximum Electrical Rating:** 300 Volts
- **Maximum Temperature:** +105°C
- **Terminal Material:** Brass
- **Plating:** Electro Tin Plated
- **Insulated Material:** Easy Entry Nylon



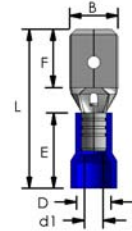
Ordering Information:

Wire Range AWG / mm ²	NTE Part Number	Dimensions inch(mm)						
		NEMA Tab	B	L	F	E	D	d1
22 – 18 AWG 0.5 – 1.5mm ²	76-NFIMD22	.032 x .250 (0.8 x 6.4)	.252 (6.4)	.925 (23.5)	.311 (7.9)	.413 (10.5)	.165 (4.2)	.067 (1.7)
16 – 14 AWG 1.5–2.5mm ²	76-NFIMD16	.032 x .250 (0.8 x 6.4)	.252 (6.4)	.925 (23.5)	.311 (7.9)	.413 (10.5)	.193 (4.9)	.091 (2.3)
12 – 10 AWG 4–6mm ²	76-NFIMD12	.032 x .250 (0.8 x 6.4)	.252 (6.4)	1.063 (27.0)	.311 (7.9)	.512 (13.0)	.256 (6.5)	.134 (3.4)

NYLON INSULATED MALE DISCONNECTS

Specifications

- **Maximum Electrical Rating:** 300 Volts
- **Maximum Temperature:** +105°C
- **Terminal Material:** Brass
- **Plating:** Electro Tin Plated
- **Insulated Material:** Easy Entry Nylon



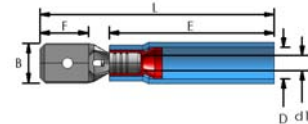
Ordering Information:

Wire Range AWG / mm ²	NTE Part Number	Dimensions inch(mm)						
		NEMA Tab	B	L	F	E	D	d1
<i>NEW</i>	76-NIMD22-110	.032 x .110 (0.8 x 2.8)	.110 (2.8)	.846 (21.5)	.307 (7.8)	.433 (11.0)	.161 (4.1)	.067 (1.7)
<i>NEW</i>	76-NIMD22-187	.032 x .187 (0.8 x 4.8)	.187 (4.8)	.846 (21.5)	.307 (7.8)	.433 (11.0)	.161 (4.1)	.067 (1.7)
<i>NEW</i>	76-NIMD22-250	.032 x .250 (0.8 x 6.4)	.250 (6.4)	.874 (22.2)	.307 (7.8)	.433 (11.0)	.161 (4.1)	.067 (1.7)
<i>NEW</i>	76-NIMD16-110	.032 x .110 (0.8 x 2.8)	.110 (2.8)	.846 (21.5)	.307 (7.8)	.433 (11.0)	.177 (4.5)	.091 (2.3)
<i>NEW</i>	76-NIMD16-187	.032 x .187 (0.8 x 4.8)	.187 (4.8)	.846 (21.5)	.307 (7.8)	.433 (11.0)	.177 (4.5)	.091 (2.3)
<i>NEW</i>	76-NIMD16-250	.032 x .250 (0.8 x 6.4)	.250 (6.4)	.874 (22.2)	.307 (7.8)	.433 (11.0)	.177 (4.5)	.091 (2.3)
<i>NEW</i>	76-NIMD12-250	.032 x .250 (0.8 x 6.4)	.250 (6.4)	.953 (24.2)	.307 (7.8)	.512 (13.0)	.256 (6.5)	.134 (3.4)

HEAT SHRINK INSULATED MALE DISCONNECTS

Specifications

- **Waterproof**
- **Maximum Electrical Rating:** 300 Volts
- **Shrink Temperature:** +150°C
- **Operating Temperature:** -10° to +105°C
- **Terminal Material:** Brass
- **Plating:** Electro Tin Plated
- **Reinforcement Sleeve:** C Type Sleeve
- **Insulated Material:** Heat Shrinkable Tube



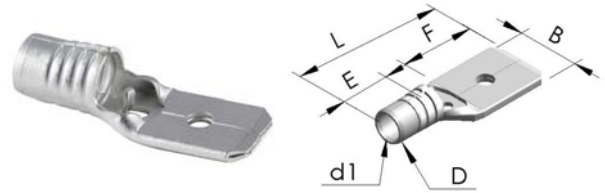
Ordering Information:

Wire Range AWG / mm ²	NTE Part Number	Dimensions inch(mm)						
		NEMA Tab	B	L	F	E	D	d1
22 – 18 AWG 0.5 – 1.5mm ²	76-HIMD22	.032 x .250 (0.8 x 6.4)	.250 (6.4)	1.457 (37.0)	.307 (7.8)	1.043 (26.5)	.177 (4.5)	.067 (1.7)
16 – 14 AWG 1.5–2.5mm ²	76-HIMD16	.032 x .250 (0.8 x 6.4)	.250 (6.4)	1.457 (37.0)	.307 (7.8)	1.043 (26.5)	.217 (5.5)	.091 (2.3)
12 – 10 AWG 4–6mm ²	76-HIMD12	.032 x .250 (0.8 x 6.4)	.250 (6.4)	1.457 (37.0)	.307 (7.8)	1.043 (26.5)	.315 (8.0)	.134 (3.4)

NON-INSULATED MALE DISCONNECTS

Specifications

- **Terminal Material:** Brass
- **Plating:** Electro Tin Plated



Ordering Information:

	Wire Range AWG / mm ²	NTE Part Number	Dimensions inch(mm)						
			NEMA Tab	B	L	F	E	D	d1
NEW	22 – 18 AWG 0.5 – 1.5mm ²	76-MD22-110	.032 x .110 (0.8 x 2.8)	.110 (2.8)	.610 (15.5)	.307 (7.8)	.197 (5.0)	.106 (2.7)	.067 (1.7)
NEW		76-MD22-187	.032 x .187 (0.8 x 4.8)	.187 (4.8)	.610 (15.5)	.307 (7.8)	.197 (5.0)	.106 (2.7)	.067 (1.7)
NEW		76-MD22	.032 x .250 (0.8 x 6.4)	.250 (6.4)	.638 (16.2)	.307 (7.8)	.197 (5.0)	.106 (2.7)	.067 (1.7)
NEW	16 – 14 AWG 1.5–2.5mm ²	76-MD16-110	.032 x .110 (0.8 x 2.8)	.110 (2.8)	.610 (15.5)	.307 (7.8)	.197 (5.0)	.130 (3.3)	.091 (2.3)
NEW		76-MD16-187	.032 x .187 (0.8 x 4.8)	.187 (4.8)	.610 (15.5)	.307 (7.8)	.197 (5.0)	.130 (3.3)	.091 (2.3)
NEW		76-MD16	.032 x .250 (0.8 x 6.4)	.250 (6.4)	.638 (16.2)	.307 (7.8)	.197 (5.0)	.130 (3.3)	.091 (2.3)
NEW	12 – 10 AWG 4–6mm ²	76-MD12	.032 x .250 (0.8 x 6.4)	.250 (6.4)	.677 (17.2)	.307 (7.8)	.236 (6.0)	.177 (4.5)	.134 (3.4)