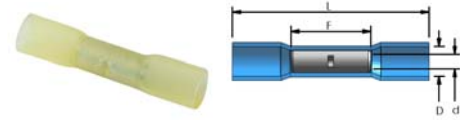


# HEAT SHRINK INSULATED BUTT CONNECTORS

## Specifications

- Waterproof
- Maximum Electrical Rating: 600 Volts
- Shrink Temperature: +150°C
- Operating Temperature: -10° to +105°C
- Terminal Material: Copper Tube
- Plating: Electro Tin Plated
- Insulated Material: Heat Shrinkable Tube



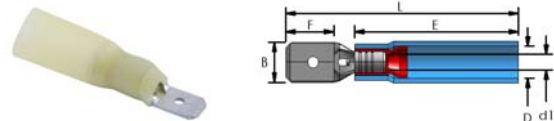
## Ordering Information:

Wire Range AWG / mm <sup>2</sup>	NTE Part Number	Dimensions inch(mm)				Insulated Color
		F	L	D	d	
26 - 24 AWG 0.2 - 0.4mm <sup>2</sup>	76-HIBC26	.472 (12.0)	.945 (24.0)	.082 (2.1)	.047 (1.2)	Transparent
22 - 18 AWG 0.5 - 1.5mm <sup>2</sup>	76-HIBC22	.591 (15.0)	1.457 (37.0)	.177 (4.5)	.063 (1.6)	Red
16 - 14 AWG 1.5-2.5mm <sup>2</sup>	76-HIBC16	.591 (15.0)	1.457 (37.0)	.217 (5.5)	.091 (2.3)	Blue
12 - 10 AWG 4-6mm <sup>2</sup>	76-HIBC12	.591 (15.0)	1.614 (41.0)	.256 (6.5)	.142 (3.6)	Yellow

# HEAT SHRINK INSULATED MALE DISCONNECTS

## Specifications

- Waterproof
- Maximum Electrical Rating: 300 Volts
- Shrink Temperature: +150°C
- Operating Temperature: -10° to +105°C
- Terminal Material: Brass
- Plating: Electro Tin Plated
- Reinforcement Sleeve: C Type Sleeve
- Insulated Material: Heat Shrinkable Tube



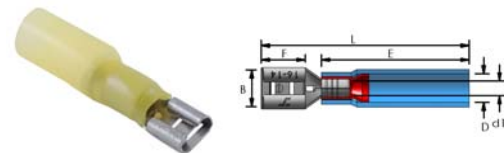
## Ordering Information:

Wire Range AWG / mm <sup>2</sup>	NTE Part Number	Dimensions inch(mm)						
		NEMA Tab	B	L	F	E	D	d1
22 - 18 AWG 0.5 - 1.5mm <sup>2</sup>	76-HIMD22	.032 x .250 (0.8 x 6.4)	.250 (6.4)	1.457 (37.0)	.307 (7.8)	1.043 (26.5)	.177 (4.5)	.067 (1.7)
16 - 14 AWG 1.5-2.5mm <sup>2</sup>	76-HIMD16	.032 x .250 (0.8 x 6.4)	.250 (6.4)	1.457 (37.0)	.307 (7.8)	1.043 (26.5)	.217 (5.5)	.091 (2.3)
12 - 10 AWG 4-6mm <sup>2</sup>	76-HIMD12	.032 x .250 (0.8 x 6.4)	.250 (6.4)	1.457 (37.0)	.307 (7.8)	1.043 (26.5)	.315 (8.0)	.134 (3.4)

# HEAT SHRINK INSULATED FEMALE DISCONNECTS

## Specifications

- Waterproof
- Maximum Electrical Rating: 300 Volts
- Shrink Temperature: +150°C
- Operating Temperature: -10° to +105°C
- Terminal Material: Brass
- Plating: Electro Tin Plated
- Reinforcement Sleeve: C Type Sleeve
- Insulated Material: Heat Shrinkable Tube



## Ordering Information:

Wire Range AWG / mm <sup>2</sup>	NTE Part Number	Dimensions inch(mm)						
		NEMA Tab	B	L	F	E	D	d1
22 - 18 AWG 0.5 - 1.5mm <sup>2</sup>	76-HIFD22	.032 x .250 (0.8 x 6.4)	.260 (6.6)	1.417 (36.0)	.311 (7.9)	1.043 (26.5)	.177 (4.5)	.067 (1.7)
16 - 14 AWG 1.5-2.5mm <sup>2</sup>	76-HIFD16	.032 x .250 (0.8 x 6.4)	.260 (6.6)	1.417 (36.0)	.311 (7.9)	1.043 (26.5)	.217 (5.5)	.091 (2.3)
12 - 10 AWG 4-6mm <sup>2</sup>	76-HIFD12	.032 x .250 (0.8 x 6.4)	.260 (6.6)	1.417 (36.0)	.311 (7.9)	1.043 (26.5)	.315 (8.0)	.134 (3.4)