

Data sheet | Item number: 750-8211/040-000 **NEW**

Controller PFC200; 2nd Generation; 2 x ETHERNET, 2 x 100Base-FX;
Extreme



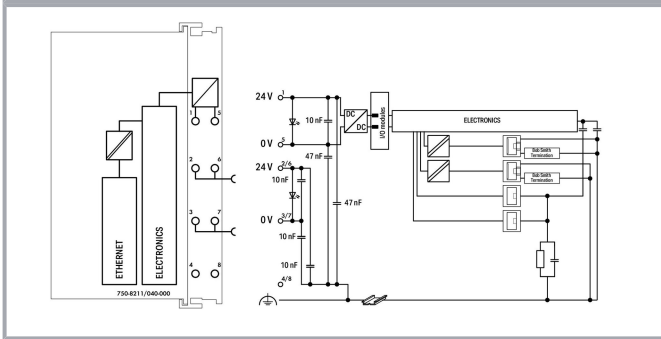
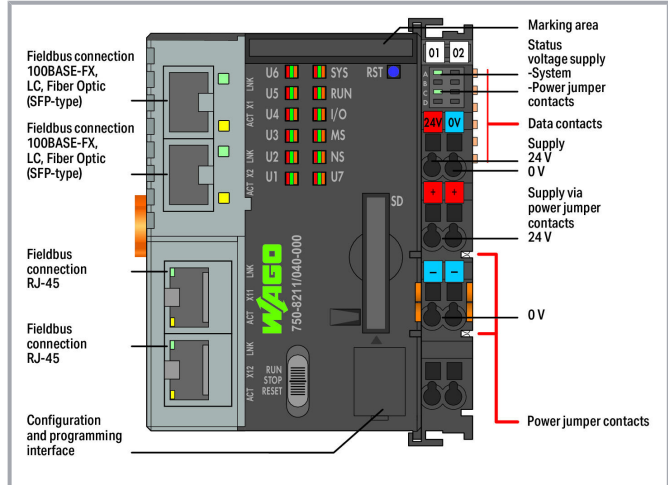
www.wago.com/750-8211/040-000



RoHS Compliant

[BOMcheck.net](https://www.bomcheck.net)

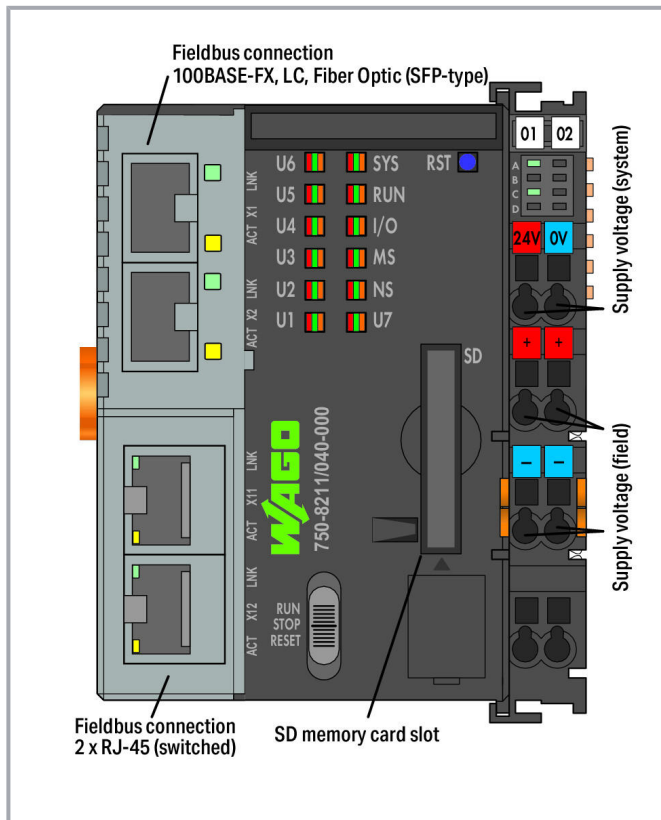
Color:



Subject to changes. Please also observe the further product documentation!

WAGO Kontakttechnik GmbH & Co. KG
Hansastr. 27
32423 Minden
Phone: +49571 887-0 | Fax: +49571 887-169
Email: info.de@wago.com | Web: www.wago.com

Do you have any questions about our products?
We are always happy to take your call at 01788 568 008.



Item description

The PFC200 Controller is a compact PLC for the modular WAGO-I/O-SYSTEM. Besides network and fieldbus interfaces, the controller supports all digital, analog and specialty modules found within the 750/753 Series.

Two ETHERNET interfaces and two SFP ports offer a wide variety of network connections and topologies. An integrated Webserver provides user configuration options, while displaying PFC200 status information.

In addition to the processing industry and building automation, typical applications for the PFC200 include standard machinery and equipment control (e.g., packaging, bottling and manufacturing systems, as well as textile, metal and wood processing machines).

Advantages:

- Programming per IEC 61131-3
- Programmable via WAGO-I/O-PRO V2.3 or *e!COCKPIT*
- Direct connection of WAGO I/O modules
- 2 x ETHERNET, 2 x SFP ports
- Linux® operating system with RT-Preempt patch
- Configuration via CODESYS, *e!COCKPIT* or Web-Based Management user interface
- Maintenance-free

Subject to changes. Please also observe the further product documentation!



The device is ideal for operation in extreme environments thanks to:

- Extended temperature range
- Greater immunity to impulse voltages and electromagnetic interference
- Higher vibration and shock resistance

Data

Technical data

Communication	Modbus (TCP, UDP) EtherNet/IP™ Adapter (slave), library for e!RUNTIME MQTT Telecontrol protocols (requires an additional license on the device)
ETHERNET protocols	DHCP DNS NTP FTP FTPS SNMP HTTP HTTPS SSH
Visualization	Web Visu
Operating system	Real-time Linux (with RT-Preempt patch)
CPU	Cortex A8; 1 GHz
Programming languages per IEC 61131-3	Instruction List (IL) Ladder Diagram (LD) Function Block Diagram (FBD), Continuous Function Chart (CFC) Structured Text (ST) Sequential Function Chart (SFC)
Programming environment	e!COCKPIT (based on CODESYS V3) WAGO-I/O-PRO V2.3 (based on CODESYS V2.3)
Configuration options	e!COCKPIT WAGO-I/O-CHECK Web-Based Management e!RUNTIME Library CODESYS Library
Baud rate (communication/fieldbus 1)	10/100 Mbit/s
Baud rate	ETHERNET: 10/100 Mbit/s
Transmission medium (communication/fieldbus)	ETHERNET: Twisted Pair S-UTP; 100 Ω; Cat. 5; 100 m maximum cable length;

Subject to changes. Please also observe the further product documentation!

WAGO Kontakttechnik GmbH & Co. KG
Hansastr. 27
32423 Minden
Phone: +49571 887-0 | Fax: +49571 887-169
Email: info.de@wago.com | Web: www.wago.com

Do you have any questions about our products?
We are always happy to take your call at 01788 568 008.



Main memory (RAM)	512 MB
Internal memory (flash)	4096 MB
Non-volatile hardware memory	128 Kbytes
Program memory	CODESYS V2: 16 MB; e!RUNTIME: 32 MB
Data memory	CODESYS V2: 64 MB; e!RUNTIME: 128 MB
Non-volatile software memory	128 Kbytes
Non-volatile software memory	128. Kbytes
Memory card type	SD and SDHC up to 32 GB (all guaranteed properties only valid with WAGO Memory Card)
Memory card slot	Push-push mechanism; Cover lid (sealable)
Number of modules per node (max.)	64
Input and output (internal) process image (max.)	1000 Worte/1000 Worte
Input and output (MODBUS) process image (max.)	CODESYS V2: 1000 Worte/1000 Worte; e!RUNTIME: 32000 Worte /32000 Worte
Indicators	LED (SYS, RUN, I/O, U1 ... U7) red/green/orange: Status of system, program, local data bus, status programmable by user (can be used via CODESYS library); LED (A, C) green: Status of system power supply, field supply
Derating	Derating Versorgungsspannung: Umgebungstemperaturen unter Laborbedingungen: (-25 ... +30 %); für -40 ... +55 °C: 24 V (-25 ... +20 %); für +55 ... +70 °C: 24 V (-25 ... +10 %); Untergrenze in allen Temperaturbereichen: -27,5 % (inklusive 15 % Restwelligkeit)
Supply voltage (system)	24 VAC; via pluggable connector (CAGE CLAMP® connection); Derating must be observed!
Input current (typ.) at nominal load (24 V)	550 mA
Total current (system supply)	1,700 mA
Supply voltage (field)	24 VDC; Power supply via pluggable connector (CAGE CLAMP® connection); Transmission via power jumper contacts; Derating must be observed!
Current carrying capacity (power jumper contacts)	10 A
Number of outgoing power jumper contacts	2
Rated surge voltage	1 kV

Connection data

Connection technology: communication/fieldbus	Modbus TCP/UDP: 2 x RJ-45; 2 x SFP; LC fiber-optic connector
Connection technology: system supply	2 x CAGE CLAMP®
Connection technology: field supply	4 x CAGE CLAMP®
Connection type (1)	System/field supply
Solid conductor	0.25 ... 2.5 mm ² / 24 ... 14 AWG

Subject to changes. Please also observe the further product documentation!

WAGO Kontakttechnik GmbH & Co. KG
Hansastr. 27
32423 Minden
Phone: +49571 887-0 | Fax: +49571 887-169
Email: info.de@wago.com | Web: www.wago.com

Do you have any questions about our products?
We are always happy to take your call at 01788 568 008.



Fine-stranded conductor	0.25 ... 2.5 mm ² / 24 ... 14 AWG
Strip length	8 ... 9 mm / 0.31 ... 0.35 inch
Connection technology: device configuration	1 x Male connector; 4-pole

Physical data

Width	78.6 mm / 3.094 inch
Height	100 mm / 3.937 inch
Depth	71.9 mm / 2.831 inch
Depth from upper edge of DIN-rail	64.7 mm / 2.547 inch

Mechanical data

Weight	333.5 g
Color	dark gray
Housing material	Polycarbonate; polyamide 6.6
Conformity marking	CE

Environmental requirements

Surrounding air temperature (operation)	-40 ... 70 °C
Surrounding air temperature (storage)	-40 ... 85 °C
Protection type	IP20
Pollution degree (5)	2 per IEC 61131-2
Operating altitude	without temperature derating: 0 ... 2000 m; with temperature derating: 2000 ... 5000 m (0.5 K/100 m); 5000 m (max.)
Relative humidity (without condensation)	95 %
Relative humidity (with condensation)	Short-term condensation per Class 3K7/IEC EN 60721-3-3 and E-DIN 40046-721-3 (except for wind-driven precipitation, water and ice formation)
Mounting position	horizontal (standing/lying); vertical
Mounting type	DIN-35 rail
Vibration resistance	per IEC 60068-2-6 (acceleration: 5g), EN 60870-2-2, IEC 60721-3-1, -3, EN 50155; EN 61373
Shock resistance	per IEC 60068-2-27 (15g/11 ms/half-sine/1,000 shocks; 25g/6 ms/1,000 shocks), EN 50155, EN 61373
EMC immunity to interference	per EN 61000-6-1, -2; EN 61131-2; marine applications; EN 50121-3-2; EN 50121-4, -5; EN 60255-26; EN 60870-2-1; EN 61850-3; IEC 61000-6-5; IEEE 1613; VDEW: 1994
EMC emission of interference	per EN 61000-6-3, -4, EN 61131-2, EN 60255-26, marine applications, EN 60870-2-1, EN 61850-3, EN 50121-3-2, EN 50121-4, -5

Subject to changes. Please also observe the further product documentation!

WAGO Kontakttechnik GmbH & Co. KG
 Hansastr. 27
 32423 Minden
 Phone: +49571 887-0 | Fax: +49571 887-169
 Email: info.de@wago.com | Web: www.wago.com

Do you have any questions about our products?
 We are always happy to take your call at 01788 568 008.




Exposure to pollutants	per IEC 60068-2-42 and IEC 60068-2-43
Fire load	0.285 MJ


Commercial data

Packaging type	BOX
Country of origin	DE
GTIN	4055144046922
Customs tariff number	85371091990


Approvals / Certificates**Ship Approvals**

Logo	Approval	Additional Approval Text	Certificate name
	DNV GL Det Norske Veritas, Germanischer Lloyd	DNVGL-CG-339,Dec.2019	TAA00000Y7

UL-Approvals

Logo	Approval	Additional Approval Text	Certificate name
	UL Underwriters Laboratories Inc. (ORDINARY LOCATIONS)	UL 61010-2-201	E175199 Sec11

Compatible products**General accessories**

	Item no.: 852-202 SFP Module 100BASE; FX Multi-Mode 1310 nm LC; 2 km; DDM; Extreme; silver-colored	www.wago.com/852-202
---	---	--

Downloads**Documentation****Manual**

PFC200; G2; 2ETH 2SFP; (TELE;) XTR Controller PFC200; 2. Generation; 2 x ETHERNET, 2 x 100Base-FX; (Fernwirktechnik); Extrem	V 1.0.0 4 Dec 2020	pdf 6.7 MB	Download
--	-----------------------	---------------	----------

Subject to changes. Please also observe the further product documentation!

WAGO Kontakttechnik GmbH & Co. KG
Hansastr. 27
32423 Minden
Phone: +49571 887-0 | Fax: +49571 887-169
Email: info.de@wago.com | Web: www.wago.com

Do you have any questions about our products?
We are always happy to take your call at 01788 568 008.



<p>Dokumentation Grid Gateway</p> <p>Mithilfe der Applikation "Grid Gateway" können die Messwerte der Mittelspannung, des Transformators, der Niederspannungsabgänge, Stellungsmeldungen und Temperaturen von der Ortsnetzstation an die Netzleittechnik übermittelt werden. Die Kommunikation erfolgt über das Protokoll IEC60870-5-104. Befehle und Sollwerte lassen sich ebenfalls empfangen und verarbeiten. Externe Messtechnik wie Kurzschluss-Erdschlussrichtungsanzeiger lassen sich über Modbus RTU parametrieren. Die gesamte Parametrierung kann bei Bedarf auf weitere Stationen übertragen werden. Eine Messdatensimulation ermöglicht es, neue Ortsnetzstationen schon beim Stationsbauer an der Netzleittechnik in Betrieb zu nehmen, ohne dass die Feldseite angeschlossen ist.</p>	<p>1.0.0.0 18 Feb 2021</p>	<p>pdf 7.5 MB</p>	<p>Download</p>
---	--------------------------------	-----------------------	-----------------

<p>Manual WAGO Gateway Application</p> <p>The WAGO Gateway Application for the WAGO 750-8212 PFC200 2nd Generation enables communication between different bus and/or communication systems and shortens the integration time. The user-friendly web interface allows the user to exchange information and measured values between different systems. The pre-configured application shortens startup times, especially in building technology. The WAGO Gateway Application currently enables communication with Modbus RTU, Modbus IP (TCP/UDP) and KNX-TP devices. Every conceivable combination is possible.</p>	<p>1.0.0.0 11 Nov 2019</p>	<p>pdf 8.6 MB</p>	<p>Download</p>
--	--------------------------------	-----------------------	-----------------

Additional Information

<p>Disposal; Electrical and electronic equipment, Packaging</p>	<p>V 1.0.0</p>	<p>pdf 265.8 kB</p>	<p>Download</p>
<p>WAGO OPC UA Server</p>	<p>V 1.1.0 28 Jan 2021</p>	<p>pdf 1.2 MB</p>	<p>Download</p>

Environmental Product Compliance

Compliance Search

<p>Environmental Product Compliance 750-8211/040-000</p>	<p>URL</p>	<p>Download</p>
--	------------	-----------------

Subject to changes. Please also observe the further product documentation!



Controller PFC200; 2nd Generation; 2 x ETHERNET, 2 x 100Base-FX; Extreme

Installation Notes

Product family

Controller PFC XTR

[Show all products from the family](#)

Subject to changes. Please also observe the further product documentation!

WAGO Kontakttechnik GmbH & Co. KG
Hansastr. 27
32423 Minden
Phone: +49571 887-0 | Fax: +49571 887-169
Email: info.de@wago.com | Web: www.wago.com

Do you have any questions about our products?
We are always happy to take your call at 01788 568 008.