

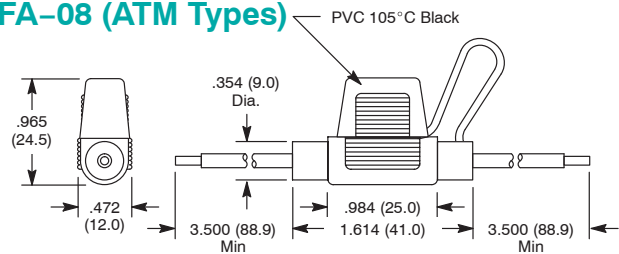
# Auto In-Line Fuse Holder

## Specifications:

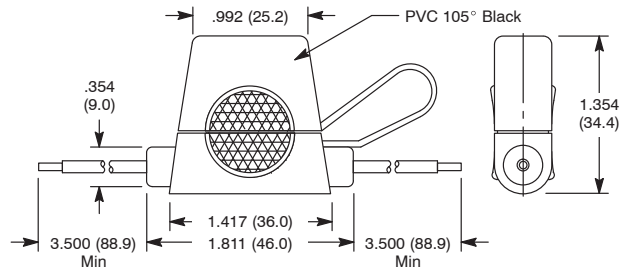
- Suitable for ATM & ATC Equivalent Blade Type Automotive Fuses
- Ratings and Ordering Numbers:
  - Part No. 74-IFHMA15 is for ATM type fuses up to 15A
  - Part No. 74-IFHMA30 is for ATM type fuses up to 30A
  - Part No. 74-IFHA15 is for ATC type fuses up to 15A
  - Part No. 74-IFHA30 is for ATC type fuses up to 30A
- All Types Rated up to 32VDC
- Body Material: PVC (Max. Temperature +105°C)
- Red Wire Leads: 16 AWG for 15A Versions & 12 AWG for 30A Versions



## FA-08 (ATM Types)




## FA-10 (ATC Types)



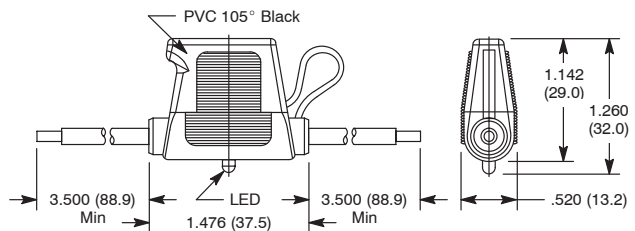
# Auto In-Line Fuse Holder w/LED Warning Light

## Specifications:

- Suitable for ATM & ATC Equivalent Blade Type Automotive Fuses
- LED Warning Light when Fuse is Blown
- Waterproof
- Ratings and Ordering Numbers:
  - Part No. 74-IFHMA15 is for ATM type fuses up to 15A
  - Part No. 74-IFHMA30 is for ATM type fuses up to 30A
  - Part No. 74-IFHAL15 is for ATC type fuses up to 15A
  - Part No. 74-IFHAL30 is for ATC type fuses up to 30A
- All Types Rated up to 12/24VDC
- Body Material: PVC (Max. Temperature +105°C)
- Red Wire Leads: 16 AWG for 15A Versions & 12 AWG for 30A Versions
- Non-Polarity Limited



## FA-09 (ATM Types)



## FA-11 (ATC Types)

