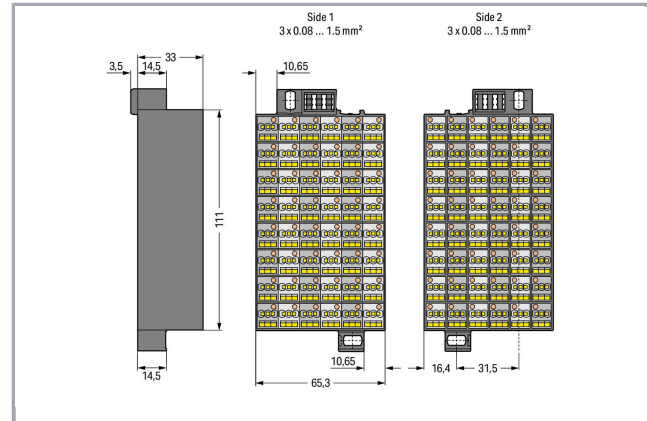
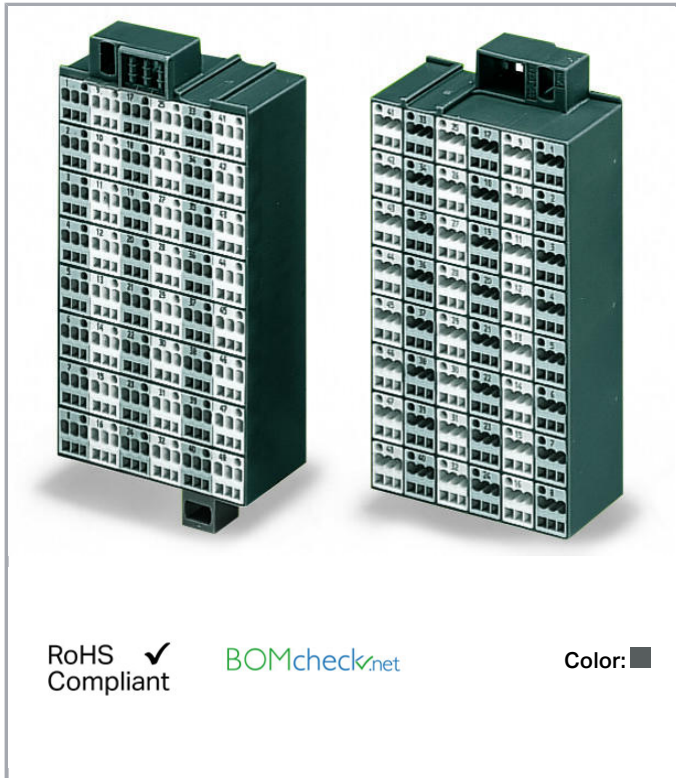


Data sheet | Item number: 726-421

Matrix patchboard; 48-pole; Marking 1-48; Colors of modules: gray/white;
Module marking, side 1 and 2 vertical; 1,50 mm²; dark gray



www.wago.com/726-421



Data

Electrical data

Ratings per IEC/EN 60664-1

Rated voltage (III / 3)	500 V
Rated impulse voltage (III / 3)	6 kV
Rated current	10 A
Legend (ratings)	(III / 3) ≙ Overvoltage category III / Pollution degree 3

Connection data

Connection type (1)	Side 1
Connection technology	CAGE CLAMP®
Number of connection points (connection type)	3

Subject to changes.

WAGO Kontakttechnik GmbH & Co. KG
Hansastr. 27
32423 Minden
Phone: +49571 887-0 | Fax: +49571 887-169
Email: info.de@wago.com | Web: www.wago.com

Do you have any questions about our products?
We are always happy to take your call at +49 (571) 887-44222.



Actuation type	Operating tool
Connectable conductor materials	Copper
Solid conductor	0.08 ... 1.5 mm ² / 28 ... 16 AWG
Fine-stranded conductor	0.08 ... 1.5 mm ² / 28 ... 16 AWG
Strip length	8 ... 10 mm / 0.31 ... 0.39 inch
No. of poles	48
Connection type (2)	Side 2
Number of connection points	3
Type of wiring	Front-entry wiring

Geometrical Data

Width	65.3 mm / 2.571 inch
Height	132 mm / 5.197 inch
Depth	36.5 mm / 1.437 inch

Mechanical data

Marking	1 ... 48
---------	----------

Material Data

Color	dark gray
Module color	gray/white
Fire load	4.096 MJ
Weight	246.1 g

Commercial data

Product Group	12 (Matrix Patch Board)
Packaging type	BOX
Country of origin	DE
GTIN	4044918455299
Customs Tariff No.	85369010000

Approvals / Certificates

Country specific Approvals

Logo	Approval	Additional Approval Text	Certificate name
	CCA DEKRA Certification B.V.	EN 60998	NTR NL- 7623

Subject to changes.

WAGO Kontakttechnik GmbH & Co. KG
 Hansastr. 27
 32423 Minden
 Phone: +49571 887-0 | Fax: +49571 887-169
 Email: info.de@wago.com | Web: www.wago.com

Do you have any questions about our products?
 We are always happy to take your call at +49 (571) 887-44222.

CCA



CSA
DEKRA Certification B.V.

C22.2 No. 158

1101143




KEMA/KEUR
DEKRA Certification B.V.

EN 60998



71-
100850

UL-Approvals


Logo	Approval	Additional Approval Text	Certificate name
	UL UL International Germany GmbH	UL 1059	E45172

Compatible products

ferrule

	Item no.: 216-123 Ferrule; Sleeve for 1 mm ² / AWG 18; uninsulated; electro-tin plated	www.wago.com/216-123
	Item no.: 216-202 Ferrule; Sleeve for 0.75 mm ² / 18 AWG; insulated; electro-tin plated; gray	www.wago.com/216-202

tools

	Item no.: 210-719 Operating tool; Blade: 2.5 x 0.4 mm; with a partially insulated shaft	www.wago.com/210-719
--	---	--

check















	Item no.: 210-137 Test plug; 2.3 mm Ø; with 500 mm cable; yellow	www.wago.com/210-137
--	--	--

General accessories

Subject to changes.

WAGO Kontakttechnik GmbH & Co. KG
Hansastr. 27
32423 Minden
Phone: +49571 887-0 | Fax: +49571 887-169
Email: info.de@wago.com | Web: www.wago.com

Do you have any questions about our products?
We are always happy to take your call at +49 (571) 887-44222.

	Item no.: 726-902 Adaptor	www.wago.com/726-902
	Item no.: 726-903 Matrix patchboard; 4,00 mm ² ; white	www.wago.com/726-903
	Item no.: 726-904 Matrix patchboard; insulated; 4,00 mm ² ; gray	www.wago.com/726-904
Jumper		
	Item no.: 709-107 Wire commoning chain; insulated; 32 connections; gray	www.wago.com/709-107
Marking accessories		
	Item no.: 209-185 Adaptor	www.wago.com/209-185
	Item no.: 209-500/209-035 WSB marking card; as card; MARKED; X (100x); not stretchable; Horizontal marking; snap-on type; white	www.wago.com/209-500/209-035
	Item no.: 209-501 WSB marking card; as card; not stretchable; plain; snap-on type; white	www.wago.com/209-501
	Item no.: 209-501/000-002 WSB marking card; as card; not stretchable; plain; snap-on type; yellow	www.wago.com/209-501/000-002
	Item no.: 209-501/000-005 WSB marking card; as card; not stretchable; plain; snap-on type; red	www.wago.com/209-501/000-005
	Item no.: 209-501/000-006 WSB marking card; as card; not stretchable; plain; snap-on type; blue	www.wago.com/209-501/000-006
	Item no.: 209-501/000-007 WSB marking card; as card; not stretchable; plain; snap-on type; gray	www.wago.com/209-501/000-007
	Item no.: 209-501/000-012 WSB marking card; as card; not stretchable; plain; snap-on type; orange	www.wago.com/209-501/000-012
	Item no.: 209-501/000-017 WSB marking card; as card; not stretchable; plain; snap-on type; light green	www.wago.com/209-501/000-017
	Item no.: 209-501/000-023 WSB marking card; as card; not stretchable; plain; snap-on type; green	www.wago.com/209-501/000-023

Subject to changes.



Item no.: 209-501/000-024
WSB marking card; as card; not stretchable; plain; snap-on type; violet

www.wago.com/209-501/000-024



Item no.: 209-502
WSB marking card; as card; MARKED; 1 ... 10 (10x); not stretchable; Horizontal marking; snap-on type; white

www.wago.com/209-502



Item no.: 209-566
WSB marking card; as card; MARKED; 1 ... 50 (2x); not stretchable; Horizontal marking; snap-on type; white

www.wago.com/209-566



Item no.: 210-612
Marking strips; for self-marking; plain; Self-adhesive; transparent

www.wago.com/210-612



Item no.: 726-905
Adaptor

www.wago.com/726-905

Insulation stop



Item no.: 726-901
Insulation stop; 0.08 - 0.2 mm² "s" (0.14 mm² "f-st"); 4 x 3 pieces/strip; white

www.wago.com/726-901



Item no.: 726-906
Insulation stop; 0.25 mm² "s"; 0.14 - 0.25 mm² "f-st"; 4 x 3 pieces/strip; light gray

www.wago.com/726-906



Item no.: 726-907
Insulation stop; 0.25 - 0.5 mm² "s+f-st"; 4 x 3 pieces/strip; dark gray

www.wago.com/726-907

Downloads

Documentation

Bid Text

726-421 X81 - Datei	Feb 19, 2019	xml 3.4 kB	Download
------------------------	--------------	---------------	----------

726-421 docx - Datei	Feb 21, 2019	docx 14.9 kB	Download
-------------------------	--------------	-----------------	----------

Additional Information

Technical explanations	Apr 3, 2019	pdf 2.1 MB	Download
------------------------	-------------	---------------	----------

CAD/CAE-Data

CAD data

2D/3D Models 726-421	URL	Download
----------------------	-----	----------

Subject to changes.

CAE data


EPLAN Data Portal 726-421

[Download](#)


WSCAD Universe 726-421

[Download](#)

Installation Notes



CAGE CLAMP® connection




CAGE CLAMP® connection

	Max. conductor cross section (mm ² /AWG) without ferrule	Max. conductor cross section (mm ² /AWG) with ferrule			
		insulated		uninsulated	
		Item No./Color		Item No.	
Side 2	1.5	0.75	216-202/ gray	1	216-103
Side 1	1.5	0.75	216-202/ gray	1	216-103
Side 2	2.5	1.5	216-204/ black	1.5	216-104
Side 1	1.5	0.75	216-202/ gray	1	216-103

Ferrules

Inserting a conductor via 210-719 Operating Tool (2.5 x 0.4 mm blade).

Inserting a conductor with ferruled conductors.




Inserting an insulation stop into conductor entry holes of matrix patchboards.




Inserted insulation stop.


Subject to changes.




Testing with a 2.3 mm Ø test plug (210-137).



Snapping on an additional module with contact to mounting frame.




Assembling a matrix patchboard with additional module – direct connection to the mounting frame.




Installation example:

Matrix patchboards in a frame


Subject to changes.



Factory-marked modules



WFB continuous marking strip – fits into the matrix patchboards' marker slot and group marker carrier.



Individual group marking via WSB Quick Marking System.

Side 1: 1, 2, 3, 4 ...

Subject to changes.