



## TE CONNECTIVITY (TE) 6PCR-13-006=#6 TRIBARRIER

Buchanan | 6 Series

1546399-2  
 TE Internal Number: 1546399-2  
 Alias ID: 6PCR-13-006

[EU RoHS Compliant](#)  
[EU ELV Compliant](#)

Barrier Style **Tri-Barrier**

Bottom Termination Style **Printed Circuit Pin**

Current Rating (A) **25**

Number of Positions **13**

Centerline (Pitch) **9.53mm [.375in]**  
[See All Features](#)

✓ Active

↓ **PRODUCT DRAWING**  
English

↓ **3D PDF**

> [See All Documentation](#)

North America ▼

DISTRIBUTOR	QUANTITY	DATE AS OF
<b>MASTER ELECTRONICS CORP.</b> 1-888-473-5297	557	2017/09/26

<a href="#">GET SAMPLE</a>	
<a href="#">SAVE TO LIST</a> ▼	
<a href="#">CHECK FOR TOOLING</a>	
<a href="#">FIND SIMILAR PRODUCTS</a>	

### DOCUMENTATION

### FEATURES

### PRODUCT COMPLIANCE

#### Product Drawings

[6PCR-XX-006](#)  
 PDF  
**English**

#### CAD Files

[Customer View Model](#)  
 2D\_DXF.ZIP  
**English**

[3D PDF](#)  
 PDF  
**3D**

[Customer View Model](#)  
 3D\_IGS.ZIP  
**English**

[Customer View Model](#)  
 3D\_STP.ZIP

Please review product documents or [contact us](#) for the latest agency approval information. Please Note: Use the Product Drawing for all design activity.

## Product Type Features

Connector & Contact Terminates To	<b>Printed Circuit Board</b>
Block Style	<b>Open Bottom with Standoffs</b>
Product Type	<b>Barrier Strip</b>

## Configuration Features

Number of Positions	<b>13</b>
Number of Rows	<b>1</b>
Number of Levels	<b>1</b>

## Electrical Characteristics

Current Rating (Max) (A)	<b>25</b>
Current Rating (A)	<b>25</b>
Voltage (V)	<b>300</b>

## Body Features

Barrier Style	<b>Tri-Barrier</b>
Color	<b>Black</b>

## Contact Features

Terminal Plating Finish	<b>Bright</b>
Terminal Material	<b>Copper Alloy</b>
Terminal Plating Material	<b>Tin</b>

## Termination Features

Bottom Termination Style	<b>Printed Circuit Pin</b>
--------------------------	----------------------------

## Mechanical Attachment

Screw Size	<b>6-32</b>
Mounting Ears	<b>Without</b>
Mounting Options	<b>None</b>
Screw Material	<b>Steel</b>
Screw Plating Material	<b>Zinc Chromate</b>



Top Hardware **Wire Clamp Combo Head**

Mounting Insert **Without**

Mounting Angle **Right Angle**

#### Housing Features

Centerline (Pitch) **9.53 mm [ .375 in ]**

Housing Material **Thermoplastic**

#### Dimensions

Wire Range **22 – 12AWG [ .3 – 3 mm<sup>2</sup> ]**

Length **125.374 mm [ 4.936 in ]**

#### Industry Standards

UL Flammability Rating **UL 94V-0**

#### Packaging Features

Packaging Method **Package**

Packaging Quantity **55**

#### Other

Comment **Other options available upon request, consult our Product Information Center.**


#### Statement of Compliance

[Statement of Compliance](#)  
PDF

## Compatible Products

[> Contact Product Support](#)

## Also in the Series | [6 Series](#)



[Barrier Strips \(2135\)](#)


## Customers Also Bought

[BARRIER STRIPS](#)

[SURFACE MOUNT RESISTORS](#)

[THROUGH-HOLE RESISTORS](#)

[BARRIER STRIPS](#)




**6PCV-15-993=6PCV  
ASSEMBLY**  
7-1437653-6



**RN 0805 8K45 0.1%  
10PPM 1KRL**  
RN73C2A8K45BTDF



**ER74 6K8 5% AMMO PK**  
ER746K8JT



**6PCV-17-1206=6PCV  
ASSEMBLY**  
1437654-1

About TE Connectivity

For Partners

Customer Support

**CALL US**

**LIVE CHAT**

United States

Our Company

Events

TE News Center

Careers

Investors

Corporate Responsibility

Terms and Conditions of  
Sale

Distributors

Suppliers

 Email or Call Us

 Find Authorized Distributors

 What's New on TE.com

 Product FAQs

Select Country & Language

United States (EN)

Germany (DE)

China (中文)

Japan (日本語)

Afghanistan (EN) ▼

Find Your Country ▼

Terms of Use | Privacy | Cookie Policy | Accessibility | Site Map



© 2017 TE Connectivity Corporation. All Rights Reserved