

## BergStik® 2.54mm Unshrouded Headers

BergStik® 2.54mm pitch unshrouded headers provide Board-to-Board, Wire-to-Board and Cable-to-Board interconnect solutions for all types of electronic equipment and devices.

[www.fci.com/products/bergstik](http://www.fci.com/products/bergstik)

# CONTENT PAGE

## BERGSTIK® 2.54MM UNSHROUDED HEADERS

▶ Overview	3
▶ For Pin-in-Paste Processes	4-7
▶ Vertical Headers Standard sizes	8-9
▶ Vertical Headers Special sizes	10-11
▶ Continuous Headers	12-13
▶ Right Angle Headers Standard sizes	14-15
▶ Right Angle Headers Special sizes	16-17
▶ Stacking Headers	18-19

# BERGSTIK® 2.54MM UNSHROUDED HEADERS


## OVERVIEW

BergStik® 2.54mm unshrouded headers are available in surface-mount (SMT), through-hole (THT), press-fit, stacking and pin-in-paste (PIP) versions. Designed in single and double row, they are available in straight or right angle options, from 2 to 72 positions.

Featuring a “breakaway” design, each connector can be cut or broken to length to suit the application profile. The maximum current rating is 3A per contact.

This product range is extended with BergStik® 2.54mm unshrouded vertical headers in 0.25µm plating, available in standard sizes. It offers an economical solution for various applications. It is also specified up to 100 mating cycles.

BergStik® product range provides Board-to-Board, Wire-to-Board and Cable-to-Board interconnect solutions for all electronic equipment and devices.




## FEATURES

- High temperature thermoplastic material
- Variable spacing height for stacking headers
- Allow dual entry; mating from top or bottom
- Blank 0.64mm square contacts presents 4 surfaces of equal quality
- Standoff design
- Duplex plating
- Tin-lead plating in press-fit area
- Retention legs option
- Press-fit designed to fit 1.02mm diameter hole, solder-to-board product
- Meets DIN 41651 specification, HE13 and BT D2632

## BENEFITS

- Reflow compatible
- Cater to a wide range of applications
- Suitable for mezzanine application and gives more flexibility in meeting different stack height requirements
- Can be used for wire wrapping
- Allows cleaning to remove soldering contamination
- Cost-efficient
- Easy pin insertion onto PCB
- High retention force onto PCB
- Same layout on THT and press-fit
- Qualified product

# **BERGSTIK® UNSHROUDED HEADERS FOR PIN-IN-PASTE PROCESSES**



Pin-in-Paste (PIP) technology allows the use of THT products in SMT manufacturing processes. THT connectors are automatically or manually soldered to PCB, and soldered in the same operation as the SMT connectors. Mechanical strength is retained through THT leads. This process is critical for applications in industrial and automotive markets.

## **PRODUCT**

### **PLASTIC MATERIAL**

BergStik® PIP headers are moulded in high temperature thermoplastic. The headers are able to withstand exposure to 260°C peak temperature for 30 seconds maximum in a convection, infrared or vapor phase reflow oven.

### **HOUSING DESIGN**

A special housing has been developed for the double row straight product. A row of higher standoffs has been placed in the longitudinal center axis, between both rows of pins for a good solder paste deposit around the pin. Please follow the stencil design guidelines TA-894 and TA-897 on the following page in order to avoid solder paste deposit under the standoffs.



## APPLICATION

FCI's application guideline helps to achieve optimum performance for BergStik® PIP process.

### STENCIL DESIGN

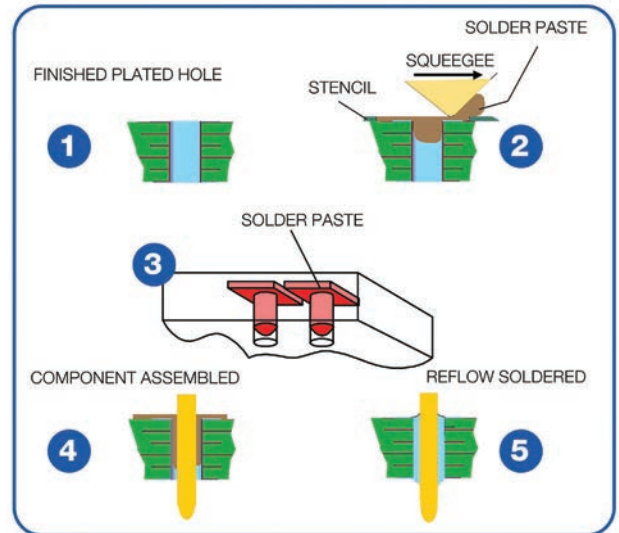
The stencil design is crucial for a good solder joint. It determines the amount of paste and the position of the paste print on the board. Each PCB hole has its own stencil aperture with enough spacing in between to allow separate solder deposits. This prevents solder robbing from one hole to another and ensures the correct amount of solder paste for each hole. The print position is placed asymmetrical to optimize the flow of molten solder paste.

### PASTE APPLICATION

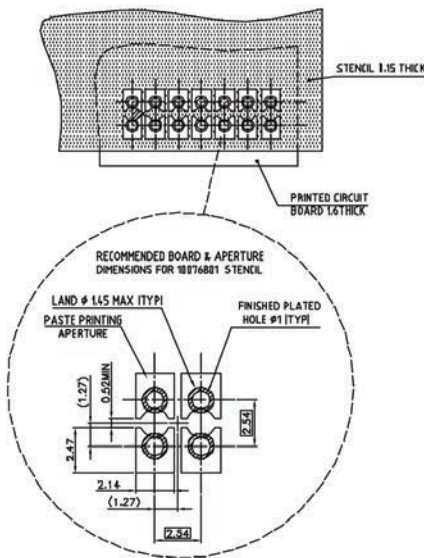
The amount of paste for each hole depends on the soldering process parameters and the degree of hole filling. It is recommended to apply the squeegee at a 45° angle. You can use a smaller angle for an even greater degree of hole filling. The squeegee moves in parallel with the shorter sides of the stencil apertures.

### BOARD LAYOUT

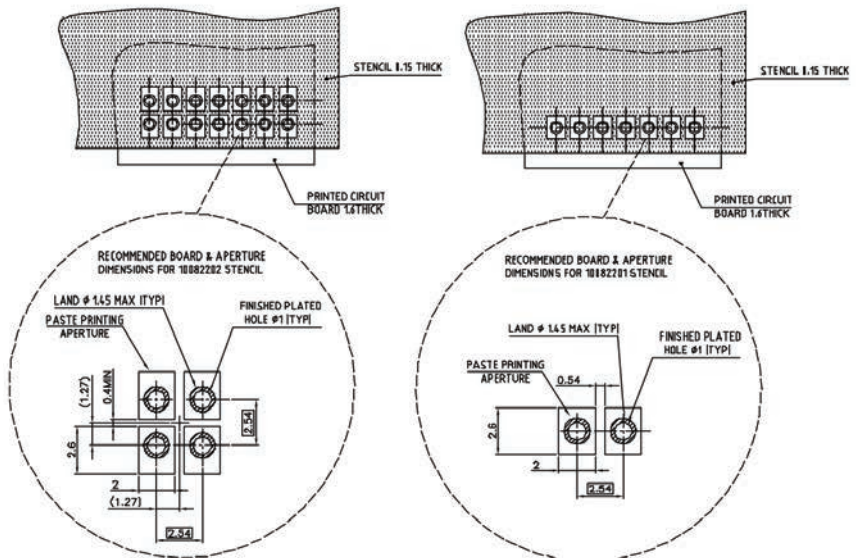
Please use a hole of 1.00 +/- 0.05 mm for an optimum paste deposit. For automatic pick-and-place, lean towards the upper end of the tolerance. Refer to TA-894 for further information.



TA - 897



TA - 894





**▶ BERGSTIK® UNSHROUDED HEADERS  
FOR PIN-IN-PASTE PROCESSES**

## TECHNICAL INFORMATION

### MATERIALS

- Housing: PCT
- Color: Black
- Flammability Rating: UL94V-0
- Pins: Copper Alloy
- Plating: Selective Gold or GXT or full Tin over 1.2µm Nickel

### ELECTRICAL PERFORMANCE

- Current Rating: 3A per contact
- Insulation Resistance: 5000MΩ min.
- Dielectric Withstanding Voltage: 1500V



### ENVIRONMENTAL

- Operating Temperature: -65°C to +130°C

### MECHANICAL PERFORMANCE

- Retention Force: 8.8N min

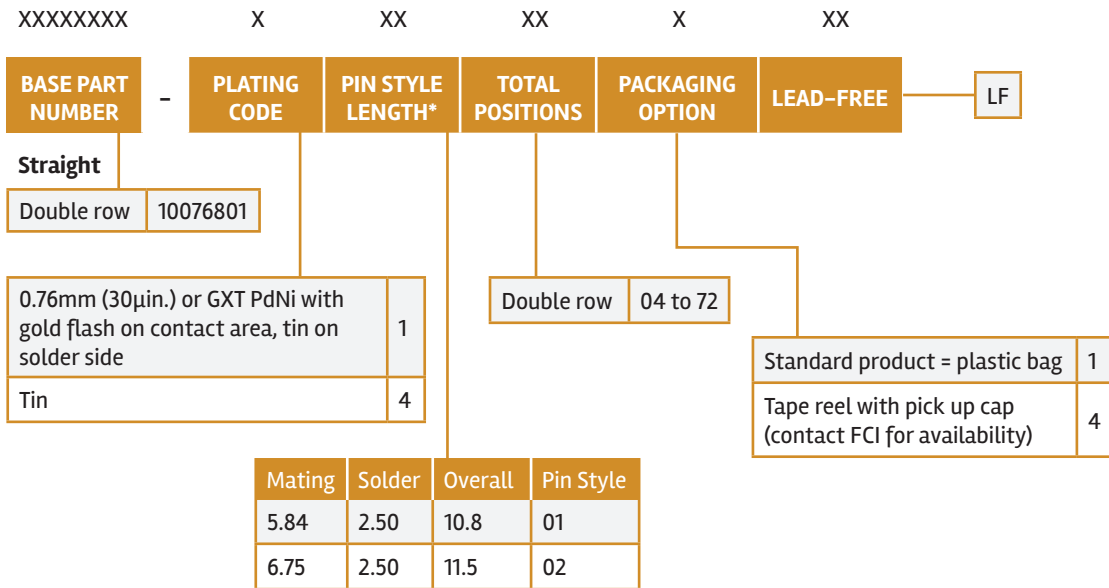
### SPECIFICATIONS

-  File no. E66906
-  File no. LR46923
- Product Drawing: 10076801/ 10082201/ 10082202
- Product Specification: BUS-12-019

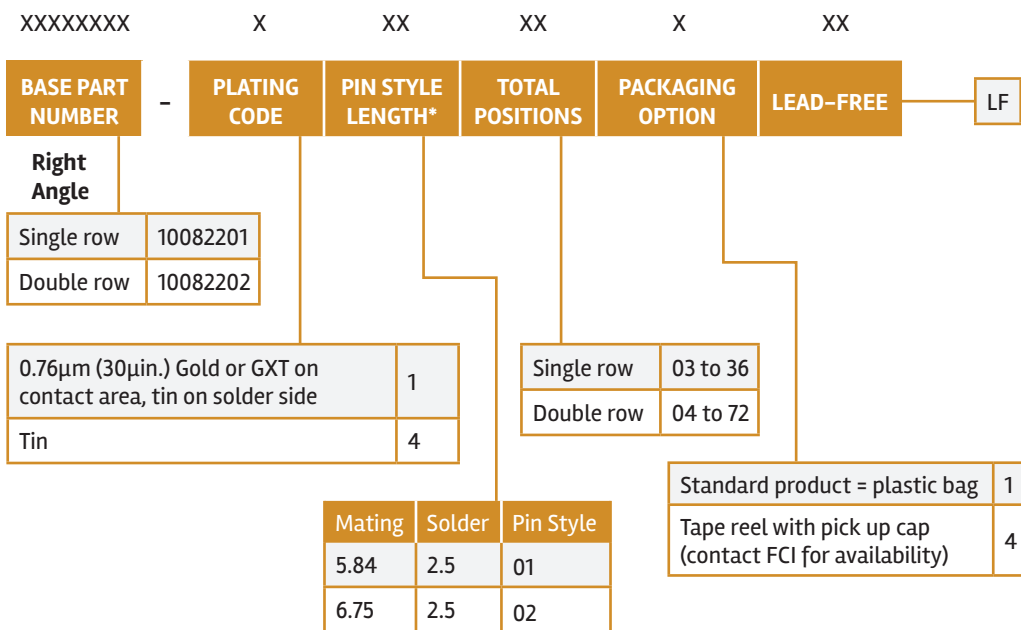
### APPROVALS AND CERTIFICATIONS

- RoHS compliant according to the European Union Directive 2002/95/IEC

## PART NUMBER SELECTOR



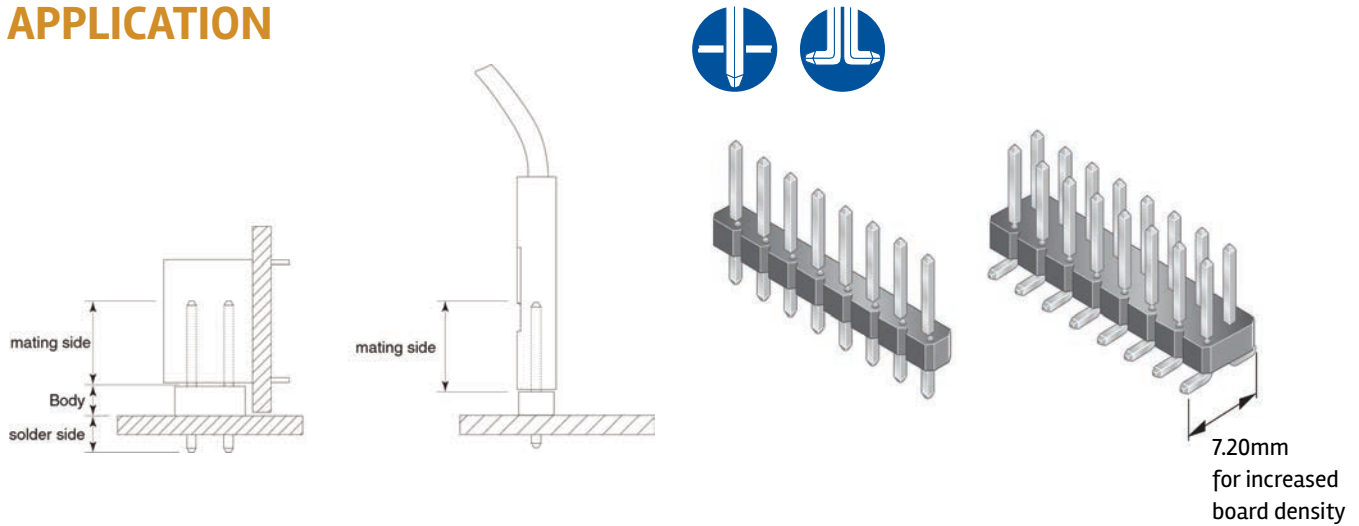
\*Other pin style are available upon request



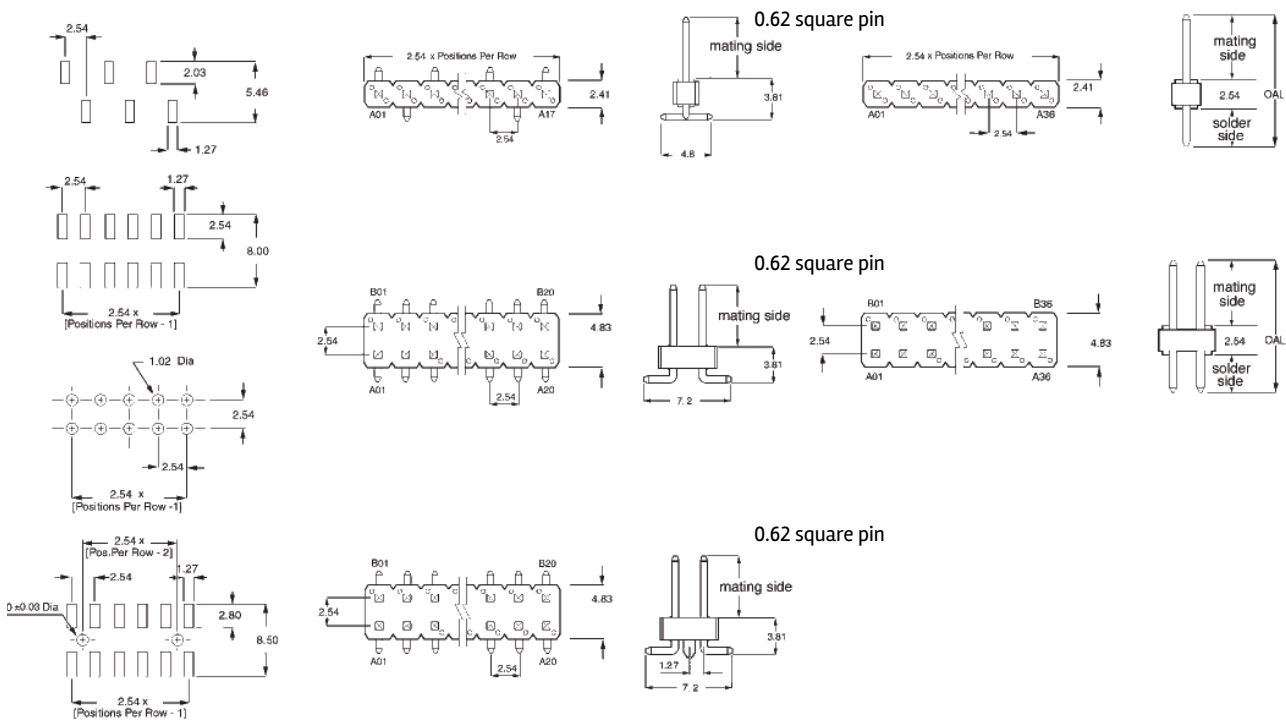
\*Other pin style are available upon request

# BERGSTIK® UNSHROUDED VERTICAL HEADERS STANDARD SIZES

## APPLICATION



## PRODUCT



### Recommended PCB Layouts

Dimensions in mm



## TECHNICAL INFORMATION

### MATERIALS

- Housing: High temperature thermoplastic, Black
- Flammability Rating: UL94V-0
- Pin: Phosphor-bronze
- Plating: Gold or Tin over 1.27µm (50µin.) Nickel

### ELECTRICAL PERFORMANCE

- Current Rating: 3A per contact
- Insulation Resistance: 5000MΩ min.
- Dielectric Withstanding Voltage: 1500V

### ENVIRONMENTAL

- Operating Temperature: -65°C to +125°C

### MECHANICAL PERFORMANCE

- Retention Force: 9N min.

### SPECIFICATIONS

- File no. E66906
- File no. LR46923
- Product Drawing: 77311/ 77313/ 98401/ 95278
- Product Specification: BUS-12-114
- Tape and Reel Packaging Data: TA-840

### APPROVALS AND CERTIFICATIONS

- RoHS compatible according to the European Union Directive 2002/95/IEC

### PACKAGING

- Bags
- Optional: Tubes or tape-and-reel with pick-up cap (only applicable for SMT pin style 01)

### PROCESSING INFORMATION

- Compatible with wave, vapor-phase, and (for SMT) IR reflow soldering processes
- Recommended IR profile TA 842 for SMT

## PART NUMBER SELECTOR

XXXXX      X      XX      X      XX      XX

BASE PART NUMBER	PLATING CODE	PIN STYLE LENGTH	PACKAGING OPTION	TOTAL POSITIONS	LEAD-FREE
					LF

THT	
Single row	77311
Double row	77313
SMT	
Single row	98401
Double row	95278

Plating	Length	Option
0.76µm (30µin.) Gold or GXT on contact, tin on solder side	1	
0.38µm (15µin.) Gold or GXT on contact area, tin on solder side	8	
0.25µm (10µin.) Gold or GXT on contact area, tin on solder side <b>NEW</b>	5	
Tin	4	

THT			
Mating Length	Solder	Overall	Pin Style
5.84	2.41	10.80	01*
5.84	3.05	11.43	18*
5.84	3.42	11.80	02
6.60	2.66	11.82	27
7.75	3.06	13.35	22
6.75	2.90	12.20	24*

SMT	
Mating	Pin Style
5.84	01
8.08	02

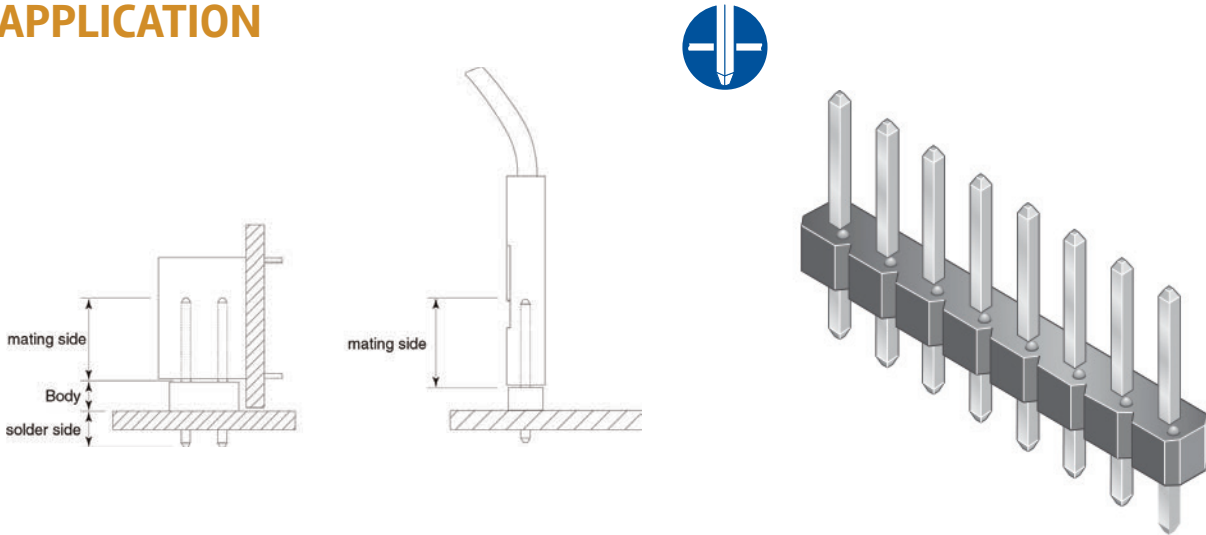
  

Single row THT	02 to 36
Single row SMT	03 to 17
Double row THT	04 to 72
Double row SMT	04 to 50
Double row SMT with pegs	08 to 50

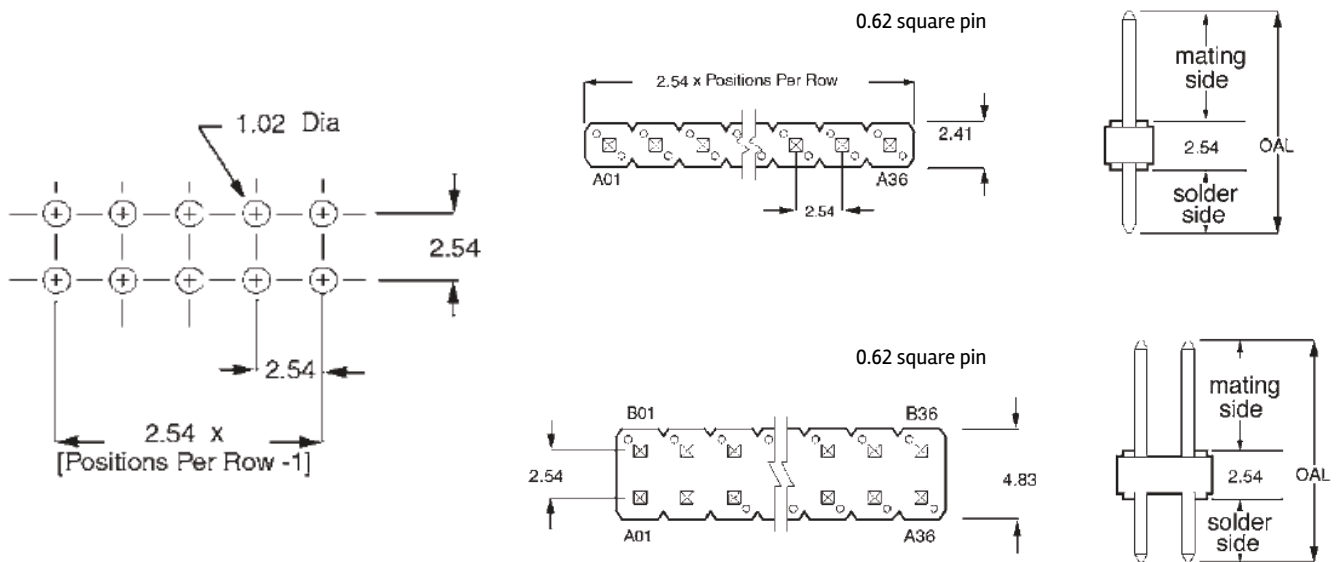
\*Most popular configurations

# BERGSTIK® UNSHROUDED VERTICAL HEADERS SPECIAL SIZES

## APPLICATION



## PRODUCT



### Recommended PCB Layouts

Dimensions in mm

## TECHNICAL INFORMATION

### MATERIALS

- Housing: High temperature thermoplastic, Black
- Flammability Rating: UL94V-0
- Pin: Phosphor-bronze
- Plating: Gold or Tin over 1.27µm (50µin.) Nickel

### ELECTRICAL PERFORMANCE

- Current Rating: 3A per contact
- Insulation Resistance: 5000MΩ min
- Dielectric Withstanding Voltage: 1500V

### ENVIRONMENTAL PERFORMANCE

- Operating Temperature: -65°C to +125°C

### MECHANICAL PERFORMANCE

- Retention Force: 9N min.
- Retentive Leg Insertion Force: >44.48N max.
- Retentive Leg Board Retention: 2.22N

### SPECIFICATIONS

- File no. E66906
- File no. LR46923
- Product Drawing: 68000/ 67996
- Product Specification: BUS-12-114

### APPROVALS AND CERTIFICATIONS

- RoHS compatible according to the European Union Directive 2002/95/IEC

### PACKAGING

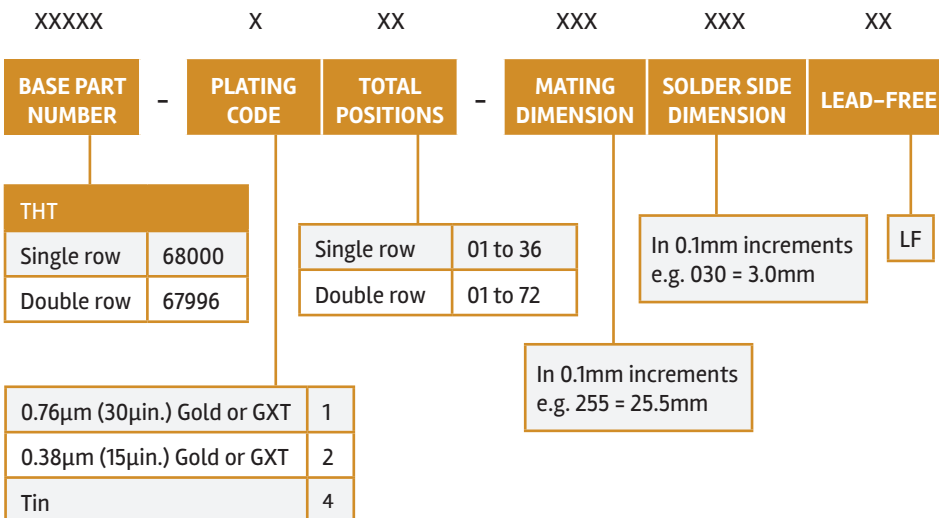
- Bags
- Optional: Tubes or tape-and-reel with pick-up cap (only applicable for SMT pin style 01)

### PROCESSING INFORMATION

- Compatible with wave, vapor-phase, and IR reflow soldering processes

## PART NUMBER SELECTOR

Customize your own part number using custom dimensions (Please allow for initial setup on our system)

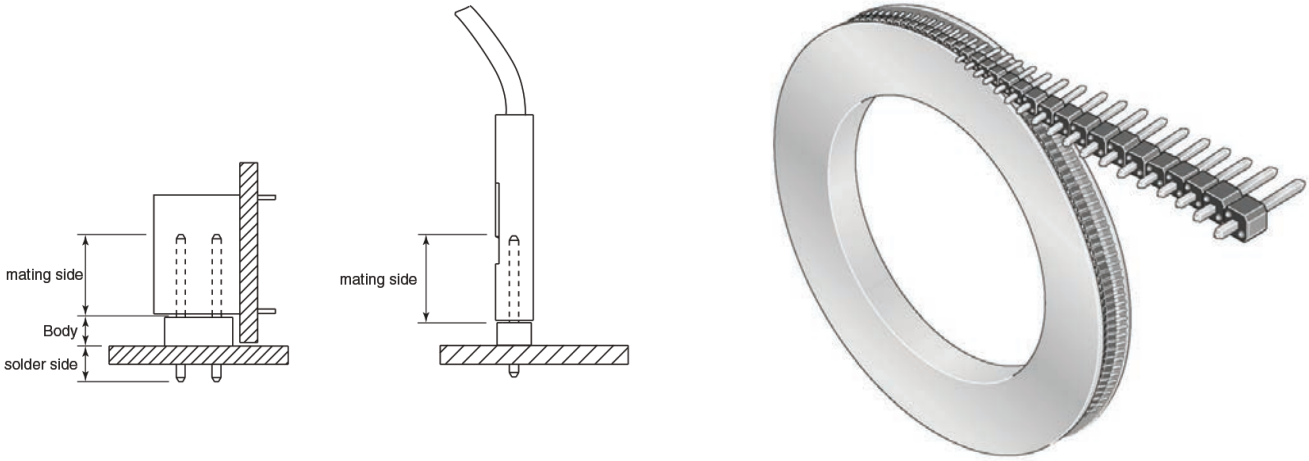


Note: 1. The total combined dimension for mating and solder side may not exceed 27mm  
 2. Standard packaging in bulk  
 3. Special packaging availability upon request

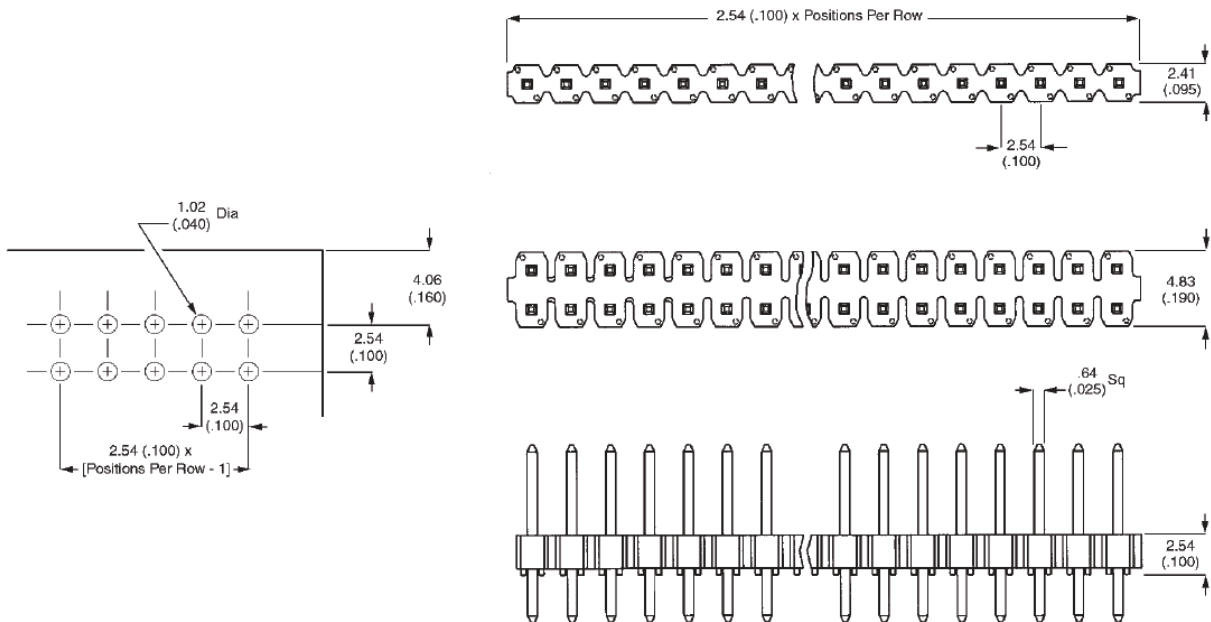


# BERGSTIK® UNSHROUDED CONTINUOUS HEADERS

## APPLICATION



## PRODUCT



### Recommended PCB Layouts

Dimension in mm

## TECHNICAL INFORMATION

### MATERIALS

- Housing: High temperature thermoplastic, Black
- Flammability Rating: UL94V-0
- Pin: Phosphor-bronze
- Plating: Gold or Tin over 1.27µm (50µin.) Nickel

### ELECTRICAL PERFORMANCE

- Current Rating: 3A per contact
- Insulation Resistance: 5000MΩ min
- Dielectric Withstanding Voltage: 1500V

### ENVIRONMENTAL PERFORMANCE

- Operating Temperature: -65°C to +125°C

### MECHANICAL PERFORMANCE

- Retention Force: 9N min.

### SPECIFICATIONS

- File no. E66906
- File no. LR46923
- Product Drawing: 54101/ 54102/ 77311/ 77313
- Product Specification: BUS-12-059

### APPROVALS AND CERTIFICATIONS

- RoHS compatible according to the European Union Directive 2002/95/IEC

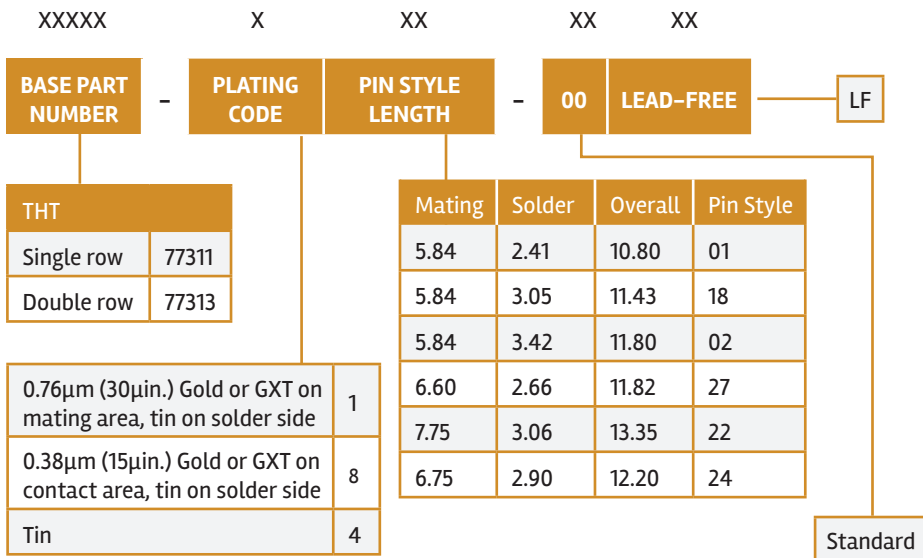
### PACKAGING

- Reel

### PROCESSING INFORMATION


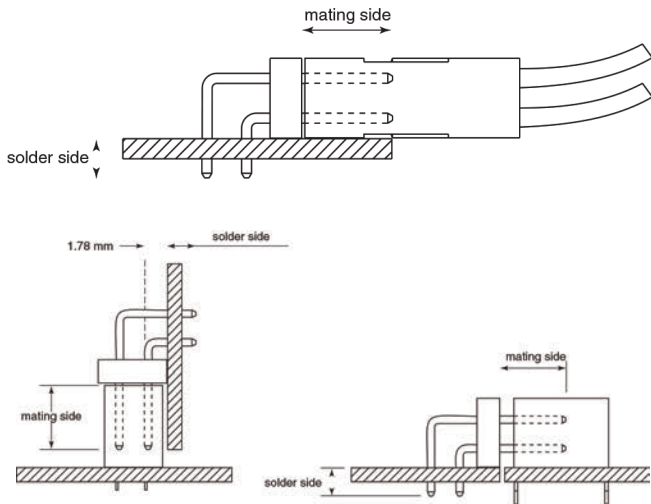
- Compatible with wave, vapor-phase, and IR reflow soldering processes

## PART NUMBER SELECTOR

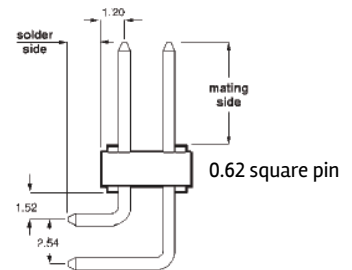
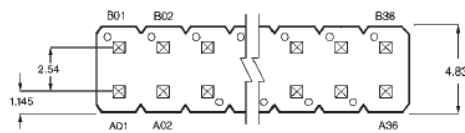
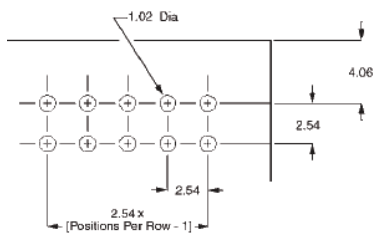
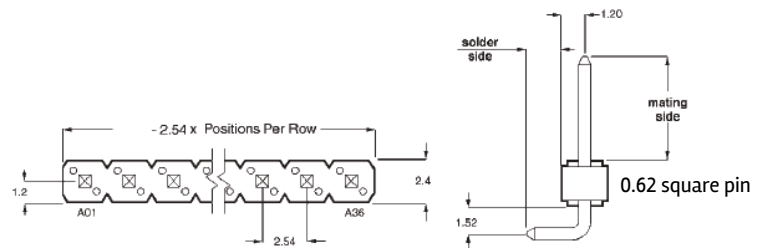


# BERGSTIK® UNSHROUDED RIGHT ANGLE HEADERS STANDARD SIZES

## APPLICATION



## PRODUCT



### Recommended PCB Layouts

Dimension in mm



## TECHNICAL INFORMATION

### MATERIALS

- Housing: High temperature thermoplastic, Black
- Flammability Rating: UL94V-0
- Pin: Phosphor-bronze
- Plating: Gold or Tin over 1.27µm (50µin.) Nickel

### ELECTRICAL PERFORMANCE

- Current Rating: 3A per contact
- Insulation Resistance: 5000MΩ min
- Dielectric Withstanding Voltage: 1500V

### ENVIRONMENTAL PERFORMANCE

- Operating Temperature: -65°C to +125°C

### MECHANICAL PERFORMANCE

- Retention Force: 9 N min.

### SPECIFICATIONS

- File no. E66906
- File no. LR46923
- Product Drawing: 77315/ 77317
- Product Specification: BUS-12-114

### APPROVALS AND CERTIFICATIONS

- RoHS compatible according to the European Union Directive 2002/95/IEC

### PACKAGING

- Bags

### PROCESSING INFORMATION


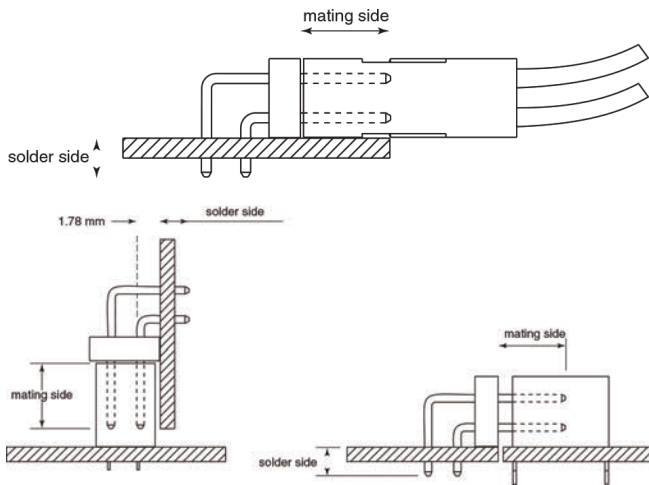
- Compatible with wave, vapor-phase, and IR reflow soldering processes

## PART NUMBER SELECTOR

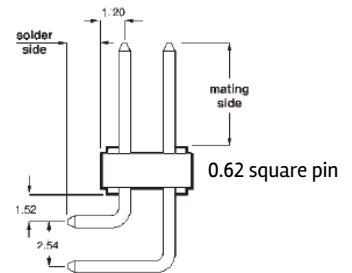
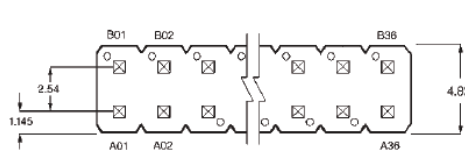
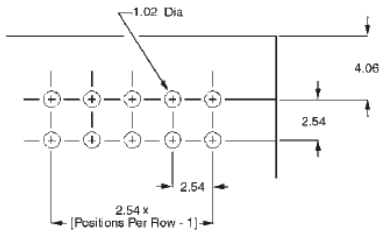
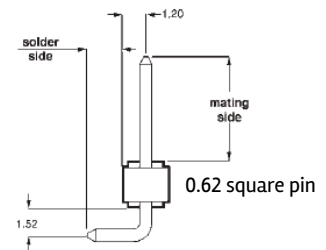
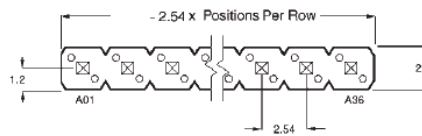


# BERGSTIK® UNSHROUDED RIGHT ANGLE HEADERS SPECIAL SIZES

## APPLICATION



## PRODUCT



### Recommended PCB Layouts

Dimension in mm

## TECHNICAL INFORMATION

### MATERIALS

- Housing: High temperature thermoplastic, Black
- Flammability Rating: UL94V-0
- Pin: Phosphor-bronze
- Plating: Gold or Tin over 1.27µm (50µin.) Nickel

### ELECTRICAL PERFORMANCE

- Current Rating: 3A per contact
- Insulation Resistance: 5000MΩ min
- Dielectric Withstanding Voltage: 1500V

### ENVIRONMENTAL PERFORMANCE

- Operating Temperature: -65°C to +125°C

### MECHANICAL PERFORMANCE

- Retention Force: 9N min.
- Retentive Leg Insertion Force: >44.48N max.
- Retentive Leg Board Retention: 2.22N

### SPECIFICATIONS

- File no. E66906
- File no. LR46923
- Product Drawing: 55101/ 55102/ 68015/ 68020
- Product Specification: BUS-12-114

### APPROVALS AND CERTIFICATIONS

- RoHS compatible according to the European Union Directive 2002/95/IEC

### PACKAGING

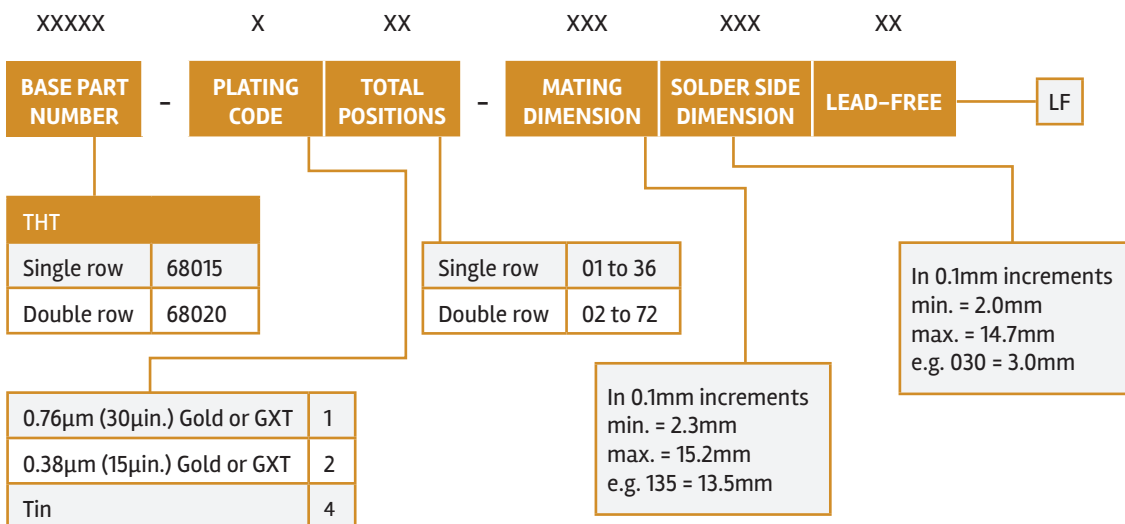
- Bags

### PROCESSING INFORMATION

- Compatible with wave, vapor-phase, and IR reflow soldering processes

## PART NUMBER SELECTOR


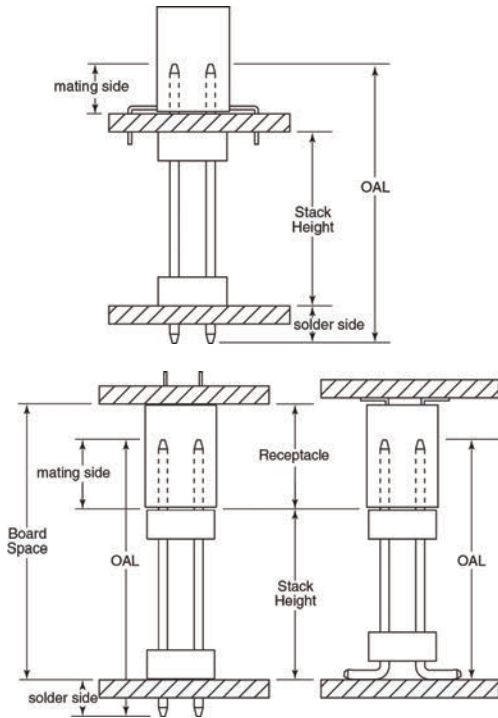
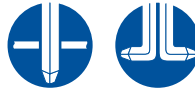
Customize your own part number using custom dimensions (Please allow for initial setup on our system)



Note: 1. Bend dimension 1.52mm only  
2. The total combined dimension for mating and solder side may not exceed 25.5mm

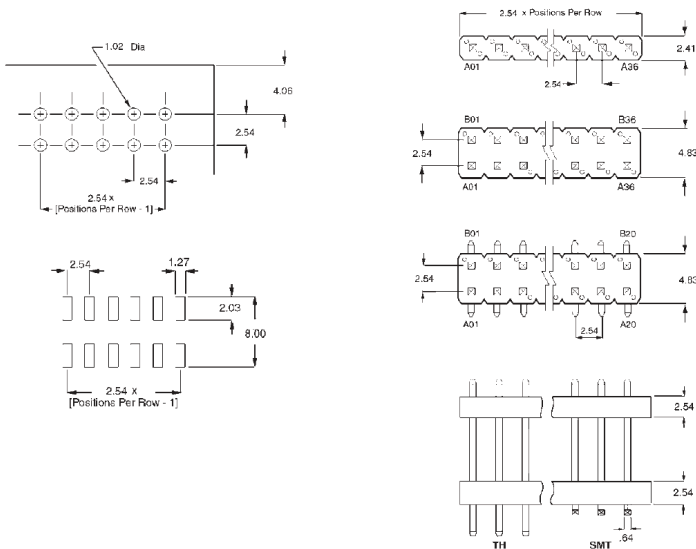
# BERGSTIK® UNSHROUDED STACKING HEADERS

## APPLICATION



Board spacing = stack height of header+ height of the receptacle (See application drawings on next page)

## PRODUCT



### Recommended PCB Layouts

Dimension in mm





[www.fci.com](http://www.fci.com)

For more information, please contact: [communications@fci.com](mailto:communications@fci.com)