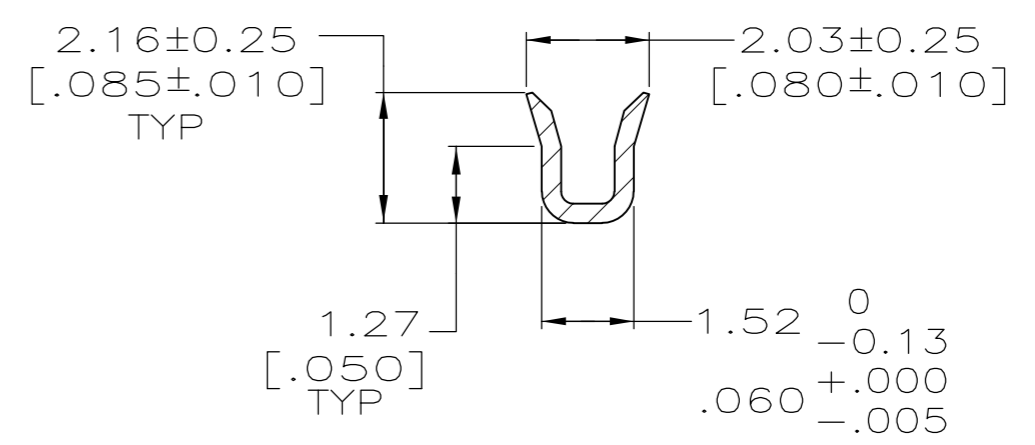
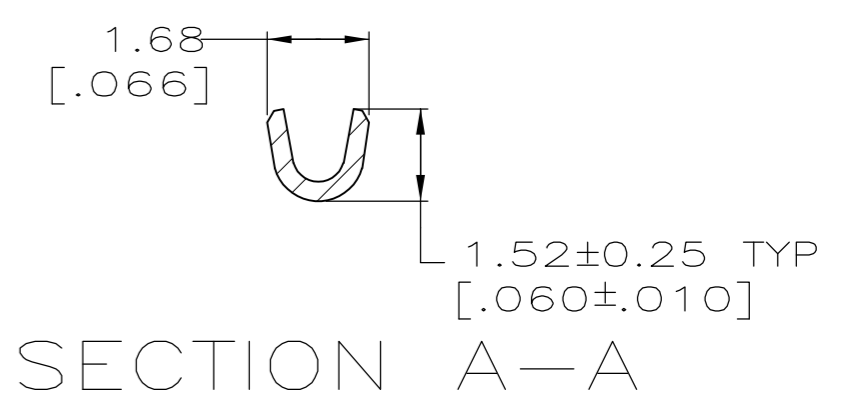
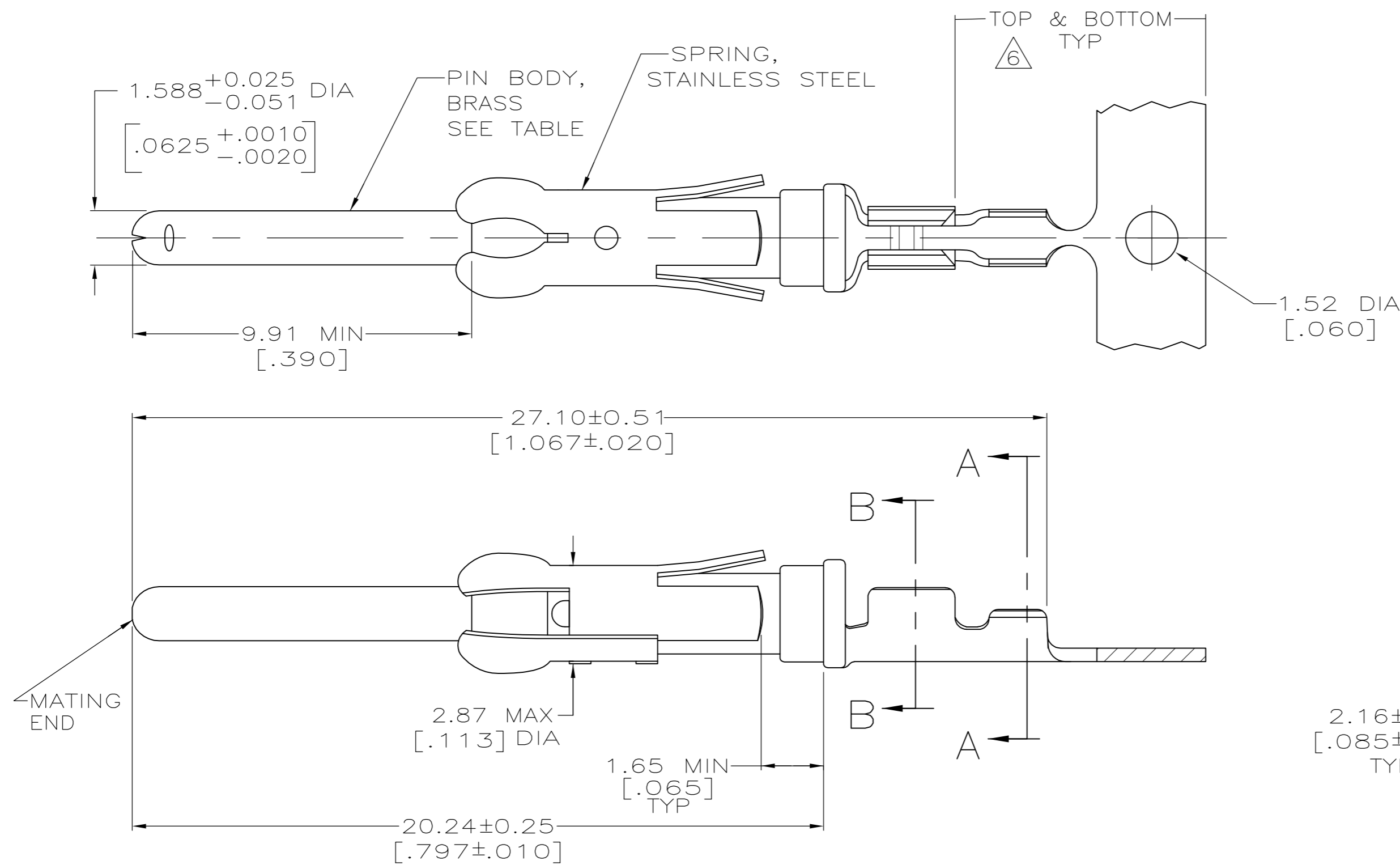


THIS DRAWING IS UNPUBLISHED. RELEASED FOR PUBLICATION
 © COPYRIGHT - By - ALL RIGHTS RESERVED.

LOC	DIST	REVISIONS					
FT	47	P	LTR	DESCRIPTION	DATE	DWN	APVD
		AB		REVISED PER ECO-12-012316	05JUL12	KH	MZ



- 1 REVERSE REELED FOR MINI-APPLICATOR.
- 2 0.76µm [.000030] MIN PRECIOUS METAL PLATE ON MATING END FOR A LENGTH OF 5.08 [.200] MIN WITH 1.27µm [.000050] MIN MATTE TIN PLATE IN WIRE CRIMP AREA, BOTH OVER 1.27µm [.000050] MIN NICKEL PLATE. CONFORMS TO THE REQUIREMENTS OF TYCO ELECTRONICS PRODUCT SPEC 108-10042, BASED ON EIA/ECA-364-1000.01A (CONTROLLED ENVIRONMENT APPLICATIONS).
- 3 0.76µm [.000030] MIN PRECIOUS METAL PLATE ON MATING END FOR A LENGTH OF 5.08 [.200] MIN WITH A UNIFORM GRADIENT TO 0.25µm [.000010] ON REMAINDER, OVER 1.27µm [.000050] MIN NICKEL PLATE. GOLD FLASH ALL OVER. CONFORMS TO THE REQUIREMENTS OF TYCO ELECTRONICS PRODUCT SPEC 108-10042, BASED ON EIA/ECA-364-1000.01A (CONTROLLED ENVIRONMENT APPLICATIONS).
- 4 0.38µm [.000015] MIN GOLD PER MIL-G-45204 ON MATING END FOR A LENGTH OF 5.08 [.200] MIN WITH 1.27µm [.000050] MIN MATTE TIN PLATE IN WIRE CRIMP AREA, BOTH OVER 1.27µm [.000050] MIN NICKEL PER QQ-N-290.
- 5 1.27µm [.000050] MIN GOLD PER MIL-G-45204 ON MATING END FOR A LENGTH OF 5.08 [.200] MIN WITH GOLD FLASH ON THE REMAINDER OVER 1.90µm [.000075] MIN NICKEL PER QQ-N-290.
- 6 GOLD PLATING NEED NOT APPEAR IN THIS AREA.
- 7. WIRE RANGE 26-30 AWG.
- 8. INSULATION RANGE 0.36 [.014]-0.76 [.030] DIA.
- 9 0.38µm [.000015] MIN GOLD PER MIL-G-45204 ON MATING END FOR A LENGTH OF 5.08 [.200] MIN, 1.27µm [.000050] MIN TIN-LEAD PER MIL-T-10727 FOR A LENGTH OF 5.69 [.224] MIN ON OPPOSITE END, BOTH OVER 1.27µm [.000050] MIN NICKEL PER QQ-N-290 ON ENTIRE CONTACT.

OBSOLETE	1	9	-	1-66393-3
OBSOLETE	1	5	-	1-66393-1
	1	2	66406-4	66393-8
	1	4	-	66393-7
OBSOLETE	1	3	66406-1	66393-5
	STANDARD	2	66406-4	66393-4
	STANDARD	4	-	66393-3
	STANDARD	3	66406-1	66393-1
	REELING	PIN BODY FINISH	L.P. REF	PART NO.

THIS DRAWING IS A CONTROLLED DOCUMENT.		DWN	R.SHIREY	7-18-91	 TE Connectivity
DIMENSIONS: mm [INCHES]		CHK	R.STONE	8-15-91	
TOLERANCES UNLESS OTHERWISE SPECIFIED:		APVD	W. PARKER	8-19-91	
0 PLC ± - 1 PLC ± - 2 PLC ± 0.13 [.005] 3 PLC ± - 4 PLC ± - ANGLES ± -		PRODUCT SPEC	-		
MATERIAL SEE CALLOUTS		FINISH	SEE TABLE		NAME
		WEIGHT	-		PIN ASSEMBLY, .062, TYPE III+
		CUSTOMER DRAWING	SCALE	8:1	SHEET
				1 OF 1	REV
				AB	