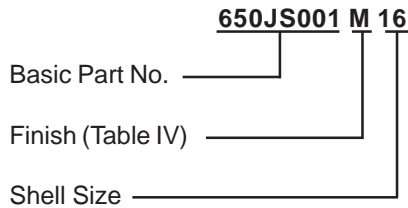


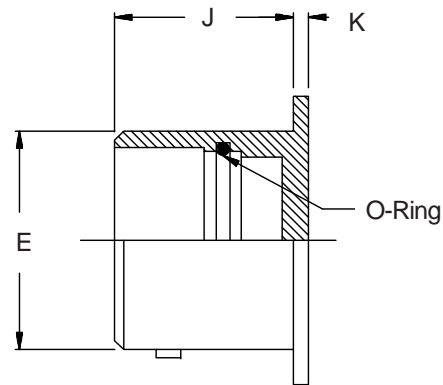
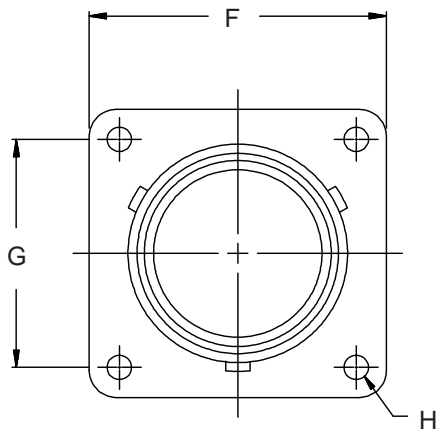
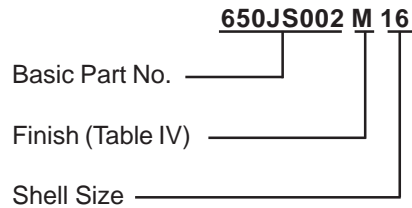
**650JS001 - 650JS002**  
**Dummy Storage Receptacles - Bayonet**  
**MIL-C-81511 Series I, II, III and IV**



**MIL-C-81511 Series I & III**



**MIL-C-81511 Series II & IV**



**TABLE III: DIMENSIONS**

Shell Size	E Dia	F Max	G	H Max	J	K
08	.553 (14.0)	.820 (20.8)	.599 (15.2)	.126 (3.2)	.645 (16.4)	.070 (1.8)
10	.678 (17.2)	.945 (24.0)	.724 (18.4)	.126 (3.2)	.645 (16.4)	.070 (1.8)
14	.928 (23.6)	1.133 (28.8)	.911 (23.1)	.126 (3.2)	.645 (16.4)	.070 (1.8)
16	1.054 (26.8)	1.258 (32.0)	.974 (24.7)	.126 (3.2)	.645 (16.4)	.070 (1.8)
18	1.178 (29.9)	1.351 (34.3)	1.067 (27.1)	.126 (3.2)	.645 (16.4)	.070 (1.8)
20	1.303 (33.1)	1.475 (37.5)	1.161 (29.5)	.126 (3.2)	.645 (16.4)	.070 (1.8)
22	1.428 (36.3)	1.570 (39.9)	1.255 (31.9)	.126 (3.2)	.645 (16.4)	.070 (1.8)
24	1.553 (39.4)	1.711 (43.5)	1.380 (35.1)	.153 (3.9)	.645 (16.4)	.070 (1.8)

**TABLE IV: STANDARD FINISHES**

Glenair Symbol	Military Ref.	Finish
N	1	Cadmium Olive Drab over Nickel
M	2	Electroless nickel

1. For complete dimensions see Military Standard MIL-C-81511/19 and /30.
2. Metric dimensions (mm) are indicated in parentheses.