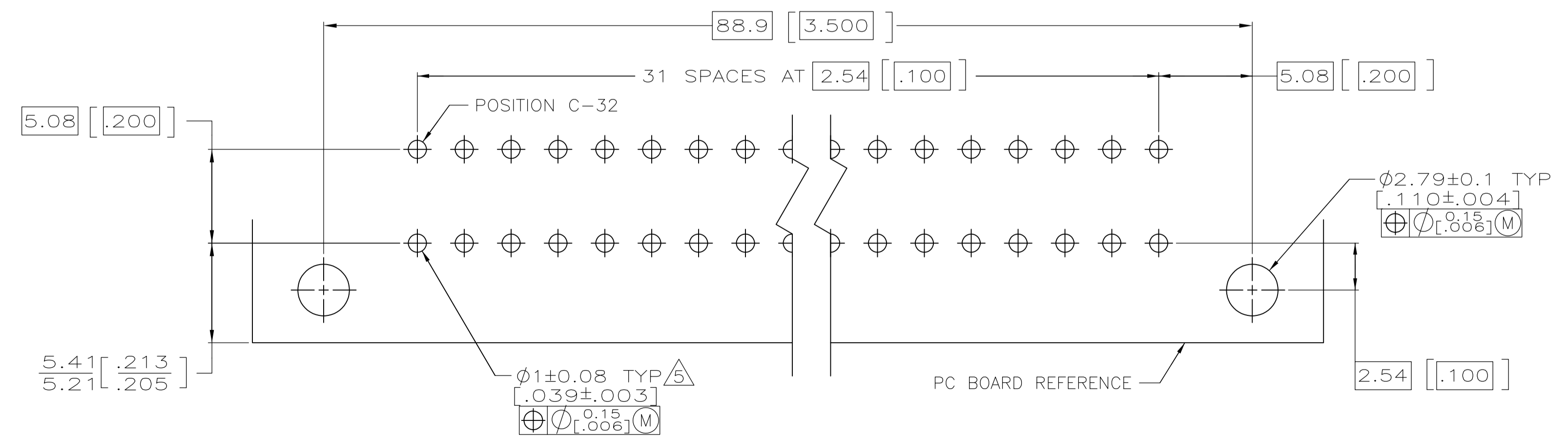
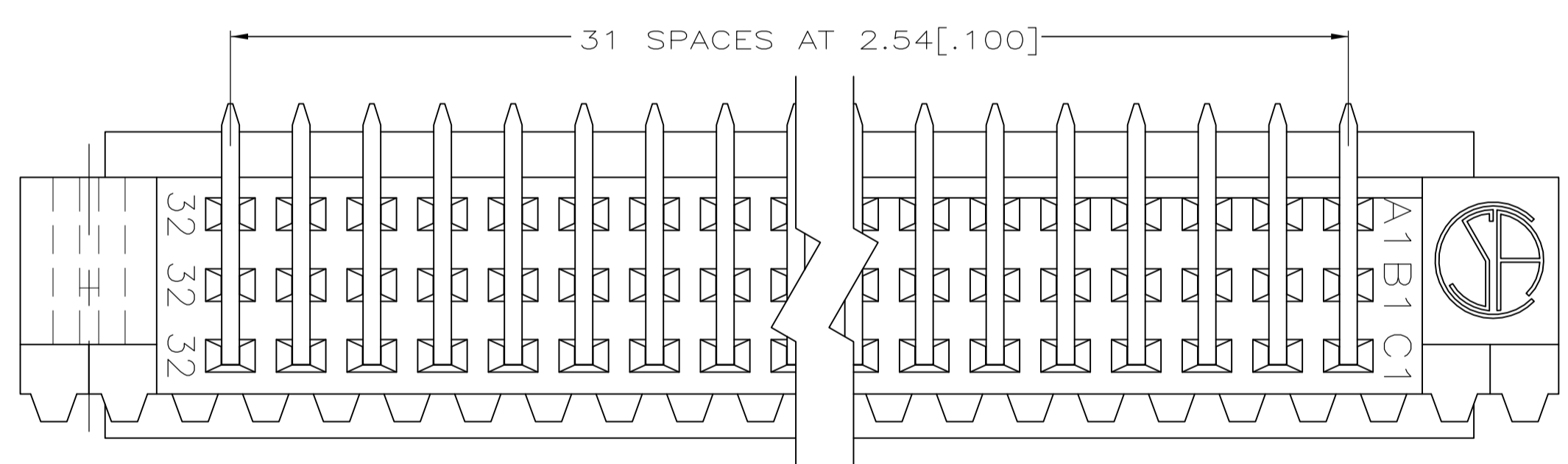
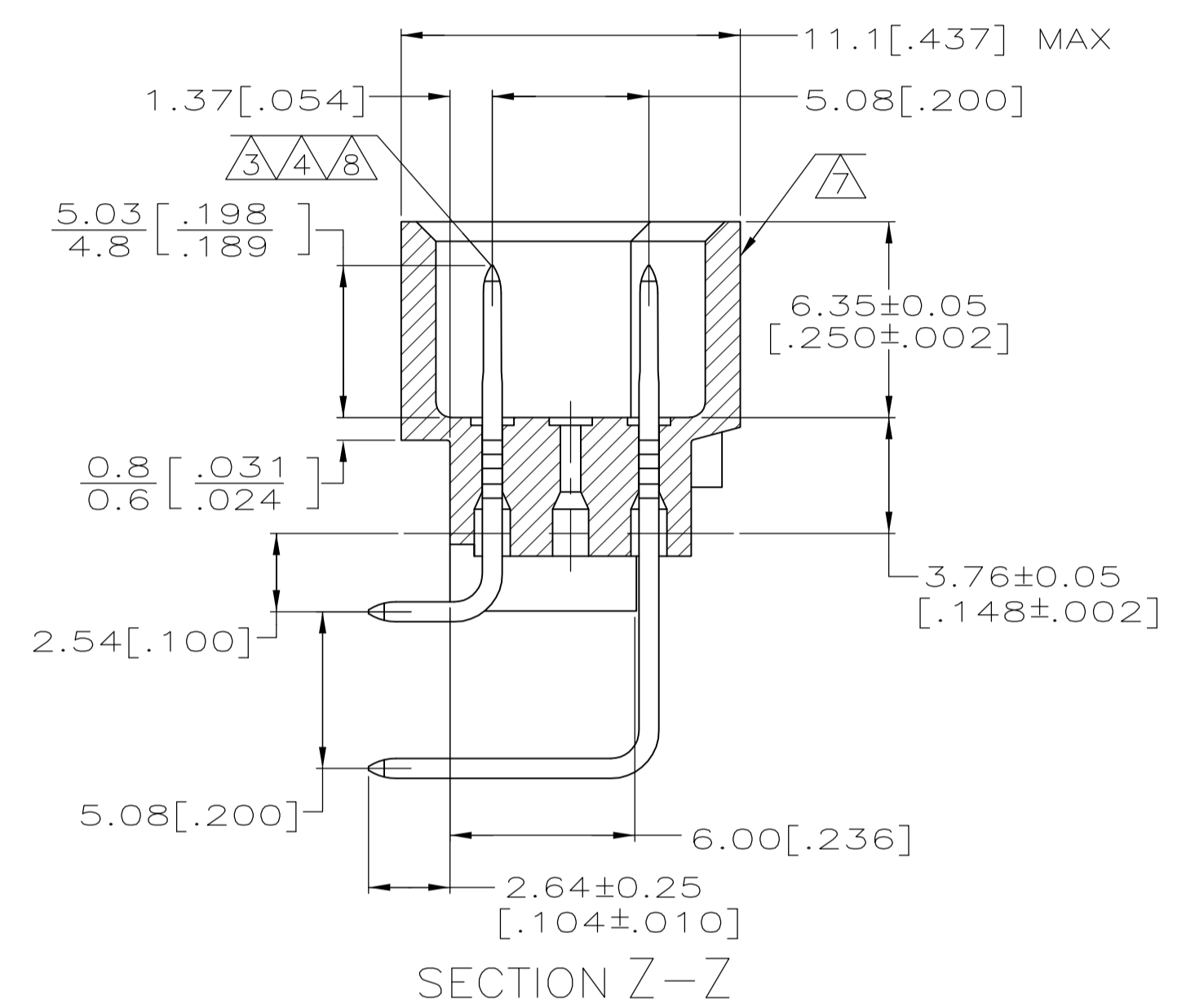
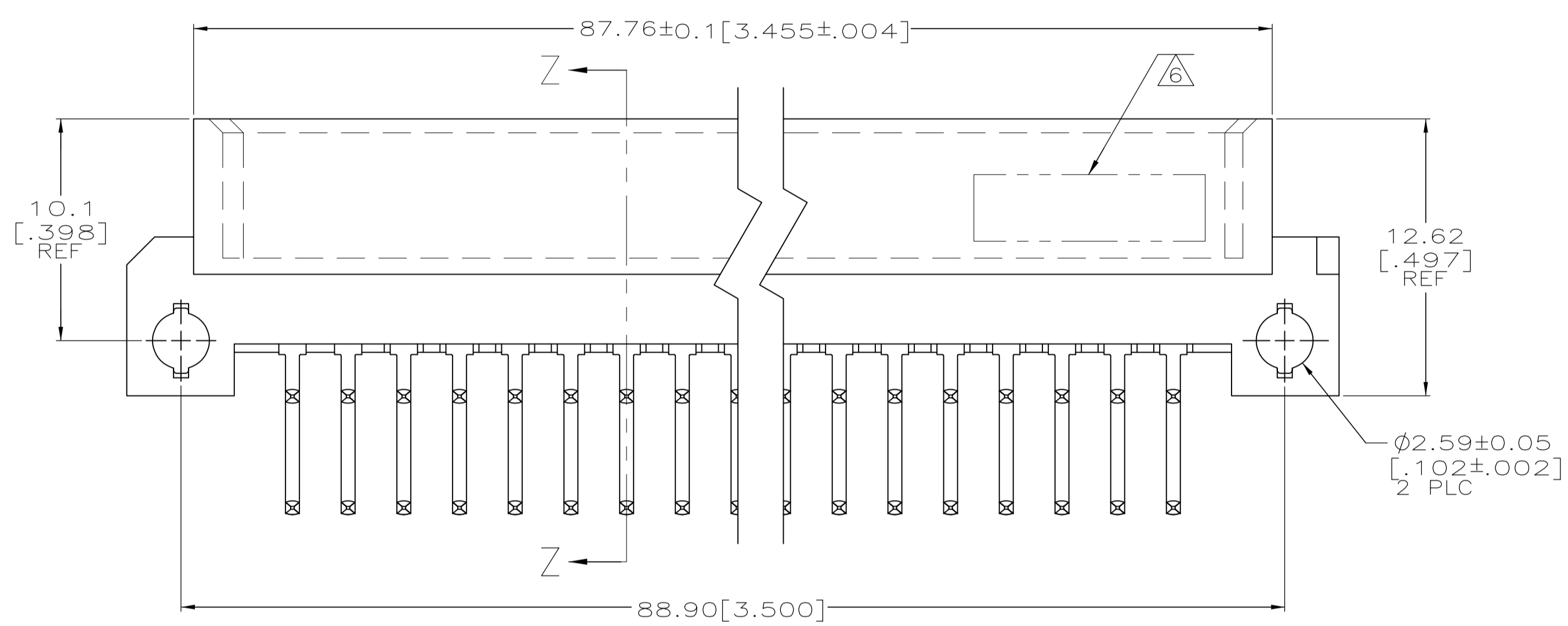
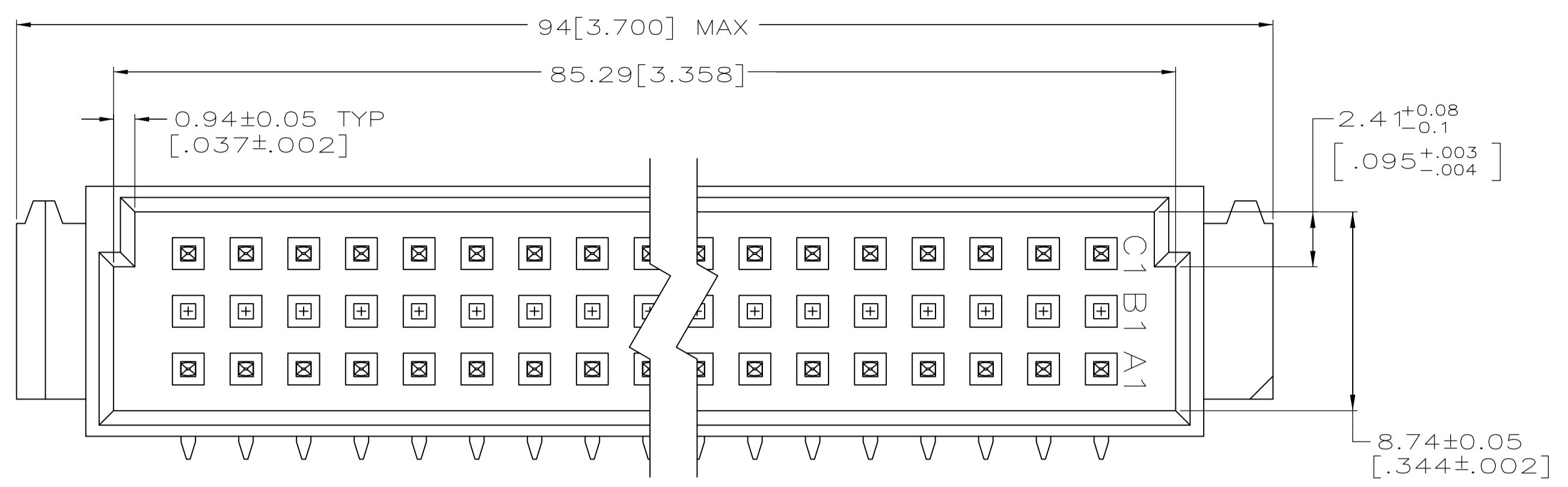


- ① HOUSING MATERIAL: GLASS-FILLED POLYESTER. COLOR: GRAY.
 - ② POST MATERIAL: BRASS.
 - ③ POST FINISH: DIN 41612 CLASS 3 IN CONTACT AREA. TIN-LEAD PLATE ON POSTS.
 - ④ POST FINISH: DIN 41612 CLASS 2 IN CONTACT AREA. TIN-LEAD PLATE ON POSTS.
 - ⑤ RECOMMENDED HOLE SIZE FOR MANUAL APPLICATION OF CONNECTOR ONTO PC BOARD.
 - ⑥ AMP PART NUMBER, DATE CODE MARKED THIS APPROXIMATE AREA. (APPLIES TO 650945-5 AND 650945-9, AND 7-650945-5 ONLY).
 - ⑦ MARKING ON THIS SIDE.
 - ⑧ POST FINISH: DIN 41612 CLASS 2 IN CONTACT AREA. TIN PLATE ON POSTS.
- 6-164032-4, DATE CODE MARKED THIS APPROXIMATE AREA. (APPLIES TO 2-650945-5 ONLY).



PC BOARD LAYOUT

OBSOLETE	⑧	1-32	X	-	X	64	7-650945-5
OBSOLETE	④	1-32	X	-	X	64	2-650945-5
OBSOLETE	③	1-32	X	-	X	64	650945-9
	④	1-32	X	-	X	64	650945-5
NOTES		POSITIONS LOADED				NO. OF LOADED POSITIONS	PART NUMBER
			C	B	A		

THIS DRAWING IS A CONTROLLED DOCUMENT.

DIMENSIONS: mm [INCHES]	TOLERANCES UNLESS OTHERWISE SPECIFIED:	APVD: D.C. RUBENDALL	NAME: PIN ASSEMBLY, EUROCARD, TYPE C
0 PLC ± -	1 PLC ± -	22MAR91	RESTRICTED TO
2 PLC ± -	3 PLC ± 0.13 [.005]	22MAR91	
4 PLC ± -	ANGLES ± -		
MATERIAL: ① ②	FINISH: ③ ④ ⑧	SIZE: A1	WEIGHT: -
		CAGE CODE: 00779	DRAWING NO: 650945
		CUSTOMER DRAWING	SCALE: 5:1

STE TE Connectivity