



Connectors > PCB Connectors > Sliver, SFF-TA-1002 & NPIO Connectors



Product Type: **Connector**

PCB Mount Orientation: **Straddle Mount**

Connector Type: **Card-Edge**

Sliver Family: **SFF-TA-1002**

Industry Standard: **Gen-Z, OCP NIC 3.0**

Features

Product Type Features

Sliver Connectors Product Type	Connector
Sliver Connector Type	Card-Edge
Product Type	Connector
Connector Type	Card-Edge
Shell	Without
Sealable	No
Connector & Contact Terminates To	Printed Circuit Board

Configuration Features

PCB Mount Orientation	Straddle Mount
Number of Positions	140
Number of Rows	2

Contact Features

Contact Mating Area Plating Material	Gold
Contact Underplating Material	Nickel
PCB Contact Termination Area Plating Material	Tin



Contact Base Material	Copper Alloy
Contact Current Rating (Max)	1.1 A
Contact Mating Area Plating Material Thickness	.762 μ m[30 μ in]

Termination Features

Termination Method to Printed Circuit Board	Surface Mount
---	---------------

Mechanical Attachment

Connector Mounting Type	Board Mount
-------------------------	-------------

Housing Features

Centerline (Pitch)	.6 mm[.023 in]
--------------------	----------------

Usage Conditions

Operating Temperature Range	-55 – 85 °C[-67 – 185 °F]
-----------------------------	---------------------------

Operation/Application

Circuit Application	Signal
---------------------	--------

Industry Standards

Industry Standard	Gen-Z, OCP NIC 3.0
-------------------	--------------------

Other

Sliver Family	SFF-TA-1002
---------------	-------------

Product Compliance

[For compliance documentation, visit the product page on TE.com>](#)

EU RoHS Directive 2011/65/EU	Compliant
EU ELV Directive 2000/53/EC	Compliant
China RoHS 2 Directive MIIT Order No 32, 2016	No Restricted Materials Above Threshold
EU REACH Regulation (EC) No. 1907/2006	Current ECHA Candidate List: JUL 2019 (201) Candidate List Declared Against: JAN 2019 (197) Does not contain REACH SVHC
EU REACH Regulation (EC) No. 1907/2006	Current ECHA Candidate List: JUL 2019 (201) Candidate List Declared Against: JAN 2019 (197)
Halogen Content	Low Halogen - Br, Cl, F, I < 900 ppm per homogenous material. Also BFR/CFR/PVC Free

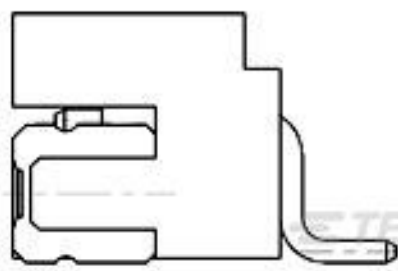
Solder Process Capability

Not reviewed for solder process capability


Product Compliance Disclaimer

This information is provided based on reasonable inquiry of our suppliers and represents our current actual knowledge based on the information they provided. This information is subject to change. The part numbers that TE has identified as EU RoHS compliant have a maximum concentration of 0.1% by weight in homogenous materials for lead, hexavalent chromium, mercury, PBB, PBDE, DBP, BBP, DEHP, DIBP, and 0.01% for cadmium, or qualify for an exemption to these limits as defined in the Annexes of Directive 2011/65/EU (RoHS2). Finished electrical and electronic equipment products will be CE marked as required by Directive 2011/65/EU. Components may not be CE marked. Additionally, the part numbers that TE has identified as EU ELV compliant have a maximum concentration of 0.1% by weight in homogenous materials for lead, hexavalent chromium, and mercury, and 0.01% for cadmium, or qualify for an exemption to these limits as defined in the Annexes of Directive 2000/53/EC (ELV). Regarding the REACH Regulations, TE's information on SVHC in articles for this part number is still based on the European Chemical Agency (ECHA) 'Guidance on requirements for substances in articles' (Version: 2, April 2011), applying the 0.1% weight on weight concentration threshold at the finished product level. TE is aware of the European Court of Justice ruling of September 10th, 2015 also known as O5A (Once An Article Always An Article) stating that, in case of 'complex object', the threshold for a SVHC must be applied to both the product as a whole and simultaneously to each of the articles forming part of its composition. TE has evaluated this ruling based on the new ECHA "Guidance on requirements for substances in articles" (June 2017, version 4.0) and will be updating its statements accordingly.

Customers Also Bought



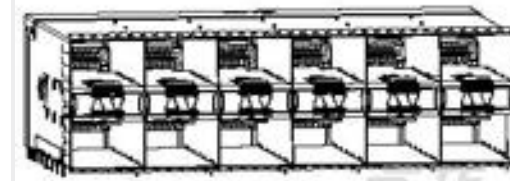
TE Model / Part #1-
1734827-4
2.0 WTB HDR .5 SQ RA
SMT 14P



TE Model / Part #2-
6450832-0
MBXL R/A HEADER 5P+
2LP + 24S



TE Model / Part #2170207-2
1X6 QSFP CAGE
ASSEMBLY THRU BEZEL
WITH




TE Model / Part #2198339-7
zSFP+ STACKED 2X6
RECEPTACLE ASSEMBLY




TE Model / Part #4-
2170754-8
CAGE ASSY, QSFP28 1X1,
GASKET, HS, LP



TE Model / Part #4-
2170769-2
CAGE ASSY, QSFP28, 1X3,
GASKET, HS, LP



TE Model / Part #6-
6123212-0
0.8FH,R13H.5,200,30/Sn,TU



TE Model / Part #6-788796-
8
9P RA HTMSFL 318 RCPT



TE Model / Part #6600383-4
MBXL VERT HDR
4P+32S+4P STR



TE Model / Part #7-534267-
0
12 MODIV VRT DR DE 100
/125

Documents

Product Drawings



ASSY STRADDLE MOUNT 140P 076 SLIVER 2.0

English

CAD Files

[3D PDF](#)

3D

Customer View Model

[ENG_CVM_CVM_6-2340324-4_9.2d_dxf.zip](#)

English

Customer View Model

[ENG_CVM_CVM_6-2340324-4_9.3d_igs.zip](#)

English

Customer View Model

[ENG_CVM_CVM_6-2340324-4_9.3d_stp.zip](#)

English

Product Specifications

[Application Specification](#)

English

Agency Approvals

[UL Report](#)

English