



Dialight

Panel Mount Indicator Selector Guide

Lighting technology

In business since 1938, Dialight continues to pioneer some of the most innovative applications in LED technology since the development of the LED in the early 1970s.

Our LED products for the electronics industry have given engineers better ways to indicate status on all kinds of equipment. Dialight LED traffic signals have saved municipalities millions of dollars in energy costs and maintenance. Our LED signal and marker lights for heavy-duty vehicles often outlast the vehicles themselves.

We put our expertise to work for you by designing the most reliable and cost-effective LED products available. As a vertically integrated supplier, Dialight has the resources to design and produce everything in-house, supported by a global sales and distribution network.

Dialight's panel mount products are used in a broad range of applications, from Avionics displays to vending machines. Some typical examples are:

- Gaming machines
- Lane indication for traffic control
- Golf carts and ATVs
- High-end audio and visual equipment
- Industrial control panels
- Military electronic equipment
- Marine equipment

...and many, many other applications.

So if you're looking for the best and brightest in LEDs, **look no further than Dialight.**

www.dialight.com

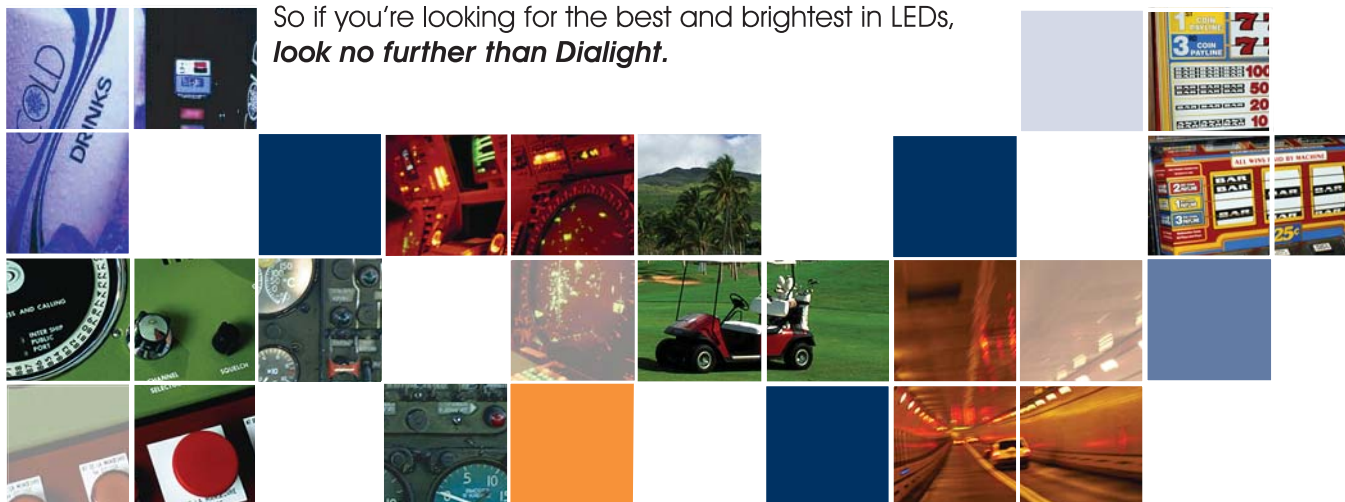


TABLE OF CONTENTS



Page 2 LED Panel Mount Indicators

Incorporating the latest in LED technology, these indicators are designed for commercial and industrial applications, either in or outdoors, some with NEMA 4X / IP 66 rating and UL recognized. Indicators can be mounted into a variety of clearance holes ranging from 0.156" to 1" and are designed to operate from 2 VDC to 230 VAC.



Page 3 Based LED Bulbs

Miniature LED "light bulbs" in most common base styles, designed for OEM applications and replacement of traditional incandescent and neon light sources. Some of the base styles are wedge base, midget flange, bi-pin, BA9s, screw base, bayonet and telephone slide base.



Pages 4 & 5 Relampable Lampholders and Caps

Traditional Dialight indicators are designed to operate with either incandescent or neon light sources and can be mounted in a clearance hole from 0.375" to 1". These indicators allow the user to choose from a variety of lampholders and associated lens caps. Many are UL recognized and meet either water tight or oil tight requirements. Most lamp holders are rated up to 125 VAC. Many lampholders can accept Dialight's based LED bulbs.



Pages 6 & 7 Military Panel Mount Indicators

Indicators ranging from .193" to 1" diameters. Common designations include MIL-DTL-3661C, MIL-L-7806, MIL-L-7961C, LH, LC, MS25041, MS25331. Semi and full blackout styles, Press-to-Test and dimmable.

Pages 8-11 Incandescent Lamp/Based LED Cross Reference Guide

Allows identification of Dialight based LED bulb by industry standard incandescent lamp number or by mounting base style and voltage. *Please contact us if you do not find your bulb type.*

Pages 12 & 13 Military Cross Reference Guide

Identifies Dialight part number by designated military part number. Many units accept Dialight based LED bulbs. *Please contact us if you do not find your designation.*

Page 15 Modification Station

Dialight's expansive line of panel mount indicators is not limited to the products featured in this Selector Guide. Use the form on page 15 as a tool to request a custom or modified indicator from Dialight. Some examples of modifications include different wire lengths and type of wire, specific connector type, different color types and brightness.



LED PANEL MOUNT INDICATORS














LED PANEL MOUNTED INDICATORS

RELAAMPABLE

	Series	Mounting Hole Size	Available Colors	Operating Requirements	Mounting Style (All Front Mounting)	Daylight Viewable	Safety/ Sealing	Termination
	558	0.156"	<ul style="list-style-type: none"> ● Red ● R/G ● Green ● G/Y ● Yellow ● Bi-color ○ White ● Orange ● Blue 	2, 5, 12 VDC	Snap-In			Leads
	559	0.250" (1/4")	<ul style="list-style-type: none"> ● Red ● R/G ● Green ● G/Y ● Yellow ● Bi-color ○ White ● Orange ● Blue 	2, 5, 12 VDC	Snap-In	Yes		Leads
	605	5 mm (0.196")	<ul style="list-style-type: none"> ● Red ● Green ● Yellow 	2 VDC	Nut and Washer			Leads
	606	6 mm (0.236")	<ul style="list-style-type: none"> ● Red ● Green ● Yellow ● G/Y Bi-color 	2, 6, 12 VDC	Nut and Washer			Leads
	607	7 mm (0.276")	<ul style="list-style-type: none"> ● Red ● Green ● Yellow 	2, 6, 12 VDC	Nut and Washer			Solder
	608	8 mm (0.315")	<ul style="list-style-type: none"> ● Red ● Green ● Yellow 	2, 6, 12, 24 VDC	Nut and Washer or Snap-In			Leads or Solder
	609	9 mm (0.354")	<ul style="list-style-type: none"> ● Red ● Green ● Yellow 	6, 12, 24 VDC	Nut and Washer			Solder
	610	10 mm (0.394")	<ul style="list-style-type: none"> ● Red ● Green ● Yellow 	6 VDC	Nut and Washer			Solder
	249	3/8" (0.375")	<ul style="list-style-type: none"> ● Red ● Green ● Yellow ● Blue 	3 - 28 VDC	Nut and Washer		UL-E15584 	Solder
	557	11/16" (0.688")	<ul style="list-style-type: none"> ● Red ● Orange ● Green ● Blue ● Yellow ○ White Assorted Bi-color 	5 - 24 VDC	Nut and Washer	Yes	Watertight MIL-L-3661B	Leads
	556	1"	<ul style="list-style-type: none"> ● Red ● Blue-Green ● Green ● Yellow ○ White ● Orange ● Blue 	12 - 125 VDC 125 - 230 VAC	Nut and Washer	Yes	UL-E156890 NEMA 4X IP 66 	Screw
	507	Cartridge	<ul style="list-style-type: none"> ● Red ● Green ● Yellow ● Blue 	2 - 28 VDC	Use with 508 or 250 holder		UL-E15584 	Solder Blades or Turret on Holder





BASED LED BULBS

	Series	Bulb Size	Base/Bulb Type	Available Colors	Voltage Range	Light Source	Polarity: Polarized is polarity-sensitive. Non-polarized can be connected in either direction.
	586	T1 3/4	Midget Flange	<ul style="list-style-type: none"> ● Red ● Green ● Yellow ○ White ● Blue 	6 - 28 VDC	Single Chip	Polarized
	585	T1 3/4	Midget Flange	<ul style="list-style-type: none"> ● Red ● Green ● Yellow 	6 - 28 VDC	Multi-Chip	Both
	586	T1 3/4	Wedge Base	<ul style="list-style-type: none"> ● Red ● Green ● Yellow ○ White ● Blue 	6 - 28 VDC	Dual Chip	Non-Polarized
	585	T1 3/4	Wedge Base	<ul style="list-style-type: none"> ● Red ● Green ● Yellow 	6 - 28 VDC	Multi-Chip	Both
	586	T1 3/4	Bi-pin	<ul style="list-style-type: none"> ● Red ● Green ● Yellow ○ White ● Blue 	6 - 28 VDC	Single Chip	Non-Polarized
	585	T1 3/4	Bi-pin	<ul style="list-style-type: none"> ● Red ● Green ● Yellow 	6 - 28 VDC	Multi-Chip	Both
	586	T2	Telephone Slide Base	<ul style="list-style-type: none"> ● Red ● Green ● Yellow ○ White ● Blue 	24 VAC/VDC	Single Chip	Non-Polarized
	586	T3 1/4 (BA9s)	Miniature Bayonet	<ul style="list-style-type: none"> ● Red ● Green ● Yellow ○ White ● Blue 	6 - 28 VDC	Single Chip	Both
	586	T3 1/4 (BA9s)	Miniature Bayonet	<ul style="list-style-type: none"> ● Red ● Green ● Yellow ○ White ● Blue 	6 - 28 VDC/ 125 VAC	High Brightness Cluster	Both
	585	T3 1/4 (BA9s)	Miniature Bayonet	<ul style="list-style-type: none"> ● Red ● Green ● Yellow 	6 - 28 VDC/ 125 VAC	Cluster	Both
	586	T3 1/4 (E10)	Miniature Screw	<ul style="list-style-type: none"> ● Red ● Green ● Yellow ○ White ● Blue 	6 - 28 VDC	Single Chip	Non-Polarized
	586	T3 1/4 (T10)	Wedge Base	<ul style="list-style-type: none"> ● Red ● Green ● Yellow ○ White ● Blue 	6 - 28 VDC	Cluster	Non-Polarized
	586	15 mm (BA15s)	Bayonet	<ul style="list-style-type: none"> ● Red ● Green ● Yellow ○ White ● Blue 	6 - 28 VDC	Cluster	Polarized

To determine the correct replacement for your Incandescent bulb, see Dialight's Incandescent Lamp cross reference starting on page 8.

RELAMPABLE LAMPHOLDERS AND CAPS

	Series	Mounting Hole Size	Light Source	Available Colors	Operating Requirements	Termination	Mounting Style	Based LED Bulbs Available
	250 & 508 Holders use 507 Cartridges and 515 Connectors	3/8"	T1 3/4 Neon	<ul style="list-style-type: none"> ● Red ● Yellow ○ White ○ Clear 	105-125 AC/DC	Bi-Pins, Solder, Turret	Front or Rear	
	250 & 508 Holders use 507 Cartridges and 515 Connectors	3/8"	T1 3/4 Incandescent	<ul style="list-style-type: none"> ● R ○ W ● G ○ CL ● Y 	10, 14, 28, 48, 120V	Bi-Pins, Solder, Turret	Front or Rear	
	004 Holder uses 004 Caps and 113 Caps	15/32"	T1 3/4 Midget Flange	<ul style="list-style-type: none"> ● Red ○ Clear 	1.35-28V	Solder or Screw	Front	See X-Ref. Pgs. 8-11
	101 Holder uses 101 Caps, 111 Caps, 140 Caps	15/32"	T1 3/4 Midget Flange	<ul style="list-style-type: none"> ● R ○ W ● G ○ CL ● Y 	1.35-28V	Solder	Front or Rear	See X-Ref. Pgs. 8-11
	812 Holder uses 812 Caps	15/32"	T1 3/4 Midget Flange	<ul style="list-style-type: none"> ● R ○ W ● G ○ CL ● Y 	1.35-28V	Solder	Rear	See X-Ref. Pgs. 8-11
	137 Holder uses 137 Caps	15/32"	T2 Neon Midget Flange	<ul style="list-style-type: none"> ● Red ● Yellow ○ White ○ Clear 	105-125 AC/DC	Solder	Front	
	162 Holder uses 162 Caps	15/32"	T1 3/4 Midget Flange	<ul style="list-style-type: none"> ● R ○ W ● G ○ CL ● Y 	1.35-28V	Solder	Front	See X-Ref. Pgs. 8-11
	177 Holder uses 177 Caps	15/32"	T1 3/4 Midget Flange	<ul style="list-style-type: none"> ● R ○ W ● G ○ CL ● Y 	1.35-28V	Solder	Front	See X-Ref. Pgs. 8-11
	270 Holder uses 270 Caps; 271 Holder uses 271 Caps	15/32"	T1 3/4 Midget Flange Incandescent	<ul style="list-style-type: none"> ● Red ● Green ● Yellow ○ Clear 	1.35-28V	Solder or Screw	Front	
	021 Series	11/16"	T3 1/4 Miniature Bayonet (BA9s)	<ul style="list-style-type: none"> ○ Clear 	2-120V	Solder or Screw	Front	










Most of the Series below require a: 1) Lampholder 2) Lens cap (color and shape dependent) 3) LED based bulb (voltage and color dependent) separately for a complete assembly.

RELAMPABLE LAMPHOLDERS AND CAPS


	Series	Mounting Hole Size	Light Source	Available Colors	Operating Requirements	Termination	Mounting Style	Based LED Bulbs Available
	081 Holder uses 081 Caps, 052 Caps, 095 Caps, 135 Caps	11/16"	T3 1/4 Miniature Neon Bayonet	● Red ● Yellow ○ White ⊘ Clear	105-125 AC/DC	Solder or Screw	Front	See X-Ref. Pgs. 8-11
	125 Holder uses 125 Caps	11/16"	T3 1/4 Miniature Bayonet (BA9s)	● R ○ W ● G ⊘ CL ● Y	2-120V	Solder or Screw	Front	See X-Ref. Pgs. 8-11
	125 Holder uses 125 Caps	11/16"	T3 1/4 Miniature Neon Bayonet	● Red ● Yellow ○ White ⊘ Clear	105-125 AC/DC	Solder, Screw, Quick-Connect	Front	See X-Ref. Pgs. 8-11
	123 Holder uses 123 Caps	11/16"	T3 1/4 Miniature Bayonet (BA9s)	● R ○ W ● G ⊘ CL ● Y	2-120V	Solder or Screw	Front	See X-Ref. Pgs. 8-11
	095 Holder uses 095 Caps, 135 Caps	11/16"	T3 1/4 Miniature Bayonet (BA9s)	● R ○ W ● G ⊘ CL ● Y	2-120V	Solder, Screw, Quick-Connect	Front	See X-Ref. Pgs. 8-11
	031 Holder uses 031 Caps	1"	S-6 Candelabra Screw Incandescent	● R ○ W ● G ⊘ CL ● Y	6-250V	Screw	Front	
	051 Holder uses 051 Caps	1"	T3 1/4 Miniature Bayonet (BA9s)	● R ○ W ● G ⊘ CL ● Y	2-120V	Solder or Screw	Front	See X-Ref. Pgs. 8-11
	080 Holder uses 080 Caps, 051 Caps	1"	S-6 Candelabra Screw Incandescent	● R ○ W ● G ⊘ CL ● Y	6-250V	Solder or Screw	Front	
	103 Holder uses 103 Caps	1"	S-6 Candelabra Screw Incandescent	● R ○ W ● G ⊘ CL ● Y	6-250V	Solder or Screw	Front	
	103 Holder uses 103 Caps	1"	S-6 Double Contact Bayonet Incandescent	● R ○ W ● G ⊘ CL ● Y	24-250V	Solder or Screw	Front	

For a complete assembly, most of the products listed below require the purchase of a LED based bulb (voltage and color dependent).

MILITARY PANEL MOUNT INDICATORS

Series	Military Designation	Mounting Hole Size	Light Source	Available Colors	Operating Requirements	Termination	Mounting Style	Relampable	Features	
LHC = lampholder with cap • LH = lampholder only • LC = lens cap only • All indicators meet or exceed Military specifications • All lamps are daylight viewable										
	252	LHC82/1 (MS25446)	0.193"	Non-Relampable Incandescent	<ul style="list-style-type: none"> ● R ○ W ● G ○ Cl ● Y ● B 	5VDC	Leads	Nut and Washer		
	359	LH73/1, LC11	15/32"	T1 3/4 Midget	<ul style="list-style-type: none"> ● Red ● Green ● Yellow 	2.7-28V	Solder Tabs	Nut and Washer	Yes	
	360	LH73/1, LC11, LC12, LC29	15/32"	T1 3/4 Midget	<ul style="list-style-type: none"> ● Red ● Green ● Yellow 	2.7-28V	Solder Tabs	Nut and Washer	Yes	
	361	LH74/1, LC13	15/32"	T2 C7A Neon	<ul style="list-style-type: none"> ● Red ● Yellow ○ Clear 	120 VAC/DC	Solder Tabs	Nut and Washer	Yes	
	363	LH73/2, LC25	15/32"	T1 3/4 Midget	<ul style="list-style-type: none"> ● Red ● Green ● Yellow 	2.7-28V	Solder Tabs	Nut and Washer	Yes	
	367	LH89/1, LC35	15/32"	T1 3/4 Midget	<ul style="list-style-type: none"> ● Red ● Green ● Yellow 	2.7-28V	Solder Tabs	Nut and Washer	Yes	Oiltight
	368/ 369	LH89/1, LC35, LC36, LC37	15/32"	T1 3/4 Midget	<ul style="list-style-type: none"> ● Red ● Green ● Yellow 	2.7-28V	Solder Tabs	Nut and Washer	Yes	Oiltight
	800	MS25041	15/32"	T1 3/4 Midget	<ul style="list-style-type: none"> ● Red ● Green ● Yellow 	2.7-28V	Solder Tabs	Nut and Washer	Yes	Press-to-Test
	801	MS25041	15/32"	T1 3/4 Midget	<ul style="list-style-type: none"> ● Red ● Green ● Yellow 	2.7-28V	Solder Tabs	Nut and Washer	Yes	Press-to-Test Dimmable

MILITARY PANEL MOUNT INDICATORS

Series	Military Designation	Mounting Hole Size	Light Source	Available Colors	Operating Requirements	Termination	Mounting Style	Relampable	Features	
	803	MS25331	5/8"	T3 1/4 Miniature Bayonet (BA9s)	<ul style="list-style-type: none"> ● Red ● Green ● Yellow ○ Clear ● Blue 	2.7-28V	Nut and Washer	Solder Tabs	Yes	Press-to-test
	804	MS25331	5/8"	T3 1/4 Miniature Bayonet	<ul style="list-style-type: none"> ● Red ● Green ● Yellow ○ Clear ● Blue 	2.7-28V	Nut and Washer	Solder Tabs	Yes	Press-to-test Dimmable
	373	LH76/1, LH76/2 LH76/3, LC14	11/16"	T3 1/4 Neon T3 1/4 Miniature Bayonet (BA9s)	<ul style="list-style-type: none"> ● Red ● Green ● Yellow ○ White ○ Clear ● Blue 	2-120V	Nut and Washer	Solder Tabs	Yes	Watertight Lens available for semi and blackout
	375	LH76/1, LH76/2 LH76/3, LC17	11/16"	T3 1/4 Neon T3 1/4 Miniature Bayonet (BA9s)	<ul style="list-style-type: none"> ● Red ● Green ● Yellow ○ White ○ Clear ● Blue 	2-120V	Nut and Washer	Solder Tabs	Yes	Watertight Lens available for semi and blackout
	376	LH76/1, LH76/2 LH76/3, LC14, LC17, LC18	11/16"	T3 1/4 Neon T3 1/4 Miniature Bayonet (BA9s)	<ul style="list-style-type: none"> ● Red ● Green ● Yellow ○ White ○ Clear ● Blue 	2-120V	Nut and Washer	Solder Tabs	Yes	Watertight Lens available for semi and blackout
	378	LH79/1, LC21	1"	G-6 Double Contact Bayonet	<ul style="list-style-type: none"> ● Red ● Green ● Yellow ○ White ○ Clear ● Blue 	6-32V	Nut and Washer	Solder Tabs	Yes	Lens available for semi and blackout
	379	LH79/1, LC22	1"	G-6 Double Contact Bayonet	<ul style="list-style-type: none"> ● Red ● Green ● Yellow ○ White ○ Clear ● Blue 	6-32V	Nut and Washer	Solder Tabs	Yes	Lens available for semi and blackout
	380/ 381	LH80/1, LC24	1"	S-6 Double Contact Bayonet	<ul style="list-style-type: none"> ● Red ● Green ● Yellow ○ White ○ Clear ● Blue 	24-250V	Nut and Washer	Solder Tabs	Yes	Lens available for semi and blackout

LHC = lampholder with cap • LH = lampholder only • LC = lens cap only • All indicators meet or exceed Military specifications • All lamps are daylight viewable

INCANDESCENT LAMP/BASED LED CROSS REFERENCE GUIDE

Incandescent Lamp #	Size	Base Style	Operating Voltage (VDC)	Configuration	Dialight Based LED Part Number				
					Red	Green	Yellow	Blue	White
16	T1 3/4	Wedge Base	6	Non-Polarized	586-1201-201	586-1202-201	586-1203-201	586-1205-201	586-1206-201
17	T1 3/4	Wedge Base	28	Non-Polarized	586-1201-205	586-1202-205	586-1203-205	586-1205-205	586-1206-205
18	T1 3/4	Wedge Base	14	Non-Polarized	586-1201-203	586-1202-203	586-1203-203	586-1205-203	586-1206-203
24	T2	Telephone Slide (Type 3)	24	Non-Polarized	586-3501-204	586-3502-204	586-3503-204	586-3505-204	586-3506-204
37	T1 3/4	Wedge Base	14	Non-Polarized	586-1201-203	586-1202-203	586-1203-203	586-1205-203	586-1206-203
40, 46	T3 1/4	Miniature Screw	6	Non-Polarized	586-2701-201	586-2702-201	586-2703-201	586-2705-201	586-2706-201
44, 47	T3 1/4	Miniature Bayonet (BA9s)	6	Non-Polarized					
				High Brightness	586-6401-201	586-6402-201	586-6403-201	586-6405-201	586-6406-201
				Non-Polarized	586-2401-201	586-2402-201	586-2403-201	586-2405-201	586-2406-201
52	T3 1/4	Miniature Screw	14	Non-Polarized	586-2701-203	586-2702-203	586-2703-203	586-2705-203	586-2706-203
56	T1 3/4	Wedge Base	6	Non-Polarized	586-1201-201	586-1202-201	586-1203-201	586-1205-201	586-1206-201
67	G-6	Single Contact Bayonet (BA15s)	14	Polarized	586-4601-103	586-4602-103	586-4603-103	586-4605-103	586-4606-103
70, 73, 74	T1 3/4	Wedge Base	14	Non-Polarized	586-1201-203	586-1202-203	586-1203-203	586-1205-203	586-1206-203
79, 84	T1 3/4	Wedge Base	6	Non-Polarized	586-1201-201	586-1202-201	586-1203-201	586-1205-201	586-1206-201
85	T1 3/4	Wedge Base	28	Non-Polarized	586-1201-205	586-1202-205	586-1203-205	586-1205-205	586-1206-205
86	T1 3/4	Wedge Base	6	Non-Polarized	586-1201-201	586-1202-201	586-1203-201	586-1205-201	586-1206-201
93, 97, 98, 105	G-6/S-8	Single Contact Bayonet (BA15s)	14	Polarized	586-4601-103	586-4602-103	586-4603-103	586-4605-103	586-4606-103
124	T3 1/4	Wedge Base	14	Non-Polarized	586-2201-203	586-2202-203	586-2203-203	586-2205-203	586-2206-203
152	T3 1/4	Wedge Base	28	Non-Polarized	586-2201-205	586-2202-205	586-2203-205	586-2205-205	586-2206-205
158, 161, 168	T3 1/4	Wedge Base	14	Non-Polarized	586-2201-203	586-2202-203	586-2203-203	586-2205-203	586-2206-203
159	T3 1/4	Wedge Base	6	Non-Polarized	586-2201-201	586-2202-201	586-2203-201	586-2205-201	586-2206-201
181	T3 1/4	Miniature Bayonet (BA9s)	14	Non-Polarized					
				High Brightness	586-6401-203	586-6402-203	586-6403-203	586-6405-203	586-6406-203
				Non-Polarized	586-2401-203	586-2402-203	586-2403-203	586-2405-203	586-2406-203
184, 193, 194	T3 1/4	Wedge Base	14	Non-Polarized	586-2201-203	586-2202-203	586-2203-203	586-2205-203	586-2206-203
199	S-8	Single Contact Bayonet (BA15s)	14	Polarized	586-4601-103	586-4602-103	586-4603-103	586-4605-103	586-4606-103

Additional products are available. Contact factory for details.



INCANDESCENT LAMP/BASED LED CROSS REFERENCE GUIDE

Incandescent Lamp #	Size	Base Style	Operating Voltage (VDC)	Configuration	Dialight Based LED Part Number				
					Red	Green	Yellow	Blue	White
216	T3 ¼	Miniature Bayonet (BA9s)	14	Non-Polarized	586-6401-203	586-6402-203	586-6403-203	586-6405-203	586-6406-203
				High Brightness	586-2401-203	586-2402-203	586-2403-203	586-2405-203	586-2406-203
259	T3 ¼	Wedge Base	6	Non-Polarized	586-2201-201	586-2202-201	586-2203-201	586-2205-201	586-2206-201
303, 305, 307, 315	G-6	Single Contact Bayonet (BA15s)	28	Polarized	586-4601-105	586-4602-105	586-4603-105	586-4605-105	586-4606-105
313	T3 ¼	Miniature Bayonet (BA9s)	28	Non-Polarized	586-6401-205	586-6402-205	586-6403-205	586-6405-205	586-6406-205
				High Brightness	586-2401-205	586-2402-205	586-2403-205	586-2405-205	586-2406-205
327	T1 ¾	Midget Flange	28	Polarized	586-1101-105	586-1102-105	586-1103-105	586-1105-105	586-1106-105
328	T1 ¾	Midget Flange	6	Polarized	586-1101-101	586-1102-101	586-1103-101	586-1105-101	586-1106-101
330	T1 ¾	Midget Flange	14	Polarized	586-1101-103	586-1102-103	586-1103-103	586-1105-103	586-1106-103
345, 349, 350	T1 ¾	Midget Flange	6	Polarized	586-1101-101	586-1102-101	586-1103-101	586-1105-101	586-1106-101
376	T1 ¾	Midget Flange	28	Polarized	586-1101-105	586-1102-105	586-1103-105	586-1105-105	586-1106-105
377, 380, 381	T1 ¾	Midget Flange	6	Polarized	586-1101-101	586-1102-101	586-1103-101	586-1105-101	586-1106-101
382	T1 ¾	Midget Flange	14	Polarized	586-1101-103	586-1102-103	586-1103-103	586-1105-103	586-1106-103
385, 387	T1 ¾	Midget Flange	28	Polarized	586-1101-105	586-1102-105	586-1103-105	586-1105-105	586-1106-105
394	T1 ¾	Midget Flange	14	Polarized	586-1101-103	586-1102-103	586-1103-103	586-1105-103	586-1106-103
400, 464, 585, 655, 656, 657, 658	T3 ¼	Wedge Base	28	Non-Polarized	586-2201-205	586-2202-205	586-2203-205	586-2205-205	586-2206-205
444, 447	T3 ¼	Wedge Base	6	Non-Polarized	586-2201-201	586-2202-201	586-2203-201	586-2205-201	586-2206-201
502, 555	T3 ¼	Miniature Screw	6	Non-Polarized	586-2701-201	586-2702-201	586-2703-201	586-2705-201	586-2706-201
623	G-6	Single Contact Bayonet (BA15s)	28	Polarized	586-4601-105	586-4602-105	586-4603-105	586-4605-105	586-4606-105
631	G-6	Single Contact Bayonet (BA15s)	14	Polarized	586-4601-103	586-4602-103	586-4603-103	586-4605-103	586-4606-103
755	T3 ¼	Miniature Bayonet (BA9s)	6	Non-Polarized	586-6401-201	586-6402-201	586-6403-201	586-6405-201	586-6406-201
				High Brightness	586-2401-201	586-2402-201	586-2403-201	586-2405-201	586-2406-201
756	T3 ¼	Miniature Bayonet (BA9s)	14	Non-Polarized	586-6401-203	586-6402-203	586-6403-203	586-6405-203	586-6406-203
				High Brightness	586-2401-203	586-2402-203	586-2403-203	586-2405-203	586-2406-203
757	T3 ¼	Miniature Bayonet (BA9s)	28	Non-Polarized	586-6401-205	586-6402-205	586-6403-205	586-6405-205	586-6406-205
				High Brightness	586-2401-205	586-2402-205	586-2403-205	586-2405-205	586-2406-205
1003, 1093, 1095, 1141, 1155, 1156, 1159	B-6/ S-8	Single Contact Bayonet (BA15s)	14	Polarized	586-4601-103	586-4602-103	586-4603-103	586-4605-103	586-4606-103

Additional products are available. Contact factory for details.

INCANDESCENT LAMP/BASED LED CROSS REFERENCE GUIDE

Incandescent Lamp #	Size	Base Style	Operating Voltage (VDC)	Configuration	Dialight Based LED Part Number				
					Red	Green	Yellow	Blue	White
1203, 1251	S-8	Single Contact Bayonet (BA15s)	28	Polarized	586-4601-105	586-4602-105	586-4603-105	586-4605-105	586-4606-105
1295	S-8	Single Contact Bayonet (BA15s)	14	Polarized	586-4601-103	586-4602-103	586-4603-103	586-4605-103	586-4606-103
1308	B-6	Single Contact Bayonet (BA15s)	28	Polarized	586-4601-105	586-4602-105	586-4603-105	586-4605-105	586-4606-105
1446, 1481, 1487	T3 ¼	Miniature Screw	14	Non-Polarized	586-2701-203	586-2702-203	586-2703-203	586-2705-203	586-2706-203
1488	T3 ¼	Miniature Bayonet (BA9s)	14	Non-Polarized					
				High Brightness	586-6401-203	586-6402-203	586-6403-203	586-6405-203	586-6406-203
				Non-Polarized	586-2401-203	586-2402-203	586-2403-203	586-2405-203	586-2406-203
1591, 1665, 1683, 1691	S-8	Single Contact Bayonet (BA15s)	28	Polarized	586-4601-105	586-4602-105	586-4603-105	586-4605-105	586-4606-105
1813, 1815	T3 ¼	Miniature Bayonet (BA9s)	14	Non-Polarized					
				High Brightness	586-6401-203	586-6402-203	586-6403-203	586-6405-203	586-6406-203
				Non-Polarized	586-2401-203	586-2402-203	586-2403-203	586-2405-203	586-2406-203
1819, 1820	T3 ¼	Miniature Bayonet (BA9s)	28	Non-Polarized					
				High Brightness	586-6401-205	586-6402-205	586-6403-205	586-6405-205	586-6406-205
				Non-Polarized	586-2401-205	586-2402-205	586-2403-205	586-2405-205	586-2406-205
1821	T3 ¼	Miniature Screw	28	Non-Polarized	586-2701-205	586-2702-205	586-2703-205	586-2705-205	586-2706-205
1829, 1843	T3 ¼	Miniature Bayonet (BA9s)	28	Non-Polarized					
				High Brightness	586-6401-205	586-6402-205	586-6403-205	586-6405-205	586-6406-205
				Non-Polarized	586-2401-205	586-2402-205	586-2403-205	586-2405-205	586-2406-205
1847, 1850, 1866	T3 ¼	Miniature Bayonet (BA9s)	6	Non-Polarized					
				High Brightness	586-6401-201	586-6402-201	586-6403-201	586-6405-201	586-6406-201
				Non-Polarized	586-2401-201	586-2402-201	586-2403-201	586-2405-201	586-2406-201
1864, 1873	T3 ¼	Miniature Bayonet (BA9s)	28	Non-Polarized					
				High Brightness	586-6401-205	586-6402-205	586-6403-205	586-6405-205	586-6406-205
				Non-Polarized	586-2401-205	586-2402-205	586-2403-205	586-2405-205	586-2406-205
1889, 1891, 1892, 1893, 1894, 1895, 1898	T3 ¼	Miniature Bayonet (BA9s)	14	Non-Polarized					
				High Brightness	586-6401-203	586-6402-203	586-6403-203	586-6405-203	586-6406-203
				Non-Polarized	586-2401-203	586-2402-203	586-2403-203	586-2405-203	586-2406-203
2232, 2233	S-8	Single Contact Bayonet (BA15s)	28	Polarized	586-4601-105	586-4602-105	586-4603-105	586-4605-105	586-4606-105
2306	T1 ¾	Bi-Pin	6	Polarized	586-1301-101	586-1302-101	586-1303-101	586-1305-101	586-1306-101
2312, 2314	T1 ¾	Bi-Pin	28	Polarized	586-1301-105	586-1302-105	586-1303-105	586-1305-105	586-1306-105
2323	T1 ¾	Bi-Pin	6	Polarized	586-1301-101	586-1302-101	586-1303-101	586-1305-101	586-1306-101
2324, 2325	T1 ¾	Bi-Pin	28	Polarized	586-1301-105	586-1302-105	586-1303-105	586-1305-105	586-1306-105

Additional products are available. Contact factory for details.



INCANDESCENT LAMP/BASED LED CROSS REFERENCE GUIDE

Incandescent Lamp #	Size	Base Style	Operating Voltage (VDC)	Configuration	Dialight Based LED Part Number				
					Red	Green	Yellow	Blue	White
2329	T1 ¾	Bi-Pin	28	Polarized	586-1301-105	586-1302-105	586-1303-105	586-1305-105	586-1306-105
2332, 2335	T1 ¾	Bi-Pin	14	Polarized	586-1301-103	586-1302-103	586-1303-103	586-1305-103	586-1306-103
2337	T1 ¾	Bi-Pin	6	Polarized	586-1301-101	586-1302-101	586-1303-101	586-1305-101	586-1306-101
2342	T1 ¾	Bi-Pin	28	Polarized	586-1301-105	586-1302-105	586-1303-105	586-1305-105	586-1306-105
3149	T1 ¾	Bi-Pin	6	Polarized	586-1301-101	586-1302-101	586-1303-101	586-1305-101	586-1306-101
3708	T3 ¼	Miniature Screw	6	Non-Polarized	586-2701-201	586-2702-201	586-2703-201	586-2705-201	586-2706-201
6034	T1 ¾	Midget Flange	28	Polarized	586-1101-105	586-1102-105	586-1103-105	586-1105-105	586-1106-105
7327	T1 ¾	Bi-Pin	28	Polarized	586-1301-105	586-1302-105	586-1303-105	586-1305-105	586-1306-105
7328	T1 ¾	Bi-Pin	6	Polarized	586-1301-101	586-1302-101	586-1303-101	586-1305-101	586-1306-101
7330	T1 ¾	Bi-Pin	14	Polarized	586-1301-103	586-1302-103	586-1303-103	586-1305-103	586-1306-103
7332, 7333, 7335	T1 ¾	Midget Flange	6	Polarized	586-1101-101	586-1102-101	586-1103-101	586-1105-101	586-1106-101
7341	T1 ¾	Midget Flange	28	Polarized	586-1101-105	586-1102-105	586-1103-105	586-1105-105	586-1106-105
7349, 7361, 7364, 7368	T1 ¾	Bi-Pin	6	Polarized	586-1301-101	586-1302-101	586-1303-101	586-1305-101	586-1306-101
7374, 7376	T1 ¾	Bi-Pin	28	Polarized	586-1301-105	586-1302-105	586-1303-105	586-1305-105	586-1306-105
7377, 7380, 7381	T1 ¾	Bi-Pin	6	Polarized	586-1301-101	586-1302-101	586-1303-101	586-1305-101	586-1306-101
7382	T1 ¾	Bi-Pin	14	Polarized	586-1301-103	586-1302-103	586-1303-103	586-1305-103	586-1306-103
7387, 7876	T1 ¾	Bi-Pin	28	Polarized	586-1301-105	586-1302-105	586-1303-105	586-1305-105	586-1306-105
7945	T1 ¾	Bi-Pin	6	Polarized	586-1301-101	586-1302-101	586-1303-101	586-1305-101	586-1306-101

Additional products are available. Contact factory for details.

MILITARY CROSS REFERENCE GUIDE

LC and LH, MS Military Designations to Dialight Part Numbers

MILITARY SPECIFICATION:

MIL-DTL-3661C-Lampholders, Indicator Lights, Indicator-Light Housings, Indicator-Light Lenses

<u>MILITARY DESIGNATION</u>	<u>DIALIGHT PART NO.</u>	<u>MILITARY DESIGNATION</u>	<u>DIALIGHT PART NO.</u>	<u>MILITARY DESIGNATION</u>	<u>DIALIGHT PART NO.</u>
LC11BN2	178-0334-500	LC17RN3	*203-0131-203	LC23GN3	209-0132-203
LC11BT2	178-0374-500	LC17WT3	*203-0135-203	LC23RD3	209-0111-203
LC11CN2	*178-0337-500	LC17YD3	203-0113-203	LC23RN3	*209-0131-203
LC11GN2	178-0332-500	LC17YN3	*203-0133-203	LC23WT3	*209-0135-203
LC11GT2	178-0372-500	LC18BD3	204-0114-203	LC23YD3	209-0113-203
LC11RN2	*178-0331-500	LC18BN3	204-0134-203	LC23YN3	*209-0133-203
LC11RT2	178-0371-500	LC18CD3	204-0117-203	LC24BD3	210-0114-203
LC11WT2	178-0375-500	LC18CN3	*204-0137-203	LC24BN3	210-0134-203
LC11YN2	*178-0333-500	LC18GD3	204-0112-203	LC24CD3	210-0117-203
LC11YT2	178-0373-500	LC18GN3	204-0132-203	LC24CN3	*210-0137-203
LC12BN2	162-0934	LC18RD3	204-0111-203	LC24GD3	210-0112-203
LC12BT2	162-0974	LC18RN3	*204-0131-203	LC24GN3	210-0132-203
LC12CN2	*162-0937	LC18YD3	204-0113-203	LC24RD3	210-0111-203
LC12GN2	162-0932	LC18YN3	*204-0133-203	LC24RN3	*210-0131-203
LC12GT2	162-0972	LC19BD3	169-1114-203	LC24WT3	*210-0135-203
LC12RN2	*162-0931	LC19BN3	169-1134-203	LC24YD3	210-0113-203
LC12RT2	162-0971	LC19CD3	169-1117-203	LC24YN3	*210-0133-203
LC12WT2	162-0975	LC19CN3	*169-1137-203	LC25BN2	239-0334-500
LC12YN2	*162-0933	LC19GD3	169-1112-203	LC25BT2	239-0374-500
LC12YT2	162-0973	LC19GN3	169-1132-203	LC25CN2	*239-0337-500
LC13CN2	*137-0937	LC19RD3	169-1111-203	LC25GN2	239-0332-500
LC13RN2	*137-0931	LC19RN3	*169-1131-203	LC25GT2	239-0372-500
LC13WT2	*137-0935	LC19WT3	*169-1135-203	LC25RN2	*239-0331-500
LC13YN2	*137-0933	LC19YD3	169-1113-203	LC25RT2	239-0371-500
LC14BD3	081-0114-203	LC19YN3	*169-1133-203	LC25WT2	239-0375-500
LC14BN3	081-0134-203	LC20BN3	169-1194-203	LC25YN2	*239-0333-500
LC14CD3	081-0117-203	LC20CN3	*169-1197-203	LC25YT2	239-0373-500
LC14CN3	*081-0137-203	LC20GN3	169-1192-203	LC29BN2	162-1434
LC14GD3	081-0112-203	LC20RN3	*169-1191-203	LC29BT2	162-1474
LC14GN3	081-0132-203	LC20WT3	*169-1195-203	LC29CN2	*162-1437
LC14RD3	081-0111-203	LC20YN3	*169-1193-203	LC29GN2	162-1432
LC14RN3	*081-0131-203	LC21BD3	051-0114-203	LC29GT2	162-1472
LC14WT3	*081-0135-203	LC21BN3	051-0134-203	LC29RN2	*162-1431
LC14YD3	081-0113-203	LC21CD3	051-0117-203	LC29RT2	162-1471
LC14YN3	*081-0133-203	LC21CN3	*051-0137-203	LC29WT2	162-1475
LC15BD3	026-1114-203	LC21GD3	051-0112-203	LC29YN2	*162-1433
LC15BN3	026-1134-203	LC21GN3	051-0132-203	LC29YT2	162-1473
LC15CN3	*026-1137-203	LC21RD3	051-0111-203	LC30BN3	250-3534-500
LC15GD3	026-1112-203	LC21RN3	*051-0131-203	LC30GN3	250-3532-500
LC15GN3	026-1132-203	LC21WT3	*051-0135-203	LC30RN3	250-3531-500
LC15RD3	026-1111-203	LC21YD3	051-0113-203	LC30WT3	250-3535-500
LC15RN3	*026-1131-203	LC21YN3	*051-0133-203	LC30YN3	250-3533-500
LC15WT3	*026-1135-203	LC22BD3	080-0514-203	LC32BT2	250-1474-500
LC15YD3	026-1113-203	LC22BN3	080-0534-203	LC32GT2	250-1472-500
LC15YN3	*026-1133-203	LC22CD3	080-0517-203	LC32RT2	250-1471-500
LC16BN3	026-1194-203	LC22CN3	*080-0537-203	LC32WT2	250-1475-500
LC16CN3	*026-1197-203	LC22GD3	080-0512-203	LC32YT2	250-1473-500
LC16GN3	026-1192-203	LC22GN3	080-0532-203	LC33CN2	*130-0937-003
LC16RN3	*026-1191-203	LC22RD3	080-0511-203	LC33RN2	*130-0931-003
LC16WT3	*026-1195-203	LC22RN3	*080-0531-203	LC33WT2	*130-0935-003
LC16YN3	*026-1193-203	LC22WT3	*080-0535-203	LC33YN2	*130-0933-003
LC17BD3	203-0114-203	LC22YD3	080-0513-203	LC34CN2/DO2	*271-0171
LC17BN3	203-0134-203	LC22YN3	*080-0533-203	LC34CN2/SO2	*271-0272
LC17CD3	203-0117-203	LC23BD3	209-0114-203	LC34EN2/DO2	*271-0111
LC17CN3	*203-0137-203	LC23BN3	209-0134-203	LC34EN2/EN2	*271-3111
LC17GD3	203-0112-203	LC23CD3	209-0117-203	LC34EN2/SO2	*271-0212
LC17GN3	203-0132-203	LC23CN3	*209-0137-203	LC35BN2	128-0934-003
LC17RD3	203-0111-203	LC23GD3	209-0112-203	LC35BT2	128-0974-003

* Can be used with Based LED Replacement Lamps



MILITARY CROSS REFERENCE GUIDE

LC and LH, MS Military Designations to Dialight Part Numbers

MILITARY SPECIFICATION:

MIL-DTL-3661C-Lampholders, Indicator Lights, Indicator-Light Housings, Indicator-Light Lenses

<u>MILITARY DESIGNATION</u>	<u>DIALIGHT PART NO.</u>	<u>MILITARY DESIGNATION</u>	<u>DIALIGHT PART NO.</u>	<u>MILITARY DESIGNATION</u>	<u>DIALIGHT PART NO.</u>
LC35CN2	*128-0937-003	LH88/1	366-8836-09-553	MS18236-1RN	507-5338-0931-630
LC35GN2	128-0932-003	LH88/2	366-8864-09-523	MS18236-1WT	507-5338-0935-630
LC35GT2	128-0972-003	LH89/1	367-8430-09-503	MS18236-1YN	507-5338-0933-630
LC35RN2	*128-0931-003	LH90/1	370-8738-504	MS18236-2CN	507-5337-0937-670
LC35RT2	128-0971-003	LH90/2	371-8738-14-504	MS18236-2RN	507-5337-0931-670
LC35WT2	128-0975-003	LH90/3	371-8760-14-504	MS18236-2WT	507-5337-0935-670
LC35YN2	*128-0933-003	LH92/1	271-8430-702	MS18236-2YN	507-5337-0933-670
LC35YT2	128-0973-003	LHC82/1BT2	252-9951-0974	MS18237-1CN	507-5338-1537-630
LC36BD2	160-0114-203	LHC82/1CN2	252-9951-0937	MS18237-1RN	507-5338-1531-630
LC36CD2	160-0117-203	LHC82/1GT2	252-9951-0972	MS18237-1WT	507-5338-1535-630
LC36GD2	160-0112-203	LHC82/1RT2	252-9951-0971	MS18237-1YN	507-5338-1533-630
LC36RD2	160-0111-203	LHC82/1WT2	252-9951-0975	MS18237-2CN	507-5337-1537-670
LC36YD2	160-0113-203	LHC82/1YT2	252-9951-0973	MS18237-2RN	507-5337-1531-670
LC37BD2	161-0114-203	MS18235-1BT	507-3909-1474-600	MS18237-2WT	507-5337-1535-670
LC37CD2	161-0117-203	MS18235-1CN	507-3909-1437-600	MS18237-2YN	507-5337-1533-670
LC37GD2	161-0112-203	MS18235-1GT	507-3909-1472-600	MS18238-1	507-6022-1437-600
LC37RD2	161-0111-203	MS18235-1RT	507-3909-1471-600	MS18238-2	507-6023-1437-600
LC37YD2	161-0113-203	MS18235-1WT	507-3909-1475-600	MS25256-2	*162-8430-0933-502
LH73/1	359-8430-09-502	MS18235-1YT	507-3909-1473-600	MS25256-4	162-8430-0932-502
LH73/2	362-8430-09-702	MS18235-2BT	507-3914-1474-600	MS25256-6	*162-8430-0931-502
LH74/1	361-8836-09-552	MS18235-2CN	507-3914-1437-600	MS25256-8	*162-8430-0937-502
LH74/2	361-8864-09-522	MS18235-2GT	507-3914-1472-600	MS25256-10	162-8430-0975-502
LH74/3	364-8836-09-752	MS18235-2RT	507-3914-1471-600	MS25256-12	162-8430-0934-502
LH74/4	364-8864-09-722	MS18235-2WT	507-3914-1475-600	MS25257-2	137-8836-0933-552
LH76/1	373-0408-01-273	MS18235-2YT	507-3914-1473-600	MS25257-4	137-8836-0931-552
LH76/2	373-0463-01-223	MS18235-3BT	507-3918-1474-600	MS25257-6	137-8836-0937-552
LH76/3	373-0410-01-203	MS18235-3CN	507-3918-1437-600	MS25446-2**	252-9951-0974
LH77/1	377-0408-11-273	MS18235-3GT	507-3918-1472-600	MS25446-3**	252-9951-0972
LH77/2	377-0463-11-223	MS18235-3RT	507-3918-1471-600	MS25446-4**	252-9951-0971
LH77/3	377-0410-11-203	MS18235-3WT	507-3918-1475-600	MS25446-5**	252-9951-0975
LH79/1	378-3404-01-203	MS18235-3YT	507-3918-1473-600	MS25446-6**	252-9951-0973
LH80/1	378-3402-01-203	MS18236-1CN	507-5338-0937-630	MS25446-7**	252-9951-0937

** See LHC82/1

MILITARY SPECIFICATION:

MIL-L-7806-Light, Panel Plastic Plate Lighting

MS25010A11A	*270-1930-0111-702	MS25010B11A	*270-1830-0111-702	MS25010C11B	*271-8430-0111-702
MS25010A12A	*270-1930-0171-702	MS25010B12A	*270-1830-0171-702	MS25010C12B	*271-8430-0171-702
MS25010A13A	*270-1930-3111-702	MS25010B13A	*270-1830-3111-702	MS25010C13B	*271-8430-3111-702
MS25010A14A	...CONSULT FACTORY	MS25010B14A	...CONSULT FACTORY	MS25010C14B	*271-8430-3171-702
MS25010A15A	*270-1930-0212-702	MS25010B15A	*270-1830-0212-702	MS25010C15B	*271-8430-0212-702
MS25010A16A	*270-1930-0272-702	MS25010B16A	*270-1830-0272-702	MS25010C16B	*271-8430-0272-702

MILITARY SPECIFICATION:

MIL-L-7961C-Light, Indicator, Press-to-Test

MS25041-1	*801-1030-0337-504	MS25041-7	800-1030-0332-504	MS25331-3	804-1710-0332-504
MS25041-2	*801-1030-0331-504	MS25041-8	*800-1030-0333-504	MS25331-4	804-1710-0333-504
MS25041-3	801-1030-0332-504	MS25041-10	801-1030-0334-504	MS25331-5	803-1710-0337-504
MS25041-4	*801-1030-0333-504	MS25041-11	800-1030-0334-504	MS25331-6	803-1710-0331-504
MS25041-5	*800-1030-0337-504	MS25331-1	804-1710-0337-504	MS25331-7	803-1710-0332-504
MS25041-6	*800-1030-0331-504	MS25331-2	804-1710-0331-504	MS25331-8	803-1710-0333-504

*Can be used with Based LED Replacement Lamps.

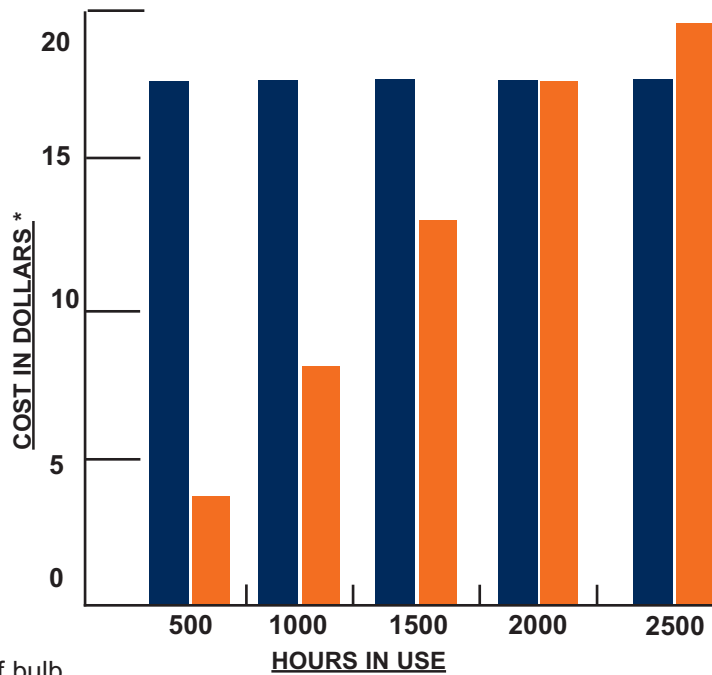
THE LED ADVANTAGE

With the technological advancements in Light Emitting Diodes (LEDs) brightness can now rival the incandescent lamp when incorporated in similar packages such as the non-relampable indicator or Based LED bulbs. Dialight's LED products incorporate the latest in AlInGaP and InGaN LED technology, the technology that is used in all of our high reliability applications such as traffic lights, vehicle lights and aviation lighting.

BENEFITS OF LEDs

FEATURE	BENEFIT
▶ Operate life > 50k hours	▶ Low maintenance
▶ Solid State	▶ Impervious to shock and vibration
▶ Full range of colors	▶ Ability to mix and change dynamically
▶ Narrow band emitter	▶ 90% less energy for color applications
▶ Low operate voltage	▶ Compatibility with controls
▶ No in-rush current	▶ Ease of power supply design
▶ Very fast - nanoseconds	▶ Safety and ability to multiplex
▶ Precision optics	▶ Higher utilization of light
▶ No mercury	▶ No disposal issues

COST COMPARISON BETWEEN LED AND INCANDESCENT BULBS



* Cost includes:
Replacement of bulb,
labor, and energy savings

■ Based LED ■ Incandescent Bulbs

Maximizing Light Output

In order to maximize the light output from LEDs, it is important to match the color of the lens cap to that of the emitting color of the LED. Unlike incandescent lamps, which emit light over the full spectrum, LEDs are monochromatic (emit one color). Since a lens cap is a filter, if not matched properly the overall light output may be substantially reduced.



MODIFICATION STATION

This selector guide provides a brief overview of our standard panel-mount indicators and LED light sources. Found something you like, but your parameters are slightly different? Complete this form and fax it to us for consideration - with more than 65 years experience, we may already have your solution available!

Common modifications include:

▶ **Different voltage**

- Indicate the Series _____, color _____, voltage _____, circle **AC** or **DC**
- Internal resistors are not always possible; please indicate whether an external resistor added in series to wire leads is acceptable, circle **YES** or **NO**. Dialight will provide standard wire leads, indicate length desired _____, circle unit of measure: **INCH** or **mm**.

▶ **Bi-color, tri-color or different color**

- Indicate the Series _____, desired color(s) _____, voltage _____

▶ **Clear lens cap (eliminates phantom effect in daylight viewable applications)**

- Indicate the Series _____, lens style _____


▶ **Connectorized assembly**

- Indicate the Series _____, color _____, voltage _____, length of wires from front of mounting panel to end of connector _____, circle unit of measure **INCH** or **mm**, wire color for anode _____, wire color for cathode _____, desired connector style indicated by manufacturer name _____ and p/n _____

▶ **Custom requirement** - please provide us a drawing of your requirement and include all of the following information so we can expedite our response, and fax to **732-919-5778** or email **info@dialight.com**:

- ▶ Estimated initial order _____ and estimated purchase quantity in first year _____
- ▶ Target cost _____
- ▶ Dialight Distributor of choice _____
- ▶ Voltage - AC (also indicate frequency in Hz) or DC or both _____
- ▶ Color _____
- ▶ Lens style _____
- ▶ Mounting considerations _____
- ▶ Finish _____
- ▶ Space constraints _____
- ▶ Environmental issues _____
- ▶ UL/CSA, VDE or other safety requirements _____
- ▶ NEMA or IP water sealing requirements _____

DRAWING



About us: Dialight has the resources to offer virtually any type of LED solution to multiple markets including indicators, signaling, vehicles and illumination. We are one of the largest consumers of high brightness LEDs in North America and have an installed base of tens of millions of Luxeon LEDs. The indicators in this catalog represent consumption of more than 750,000 LEDs daily.

Our People

Dialight is proud of our team of over six hundred people located across the globe. Our multi-disciplined engineering group is supported by extensive optical, mechanical and electronic labs with the ability to develop quick turn-around concept proofs, prototypes, and production devices.

Capability

Dialight is a complete integrator of LED technology. We have in-house expertise in design, development and manufacturing of light engines and power supplies while including mastery of thermal management, optics, and color control for any application from indicators to complex theatrical and architectural installations.

Manufacturing

Dialight maintains over 350,000 square feet of manufacturing facilities in North Carolina, Mexico and Germany.

Product Offering

Indication

- ▶ Broad offering of Panel Mount Indicators (PMI), Circuit Board Indicators (CBI®), discrete lamps and Optopipe® light pipes

Signaling

- ▶ Largest installed base of LED traffic lights, rail signaling, heavy duty vehicle and obstruction lights

Solid State Lighting

- ▶ Proprietary SpectraMix™ color control protocol for repeatable, specifiable and accurate color across a broad range of patented light engines.

Why LED's?



- Last beyond 100,000 hours
- 10x more efficient than incandescent
- Low temperature operation
- Robust solid state construction
- Low voltage
- "Instant" switching operation
- Dynamic color control
- Precision optics

Other LED Products offered by Dialight

- Surface Mount Indicators (Prism®)
- Circuit Board Indicators (CBI®)
- Optical Light Pipes (Optopipe®)
- Exterior & Interior Vehicle Lights
- LED-based Traffic Signal Products
- Obstruction Lights
- Rail Track and Car Signaling
- Illumination Products
- SpectraMix™ - Color Control Protocol
- Patented Light Engines

www.dialight.com



Dialight



Dialight Corporate Office

1501 Route 34 South
Farmingdale, NJ 07727 USA
TEL: +1.732.919.3119
FAX: +1.732.751.5778
EMAIL: info@dialight.com

Dialight Ltd.

Exning Road
Newmarket, Suffolk CB8 0AX UK
TEL: +44.1638.666541
FAX: +44.1638.561735
EMAIL: dialight-sales@dialight.co.uk



www.dialight.com

90% post-consumer content 

PMI Selector Guide Version 6.0

