

OLFLEX® 190/ 190 CY

Extremely Oil Resistant Flexible Control Cable

Now with UL MTW to Comply with NFPA 79 2007



OLFLEX® 190 multi-conductor cable has the highest oil, coolant and solvent resistant PVC jacket for control and power applications in an industrial environment. OLFLEX® 190 is designed for use in all electrical equipment in dry, damp and wet conditions.

Recommended Applications:

For Machinery: CNC machining centers, Grinding machines, Bottling equipment, Conveyors, Processing equipment, Assembly lines and Control panels

Application Advantages:

- Extremely oil resistant (Oil Res I & II)
- Meets NFPA 79 2007 machinery wiring standard
- Excellent industrial power and control cable
- Very flexible and number coded for easy routing and terminating
- Round jacket for optimal seal with a SKINTOP® Strain Relief

OLFLEX® 190 Construction:

Finely stranded bare copper conductors; specially blended PVC/ nylon insulation; non-wicking fillers; dry lubricant; specially formulated oil resistant gray PVC jacket.



OLFLEX® 190 CY Construction:

Finely stranded bare copper conductors; specially blended PVC/ nylon insulation; dry lubricant; non-wicking fillers; gray inner PVC jacket; tinned copper braid (85% coverage); specially formulated oil resistant gray PVC jacket.










Also available with the following options:

- Blue or red insulation
- Black overall jacket

Cable Attributes, See Page 653  Oil Resistance: OR-04  Flame Resistance: FR-02  Motion Type: FL-02  Mechanical Properties: MP-02		Availability:  Standard put-ups are 100ft, 250ft, 500ft, and 1,000ft. Bulk reels can be cut to length.	Complete the installation with:  SKINTOP® Strain Relief: Page 486  OLFLEX® Tubing: Page 546  EPIC® Connectors: Page 251  SKINTOP® MS-SC Page 486
---	--	---	---

Technical Data:

<p> Minimum Bending Radius - for installation: 4 x cable diameter - with shield: 6 x cable diameter</p> <p> Temperature Range: - for flexible use: -5°C to +90°C - for stationary use: -40°C to +90°C</p> <p> Nominal Voltage: 600V</p> <p> Test Voltage: 3000V</p> <p> Conductor Stranding: Class 5</p>	<p> Color Code: Black with white numbers, plus green/yellow ground, 2 conductor cable does not include ground</p> <p> Approvals:</p> <p>UL: - AWM 2587 + 21098 - Type MTW Oil Res I & II - UL 758 80°C, - Conforms to NFPA 79 2007</p> <p>CSA: - AWM I/II A/B FT 1 - CSA C22.2 210.2 Sec. 7.6.12.1, 8.8.8</p> <p>Additional: - Impact and Crush tests to UL 1277</p>
---	---

OLFLEX® 190/ 190 CY

Extremely Oil Resistant Flexible Control Cable

Now with UL MTW to Comply with NFPA 79 2007



OLFLEX® 190: Oil Resistant Flexible Control Cable

Part Number	Number of Conductors includes ground	Nominal Outer Diameter inches	mm	Copper Weight lbs/mft	Approx. Weight lbs/mft	kg/km	Part Number	Number of Conductors includes ground	Nominal Outer Diameter inches	mm	Copper Weight lbs/mft	Approx. Weight lbs/mft	kg/km						
20 AWG (10/30) 0.50 mm ²							601641							41	1.144	29.1	372	1230	1830
602002	2	.253	6.4	7	39	58	601650	50	1.219	30.1	454	1500	2232						
602003	3	.265	6.7	10	41	61	601661	61	1.294	32.9	554	1800	2679						
602004	4	.285	7.2	13	51	76	14 AWG (46/30) 2.50 mm ²												
602005	5	.308	7.8	17	60	89	601402	2	.337	8.6	30	87	130						
602007	7	.331	8.4	23	81	120	601403	3	.356	9.0	45	93	138						
602009	9	.379	9.6	30	135	201	601404	4	.386	9.8	60	122	182						
602012	12	.421	10.7	40	168	250	601405	5	.421	10.7	75	145	216						
602018	18	.487	12.4	60	198	295	601407	7	.457	11.6	105	192	286						
602025	25	.586	14.9	83	243	361	601409	9	.563	14.3	135	318	473						
18 AWG (19/30) 1.00 mm ²							601412							12	.628	16.0	179	402	598
601802	2	.277	7.0	13	42	63	601418	18	.729	18.5	269	575	855						
601803	3	.291	7.4	19	44	66	601425	25	.872	22.2	374	860	1280						
601803NG	3	No Ground					12 AWG (56/.0117) 4 mm ²												
601804	4	.314	8.0	25	54	81	601203	3	.417	10.6	75	156	232						
601805	5	.340	8.6	31	64	95	601204	4	.454	11.5	100	198	295						
601807	7	.367	9.3	44	84	125	601205	5	.497	12.6	125	238	354						
601809	9	.423	10.7	56	118	176	601207	7	.573	14.6	176	363	540						
601812	12	.471	12.0	75	142	211	601211	11	.745	18.9	276	398	592						
601818	18	.579	14.7	113	207	309	10 AWG (82/.0117) 6 mm ²												
601825	25	.656	16.4	156	277	413	601003	3	.492	12.5	110	222	330						
601834	34	.953	24.2	213	494	735	601004	4	.570	14.5	147	267	398						
601841	41	1.043	26.5	256	558	830	601005	5	.623	15.8	184	321	479						
601850	50	1.110	28.2	313	697	1038	8 AWG (74/.0159) 10 mm ²												
16 AWG (28/30) 1.50 mm ²							600804							4	.695	17.7	245	435	648
601602	2	.303	7.7	18	57	85	600805	5	.764	19.4	306	525	782						
601603	3	.319	8.1	27	61	91	6 AWG (119/.0159) 16 mm ²												
601604	4	.345	8.8	36	75	112	600604	4	.870	22.1	393	698	1040						
601605	5	.375	9.5	45	91	136	600605	5	.955	24.3	491	842	1254						
601607	7	.406	10.3	64	120	179	4 AWG (182/.04) 25 mm ²												
601609	9	.470	11.9	82	174	260	600404	4	1.184	30.1	541	1007	1501						
601612	12	.557	14.2	109	210	313	600405	5	1.306	33.2	676	1244	1853						
601618	18	.644	16.4	163	298	444	2 AWG (273/.04) 35 mm ²												
601625	25	.733	18.6	227	416	620	600204	4	1.316	33.4	853	1422	2119						
601634	34	1.044	26.5	309	946	1408	600205	5	1.454	36.9	1066	1749	2606						

OLFLEX® 190 CY: Shielded Oil Resistant Flexible Control Cable

Part Number	Number of Conductors includes ground	Nominal Outer Diameter inches	mm	Copper Weight lbs/mft	Approx. Weight lbs/mft	kg/km	Part Number	Number of Conductors includes ground	Nominal Outer Diameter inches	mm	Copper Weight lbs/mft	Approx. Weight lbs/mft	kg/km						
20 AWG (10/30) 0.50 mm ²							14 AWG (46/30) 2.50 mm ²												
602002CY	2	.329	8.4	23	65	97	601403CY	3	.432	11.0	69	148	221						
602003CY	3	.341	8.7	27	82	122	601404CY	4	.462	11.7	86	181	269						
602007CY	7	.407	10.3	48	112	167	601405CY	5	.497	12.6	106	218	325						
602012CY	12	.497	12.6	71	180	268	601407CY	7	.572	14.5	136	283	421						
602025CY	25	.678	17.2	137	296	441	601412CY	12	.736	18.7	226	516	769						
18 AWG (19/30) 1.00 mm ²							601418CY							18	.905	23.0	334	740	1102
601802CY	2	.353	9.0	26	75	112	12 AWG (56/.0117) 4 mm ²												
601803CY	3	.367	9.3	34	82	122	601203CY	3	.500	12.7	115	226	337						
601804CY	4	.390	9.9	46	105	157	601204CY	4	.585	14.9	146	310	462						
601805CY	5	.416	10.6	54	123	183	601205CY	5	.628	15.9	172	359	535						
601807CY	7	.443	11.3	68	139	207	601207CY	7	.672	17.1	225	493	735						
601812CY	12	.554	14.1	107	230	342	10 AWG (82/.0117) 6 mm ²												
601818CY	18	.678	17.2	162	317	472	601003CY	3	.623	15.8	155	311	463						
601825CY	25	.764	19.4	213	435	648	601004CY	4	.669	17.0	196	385	574						
16 AWG (28/30) 1.50 mm ²							601005CY							5	.731	18.6	238	474	706
601603CY	3	.395	10.0	48	111	166	601007CY	7	.786	20.0	316	638	950						
601604CY	4	.421	10.7	61	128	191	8 AWG (74/.0159) 10 mm ²												
601605CY	5	.451	11.5	70	149	222	600804CY	4	.803	20.4	305	569	848						
601607CY	7	.482	12.2	91	181	270	6 AWG (119/.0159) 16 mm ²												
601612CY	12	.656	16.7	156	311	464	600604CY	4	.994	25.2	467	1114	1660						
601618CY	18	.743	18.9	219	456	679	4 AWG (182/.04) 25 mm ²												
601625CY	25	.897	22.8	292	639	952	600404CY	4	1.324	33.6	637	1266	1886						
							2 AWG (273/.04) 35 mm ²												
							600204CY							4	1.468	37.3	969	2189	3261

*2 conductor cable does not include ground wire.