

auxiliary current switch, 1 NO+1 NC for miniature circuit breaker 5SL, 5SY, 5SP Incorporated switch 5TL1, RCBO 5SU1, FI 5SV (for 5SU1 handle coupler 5ST3805-1 is required)








Model	
Product brand name	SETRON
Product designation	Auxiliary current switch
Design of the product	Mountable
Electrical endurance (switching cycles) / typical	20 000
Protection class IP	IP20
Product details	
Product component	
• Auxiliary switch	Yes
Product extension	auxiliary switch
Number	
Number of fault signal contacts	0
Number of NC contacts	1
Number of NO contacts	1
Number of CO contacts	0
Connections	
Connectable conductor cross-section	0.5 ... 2.5 mm <sup>2</sup>
Tightening torque / with screw-type terminals	0.5 N·m

Type of connectable conductor cross-sections / at AWG conductors	24 ... 12
--	-----------

### Mechanical Design

Height	90 mm
Width	9 mm
Depth	70 mm
Net weight	55 g
<ul style="list-style-type: none"> <li>during operation</li> <li>during storage</li> </ul>	-25 ... +55 °C -40 ... +75 °C

### Certificates

General Product Approval	Declaration of Conformity	Test Certificates	Shipping Approval
 CCC	 UR	 VDE	 EG-Konf.
		<a href="#">Miscellaneous</a>	 LRS

other	Railway
<a href="#">Miscellaneous</a>	<a href="#">Vibration and Shock</a>

### Further information

**Information- and Downloadcenter (Catalogs, Brochures,...)**  
<http://www.siemens.com/lowvoltage/catalogs>

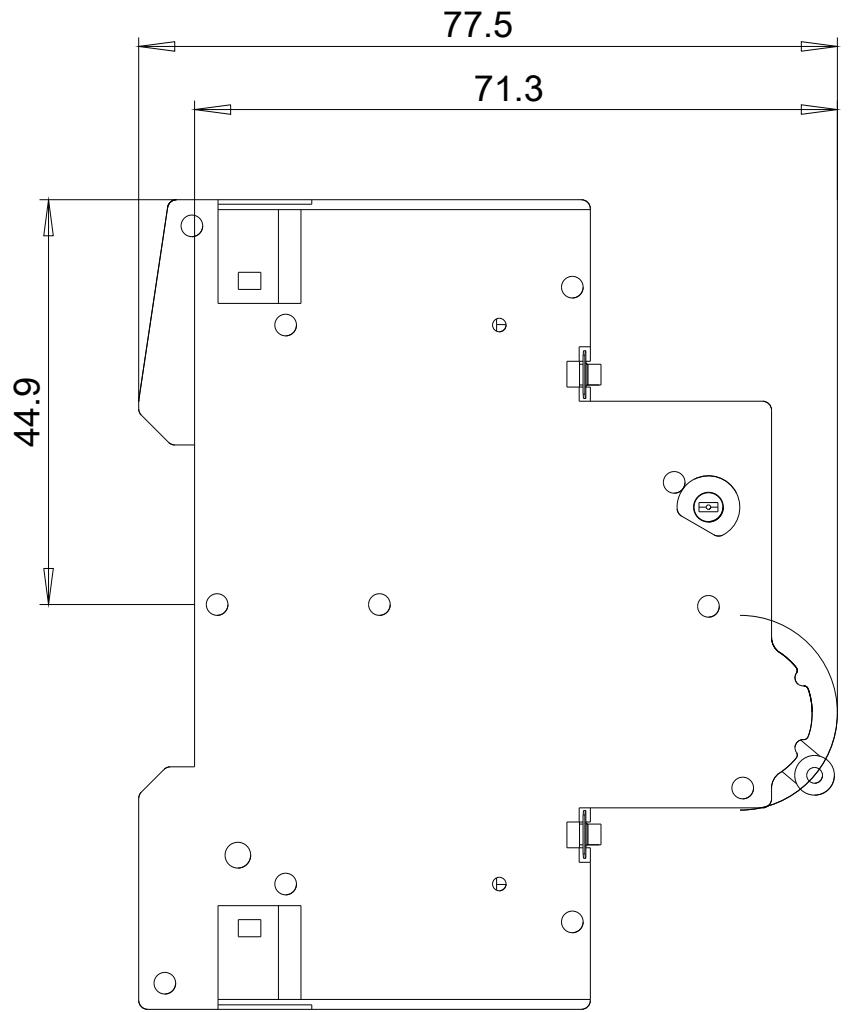
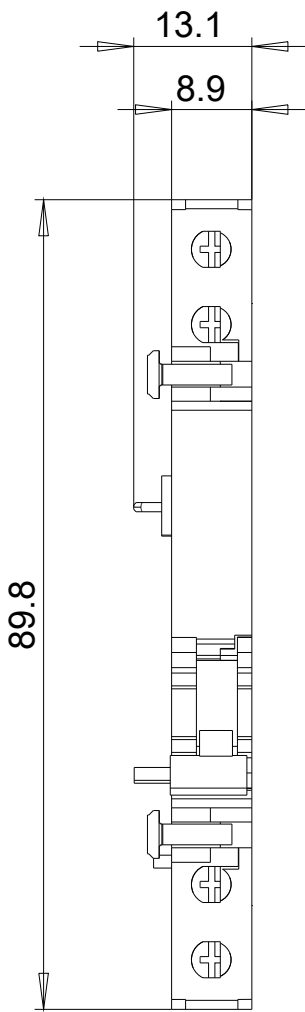
**Industry Mall (Online ordering system)**  
<https://mall.industry.siemens.com/mall/en/en/Catalog/product?mlfb=5ST3010>

**Service&Support (Manuals, Certificates, Characteristics, FAQs,...)**  
<https://support.industry.siemens.com/cs/ww/en/ps/5ST3010>

**Image database (product images, 2D dimension drawings, 3D models, device circuit diagrams, ...)**  
[http://www.automation.siemens.com/bilddb/cax\\_en.aspx?mlfb=5ST3010](http://www.automation.siemens.com/bilddb/cax_en.aspx?mlfb=5ST3010)

**CAX-Online-Generator**  
<http://www.siemens.com/cax>

**Tender specifications**  
<http://www.siemens.com/specifications>



13 21

